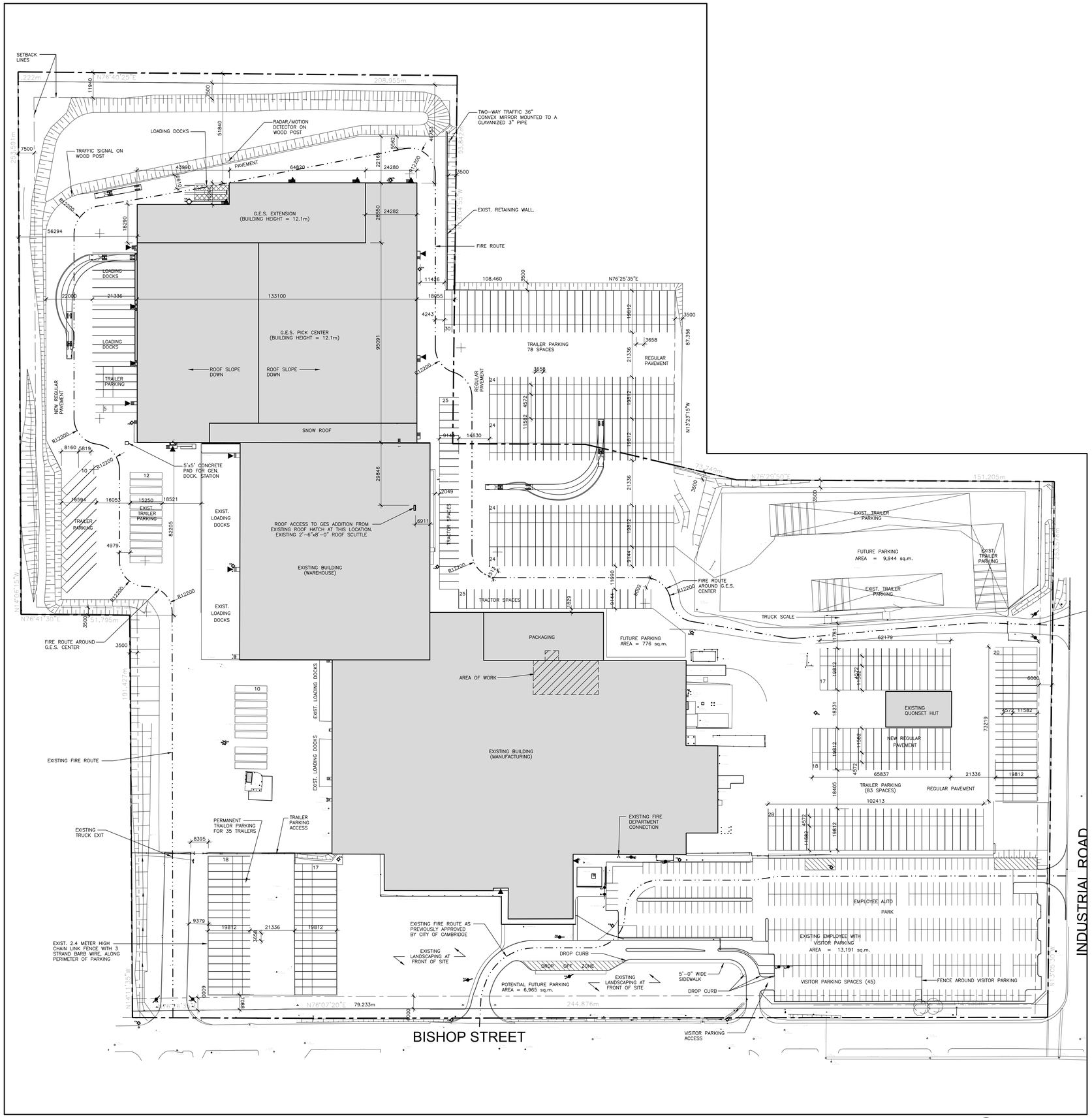

1 A100 SITE PLAN 1:750

Name of Practice:	WBA ARCHITECTS & ENGINEERS INC.
Name of Project:	CLIENT NAME – PEPSICO. PROJECT NAME NEW TORTILLA CHIP LINE
Location:	ADDRESS, 1001 BISHOP ST NORTH, CAMBRIDGE, ONTARIO, N3H 4V8

Item	Ontario Building Code 2024 Data Matrix Part 3	Building Code Reference*
3.00	Building Code Version: O. Reg. 163/24 Last Code Amendment O. Reg. 447/24	
3.01	Project Type: ☐ New ☐ Addition ☐ Change of Use ☐ Addition and Renovation ☐ Renovation ☒ Alteration Description: INTERIOR ALTERATION	[A]1.3.3.2.
3.02	Major Occupancy Classification: Occupancy F–2 — Use MEDIUM HAZARD INDUSTRIAL	3.1.2.
3.03	Superimposed Major Occupancies: ☒ No ☐ Yes Description:	3.2.2.7.
3.04	Building Area (m^2): Description: GROUND FLOOR — Existing: 45,637m^2 New: 0 Total: 45,637m^2 Total: 45,637m^2	[A]1.4.1.2.
3.05	Gross Area (m^2): Description: GROUND FLOOR — Existing: 45,637m^2 New: 0 Total: 45,637m^2; MEZZANINE — Existing: 2,081m^2 New: 0 Total: 2,081m^2 Total: 47,718m^2 New: Total: 47,718m^2	[A]1.4.1.2.
3.06	Mezzanine Area (m^2): Description: MEZZANINE — Existing: 2,081m^2 New: 0 Total: 2,081m^2 Total:	3.2.1.1
3.07	Building Height: 1 Storeys above grade 12.1 (m) above grade; 0 Storeys below grade	[A]1.4.1.2. & 3.2.1.1.
3.08	High Building: ☒ No ☐ Yes	3.2.6.
3.09	No. of Streets/ Firefighter access: ONE Streets	3.2.2.10 & 3.2.5.
3.10	Building Classification: (Size and Construction Relative to Occupancy): EXIST. Group/Div: F–2 SPRINKLED	3.2.2.20. – 83.
3.11	Sprinkler System: ☒ Required ☐ Not Required Proposed: ☒ entire building ☐ selected compartments ☐ selected floor areas ☐ basement ☐ in lieu of roof rating ☐ none Describe:	3.2.1.5 & 3.2.2.17, 3.2.2.18, 3.2.4.8 to 3.2.4.10, and 3.2.5.13
3.12	Standpipe System: ☐ Required ☒ Not Required	3.2.9.
3.13	Fire Alarm System: ☐ Required ☒ Not Required Proposed: ☐ Single stage ☐ Two stage ☒ None	3.2.4.
3.14	Water Service / Supply is Adequate: ☐ No ☒ Yes	3.2.5.7.
3.15	Construction Type: Based On: EXIST. Restriction: ☐ Combustible permitted ☒ Non–combustible required Actual: ☐ Combustible ☒ Non–combustible ☐ Combination Heavy Timber Construction: ☒ No ☐ Yes	3.2.2.20. – 83. & 3.2.1.4.
3.16	Importance Category: ☐ Low ☐ Low human occupancy ☐ Post–disaster shelter ☒ Normal ☐ High ☐ Minor storage building ☐ Explosive or hazardous substances ☐ Post–disaster	4.1.2.1.(3), T4.1.2.1.B
3.17	Seismic Hazard Index: SEISMIC CATEGORY – SITE CLASS – SEISMIC DESIGN REQUIRED for Table 4.1.8.18, items 6 to 22: REQUIRED: ☒ No ☐ Yes (IE Fa Sa (0.2)) 0.35 or Post–disaster) REASON FOR REQUIREMENT: NEITHER SC1 NOR SC2.	4.1.8.4.(1) T4.1.8.5.–B 4.1.8.18.(2)
3.18	Occupant Load: Floor Level/ Area — Occupancy Type — Based On — Occupant Load (Persons) — Posted Limit Required GROUND FLOOR — INDUSTRIAL F2 — DESIGN OF BLDG — 249 — NO INTERIOR ALTERATIONS WILL NOT INCREASE OCCUPANCY LOAD OF THE BUILDING TOTAL 249	3.1.17 and 3.1.17.1.(2)
3.19	Barrier–free Design: ☒ Yes ☐ No Barrier–free Entrances: ☐ Yes ☒ No Explanation:	3.8. 3.8.1.2.
3.20	Hazardous substances: ☐ Yes ☒ No Explanation	3.3.1.2. & 3.3.1.19.
3.21	Required Fire Resistance Ratings: Horizontal Assembly — Rating — Supporting Assembly(H) — Noncombustible in lieu of rating? Floors over basement — N/A — ☐ No ☐ Yes ☒ N/A Floors (EXISTING) — 2 HR — ☐ No ☐ Yes ☒ N/A Mezzanine (EXISTING) — 1 HR — ☐ No ☐ Yes ☒ N/A Roof — NIL — ☐ No ☐ Yes ☒ N/A	3.2.2.20. – 83., 3.2.1.2., 3.2.1.4., 3.2.2.15.
3.22	Spatial Separation: Exposed Building Face — EBF Area (m^2) — L.D. (m) — L/H or H/L — %UPO Permitted /Actual — Required FRR(H) — Construction Type — Cladding Type N — N/A — ☒ Noncombustible ☒ Noncombustible S — N/A — ☒ Noncombustible ☒ Noncombustible E — N/A — ☒ Noncombustible ☒ Noncombustible W — N/A — ☒ Noncombustible ☒ Noncombustible	3.2.3.
3.23	Plumbing Fixture Requirements: Ratio: Male:Female = 50:50 Except as noted otherwise Floor Level/Area — Occupant Load — OBC Reference — Water Closets Required — Water Closets Provided — Barrier free water Closets Required/ Provided — Universal Washrooms Required/ Provided INTERIOR ALTERATIONS WILL NOT INCREASE OCCUPANCY LOAD OF THE BUILDING N/A	3.7.4., 3.8.2.3, Tables 3.8.2.3.–A and 3.8.2.3.–B
3.24	Energy Efficiency: Compliance Path: N/A Climatic Zone: N/A — Degree Days below 18°C: N/A	12.2.1.2. SB–1 Table 2
3.25	Sound Transmission Design: Is there more than 1 dwelling unit in the building?: Notes: Option Implemented: ☐ Min. STC rating of 50 based on SB–3 and 9.11.1.4 ☐ Min. STC rating of 50 tested to ASTM E90 and 9.11.1.4 ☐ Min. STC rating of 47 measured to ASTM E336 as per 5.8.1.2.(2)(a) ☐ Min. STC rating of 47 in accordance with 5.8.1.4 (detailed method) ☐ Min. STC rating of 47 in accordance with 5.8.1.4 / .5 (simplified method)	
3.26	Alternative Solutions:	[A]1.2.1.1 and [C]2.1.
3.27	Notes: INTERIOR ALTERATION FOR EQUIPMENT MODIFICATIONS ONLY AND WILL NOT AFFECT OCCUPANT LOAD OR SPATIAL SEPARATION	

PLEASE NOTE – ALL REFERENCES ARE TO DIVISION B OF THE OBC UNLESS PRECEDED BY [A] FOR DIVISION A AND [C] FOR DIVISION C

2 A100 OBC MATRIX

NOTES

These drawings are the property of, and shall not be used or reproduced without the consent of Whitney-Bailey Associates Inc. The Contractor shall check and verify all dimensions and report all discrepancies to the Architect and/or Engineer.

TRUE NORTH | PROJECT NORTH

No.	Date	Issued	By:
A	2025–03–25	ISSUED FOR 60% REVIEW	WBA
B	2025–06–25	ISSUED FOR 90% REVIEW	WBA
C	2025–07–11	ISSUED FOR PERMIT	WBA
D	2025–07–18	ISSUED FOR TENDER	WBA

KEY PLAN

SITE LEGEND:

- PROPERTY LINE
- ENTRANCE/EXIT
- B.F. EXISTING BARRIER FREE PARKING SIGN
- F.R. EXISTING FIRE ROUTE SIGN
- F.H. EXISTING FIRE HYDRANT
- EXISTING FIRE DEPARTMENT CONNECTION

No.	Date	Revision	By:
4	2026–01–30	ISSUED FOR AS–BUILT	WBA
3	2025–09–23	NO CHANGE UPDATED PER CLIENT REQ.	WBA
2	2025–09–23	NO CHANGE UPDATED PER CLIENT REQ.	WBA
1	2025–09–23	NO CHANGE UPDATED PER CLIENT REQ.	WBA
0	2025–08–28	ISSUED FOR CONSTRUCTION	WBA

Professional Seal: ONTARIO ASSOCIATION OF ARCHITECTS — ROY ALEXANDER BASSO — LICENCE 7937 — 7/7/25

Consultant: wba ARCHITECTS AND ENGINEERS INC. — 3-930 ROWNTREE DAIRY ROAD VAUGHAN, ONTARIO, L4L 8H2 (905) 851-9888 INFO@WBAAE.COM

Client: PEPSICO CANADA

1001 BISHOP ST NORTH, CAMBRIDGE, ON N3H 4V8

Project Title: NEW TORTILLA CHIP LINE

Drawing Title: SITE PLAN

CADD System: AUTOCAD 2021	Plot Scale: 1:1	Sheet Size: 30" x 42"
Drawn By: A.A.H.	Date: FEB. 2025	Drawing Scale: AS NOTED
Checked By: G.S.S	Date: FEB. 2025	Rev.: 4
Project No.: 2250203	Dwg No.: A100	

CADD File Name:
Plotted By:
Plot Date:

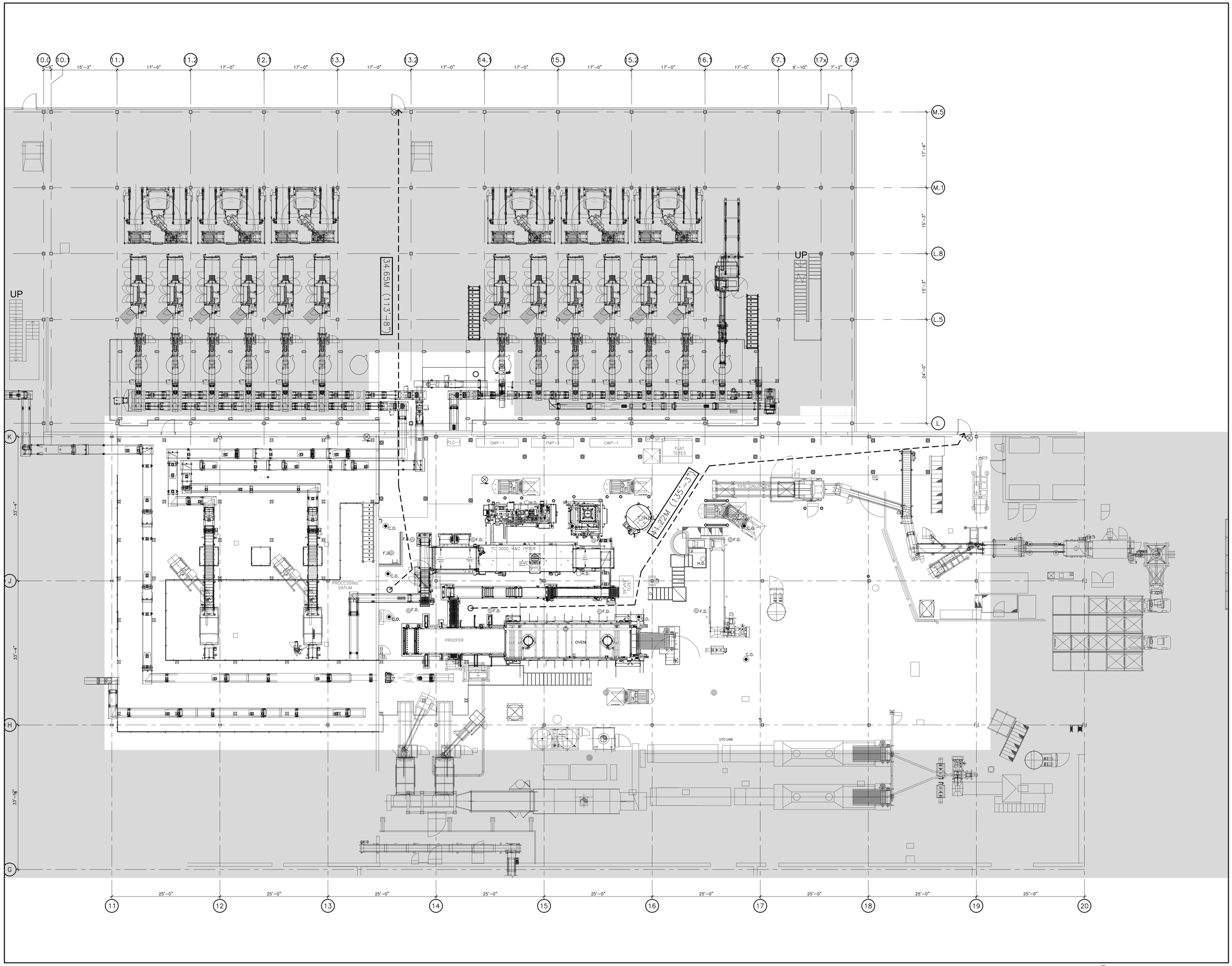

1 A101 LIFE SAFETY PLAN
1/8"=1'-0"

NOTES

These drawings are the property of, and shall not be used or reproduced without the consent of Whitney-Bailey Associates Inc. The Contractor shall check and verify all dimensions and report all discrepancies to the Architect and/or Engineer.

TRUE NORTH | PROJECT NORTH

No.	Date	Issued	By.
A	2025-08-18	ISSUED FOR PERMIT	WBA

KEY PLAN

LEGEND

EXISTING AREA TO REMAIN NO WORK IS REQUIRED

AREA OF INTERIOR ALTERATION

LIFE SAFETY LEGEND

DENOTES AND DELINEATES ZERO-HOUR (0) FIRE SEPARATION.

DENOTES AND DELINEATES ONE-HOUR (1) FIRE SEPARATION.

DENOTES AND DELINEATES TWO-HOUR (2) FIRE SEPARATION.

EXIT NEW EXIT SIGN

EXIT DIRECTIONAL EXIT SIGN

EXISTING EXIT SIGN

EGRESS START

EGRESS PATH

EMERGENCY LIGHTING PACKS

No.	Date	Revision	By.
5	2026-01-30	ISSUED FOR AS-BUILT	WBA
4	2025-10-07	PROCESS COORDINATION	WBA
3	2025-09-23	UPDATED PER CLIENT REQUEST	WBA
2	2025-09-23	NO CHANGE UPDATED PER CLIENT REQ.	WBA
1	2025-09-23	NO CHANGE UPDATED PER CLIENT REQ.	WBA
0	2025-08-28	ISSUED FOR CONSTRUCTION	WBA

Professional Seal

ONTARIO ASSOCIATION OF ARCHITECTS
ROY ALEXANDER BASSO
LICENCE 7937

Professional Seal

Consultant:
wba ARCHITECTS AND ENGINEERS INC.
3-530 ROWNTREE DAIRY ROAD
VAUGHAN, ONTARIO, L4L 8H2
(905) 851-0616
INFO@WBAAE.COM

Client:
PEPSICO CANADA
1001 BISHOP ST NORTH,
CAMBRIDGE, ON N3H 4V8

Project Title:
NEW TORTILLA CHIP LINE

Drawing Title:
LIFE SAFETY PLAN

CADD System: AUTOCAD 2021	Plot Scale: 1:1	Sheet Size: 30" x 42"
Drawn By: A.A.H.	Date: FEB. 2025	Drawing Scale: AS NOTED
Checked By: R.B.	Date: FEB. 2025	Rev.: 5
Project No.: 2250203	Dwg No.: A101	

CADD File Name:
Plotted By:
Plot Date:

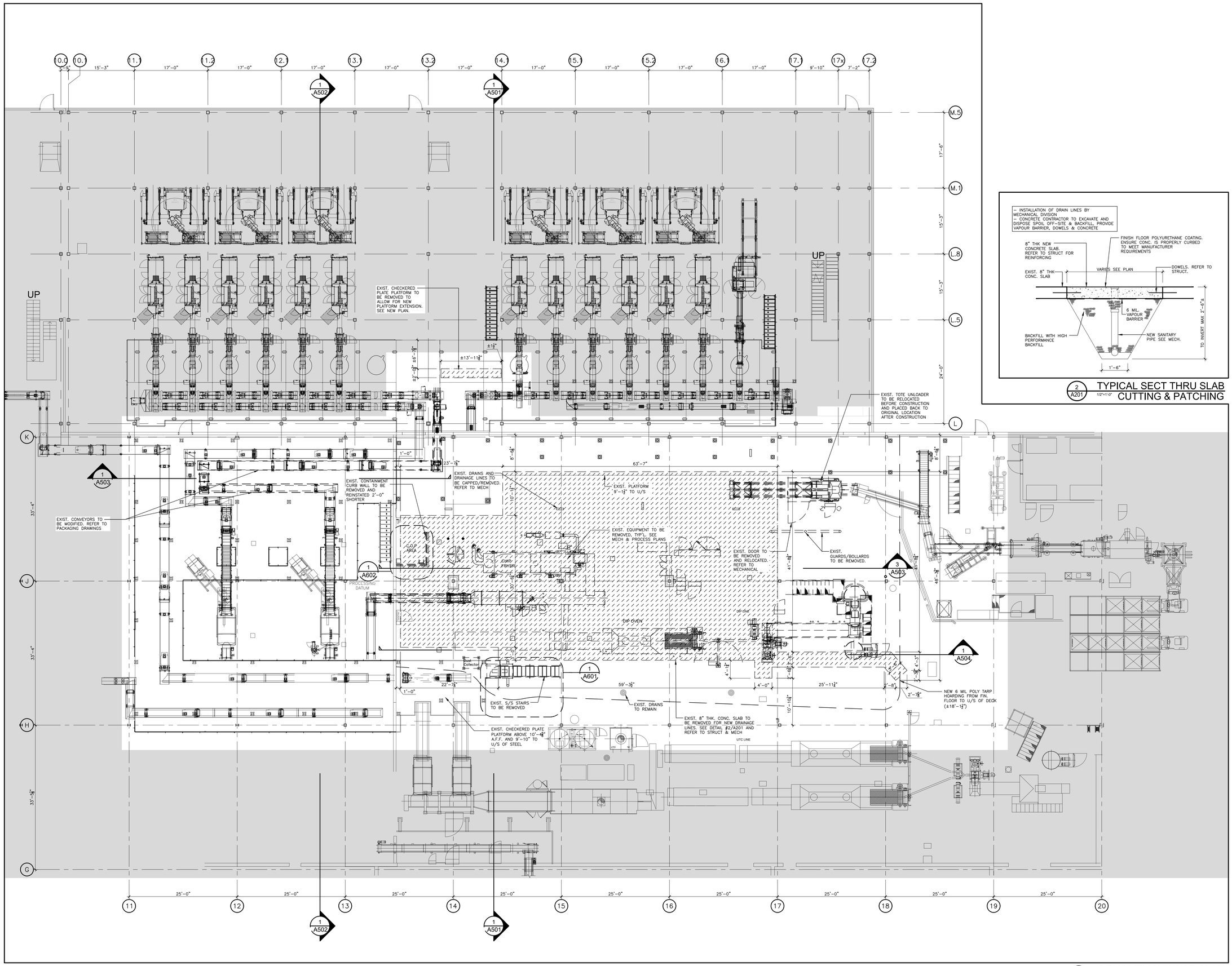

1 A201 DEMOLITION FLOOR PLAN
1/8"=1'-0"

2 A201 TYPICAL SECT THRU SLAB CUTTING & PATCHING
1/2"=1'-0"

NOTES

These drawings are the property of, and shall not be used or reproduced without the consent of Whitney-Bailey Associates Inc. The Contractor shall check and verify all dimensions and report all discrepancies to the Architect and/or Engineer.

TRUE NORTH | PROJECT NORTH

No.	Date	Issued	By.
A	2025–03–25	ISSUED FOR 60% REVIEW	WBA
B	2025–06–25	ISSUED FOR 90% REVIEW	WBA
C	2025–07–11	ISSUED FOR PERMIT	WBA
D	2025–07–18	ISSUED FOR TENDER	WBA

KEY PLAN

LEGEND

- EXISTING AREA TO REMAIN NO WORK IS REQUIRED
- AREA OF INTERIOR ALTERATION
- AREA OF FLOOR SLAB REMOVAL FOR NEW UNDERGROUND PIPES INSTALLATION

No.	Date	Revision	By.
4	2026–01–30	ISSUED FOR AS–BUILT	WBA
3	2025–09–23	UPDATED PER CLIENT REQUEST	WBA
2	2025–09–23	NO CHANGE UPDATED PER CLIENT REQ.	WBA
1	2025–09–23	NO CHANGE UPDATED PER CLIENT REQ.	WBA
0	2025–08–28	ISSUED FOR CONSTRUCTION	WBA

Professional Seal

ONTARIO ASSOCIATION OF ARCHITECTS 7/7/25 ROY ALEXANDER BASSO LICENCE 7937

Professional Seal

Consultant:
wba ARCHITECTS AND ENGINEERS INC.
3-530 ROWNTREE DAIRY ROAD
VAUGHAN, ONTARIO, L4L 8H2
(905) 851-0616
INFO@WBAAE.COM

Client:
PEPSICO BEVERAGES
1001 BISHOP ST NORTH,
CAMBRIDGE, ON N3H 4V8

Project Title:
NEW TORTILLA CHIP LINE

Drawing Title:
DEMOLITION FLOOR PLAN

CADD System: AUTOCAD 2021	Plot Scale: 1:1	Sheet Size: 30" x 42"
Drawn By: A.A.H.	Date: FEB. 2025	Drawing Scale: AS NOTED
Checked By: G.S.S	Date: FEB. 2025	Rev.: 4
Project No.: 2250203	Dwg No.: A201	

CADD File Name:
Plotted By:
Plot Date:

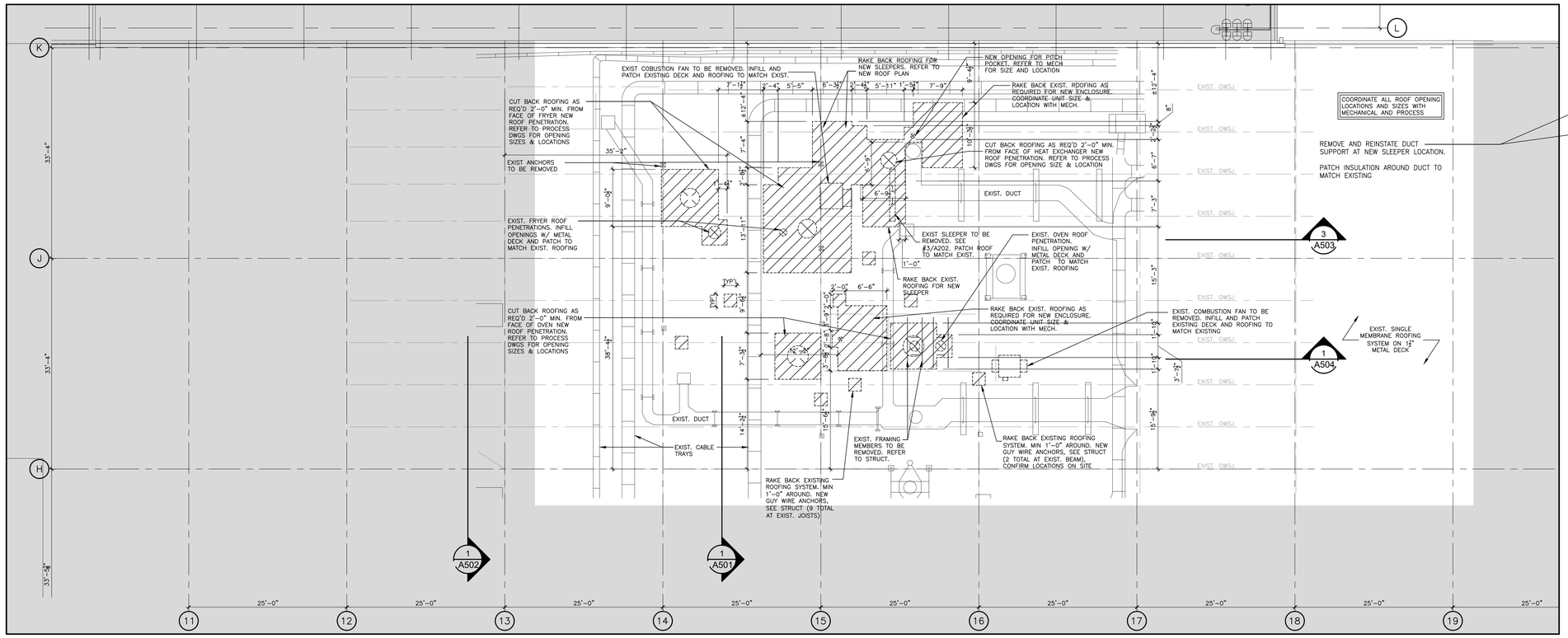

2 A202 DEMOLITION ROOF PLAN
1/8"=1'-0"

3 A202 EXIST. SLEEPER

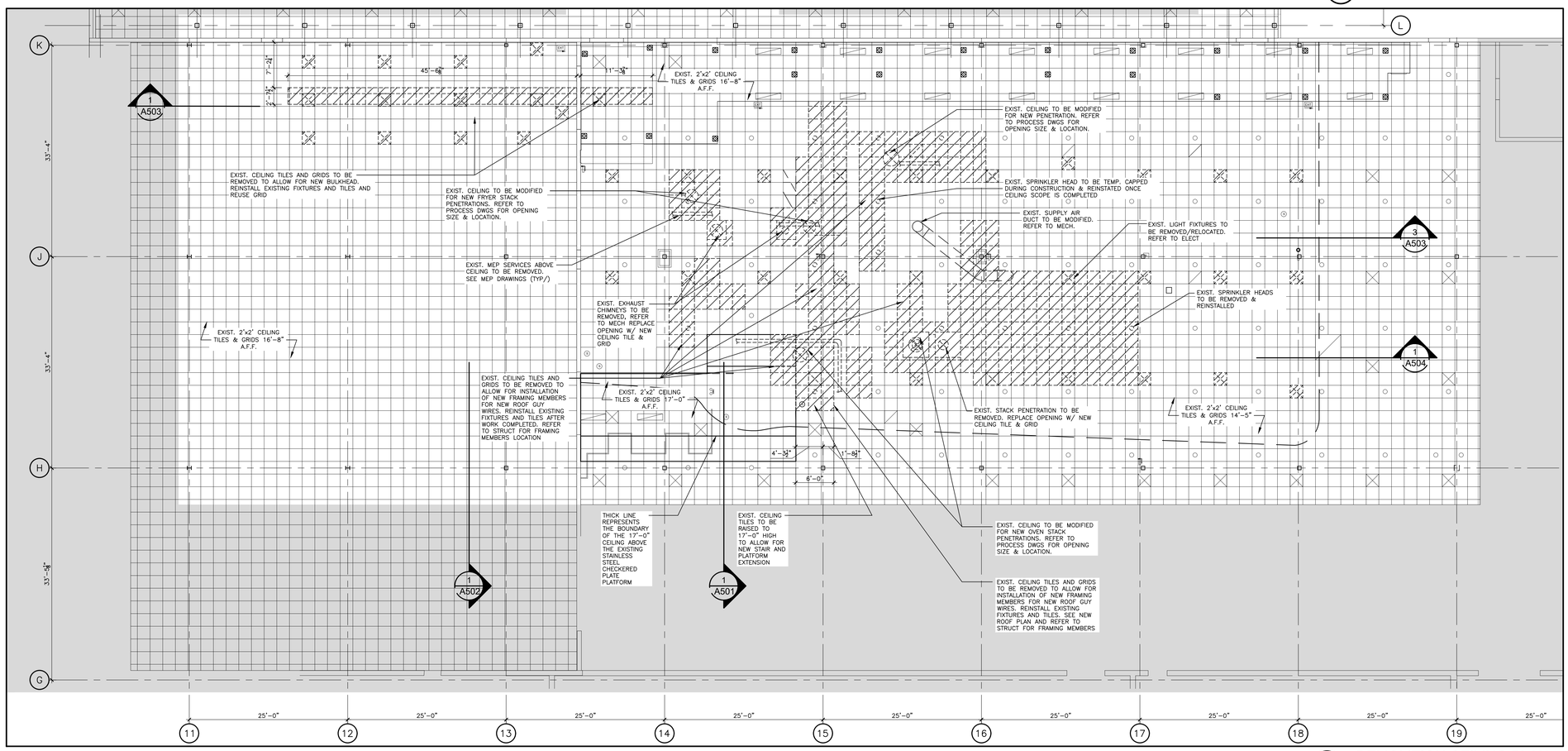

1 A202 DEMOLITION CEILING PLAN
1/8"=1'-0"

SERVICES ABOVE CEILING SHOWN FOR REFERENCE. REFER TO MEP DRAWINGS FOR DEMOLITION

NOTES

These drawings are the property of, and shall not be used or reproduced without the consent of Whitney-Bailey Associates Inc. The Contractor shall check and verify all dimensions and report all discrepancies to the Architect and/or Engineer.

TRUE NORTH | PROJECT NORTH

No.	Date	Issued	By:
A	2025-03-25	ISSUED FOR 60% REVIEW	WBA
B	2025-06-25	ISSUED FOR 90% REVIEW	WBA
C	2025-07-11	ISSUED FOR PERMIT	WBA
D	2025-07-18	ISSUED FOR TENDER	WBA
E	2025-07-25	ISSUED FOR TENDER ADDENDUM #01	WBA

KEY PLAN

LEGEND

EXISTING AREA TO REMAIN NO WORK IS REQUIRED

AREA OF INTERIOR ALTERATION

DEMO CEILING LEGEND

EXISTING 2x4 LIGHT FIXTURE TO REMAIN

EXISTING 1x4 LIGHT FIXTURE TO REMAIN

EXISTING WALL MOUNTED LIGHT FIXTURE TO REMAIN

EXISTING 1x4 CORNER LIGHT FIXTURE TO REMAIN

EXISTING 2x2 LIGHT FIXTURE TO REMAIN

EXISTING POT LIGHT FIXTURE TO REMAIN

EXISTING 2x4 HEPA FILTER TO REMAIN

EXISTING 2x2 DIFFUSER TO REMAIN

EXISTING RETURN AIR GRILL TO REMAIN

EXISTING EXIT SIGN TO REMAIN

EXISTING SPRINKLER HEAD TO REMAIN

EXISTING FIRE ALARM SPEAKER TO REMAIN

EXISTING COMBINATION FIRE ALARM AND PUBLIC ADDRESS SPEAKER TO REMAIN

EXISTING EMERGENCY LIGHT TO REMAIN

EXISTING MECHANICAL PENETRATIONS TO REMAIN

EXTENT OF EXIST. 2'X2' CEILING GRIDS AND TILES TO BE REMOVED.

EXISTING 2x2 LIGHT FIXTURE TO BE REMOVED/RELOCATED. REFER TO ELECTRICAL DIVISION.

EXISTING DUCT TO BE REMOVED

EXISTING/NEW MECHANICAL STACK PENETRATIONS. REFER TO MECHANICAL DIVISION.

NOTE: ELECTRICAL & MECHANICAL ITEMS ARE SHOWN FOR GENERAL REFERENCE ONLY. REFER TO THE RELATED DIVISION FOR FULL EXTENT OF WORK

No.	Date	Revision	By:
5	2026-01-30	ISSUED FOR AS-BUILT	WBA
4	2025-10-21	ISSUED FOR CCN#04	WBA
3	2025-09-23	UPDATED PER CLIENT REQUEST	WBA
2	2025-09-23	NO CHANGE UPDATED PER CLIENT REQ.	WBA
1	2025-09-23	NO CHANGE UPDATED PER CLIENT REQ.	WBA
0	2025-08-28	ISSUED FOR CONSTRUCTION	WBA

Professional Seal

ONTARIO ASSOCIATION OF ARCHITECTS
ROY ALEXANDER BASSO
LICENCE 7937
7/7/25

Professional Seal

Consultant:
wba ARCHITECTS AND ENGINEERS INC.
3-530 ROWNTREE DAIRY ROAD
VAUGHAN, ONTARIO, L4L 8H2
(905) 851-0616
INFO@WBAAE.COM

Client:
PEPSICO BEVERAGES
1001 BISHOP ST NORTH, CAMBRIDGE, ON N3H 4V8

Project Title:
NEW TORTILLA CHIP LINE

Drawing Title:
DEMOLITION CEILING AND ROOF PLANS

CADD System: AUTOCAD 2021	Plot Scale: 1:1	Sheet Size: 30" x 42"
Drawn By: A.A.H.	Date: FEB. 2025	Drawing Scale: AS NOTED
Checked By: G.S.S	Date: FEB. 2025	Rev.: 5
Project No.: 2250203	Dwg No.: A202	

CADD File Name:
Plotted By:
Plot Date:

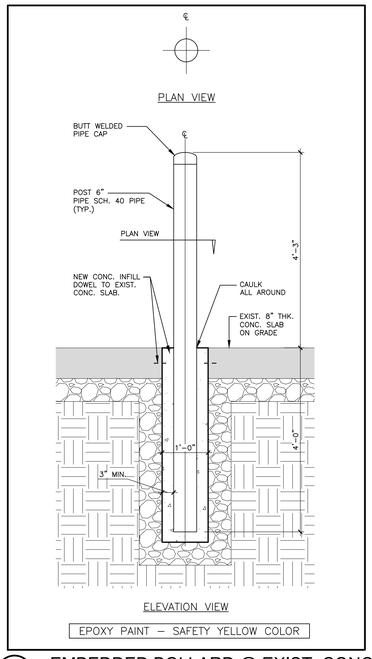

5 A301 3/4"=1'-0" EMBEDDED BOLLARD @ EXIST. CONC. SLAB DETAIL (TOTAL REQ'D 2)

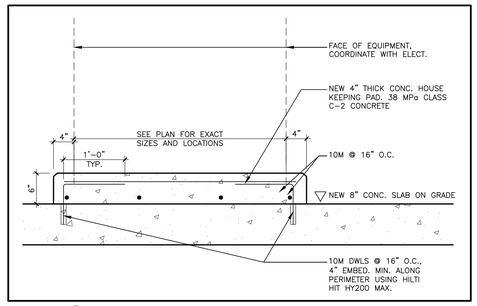

4 A301 1"=1'-0" CONCRETE HOUSEKEEPING PAD DETAIL

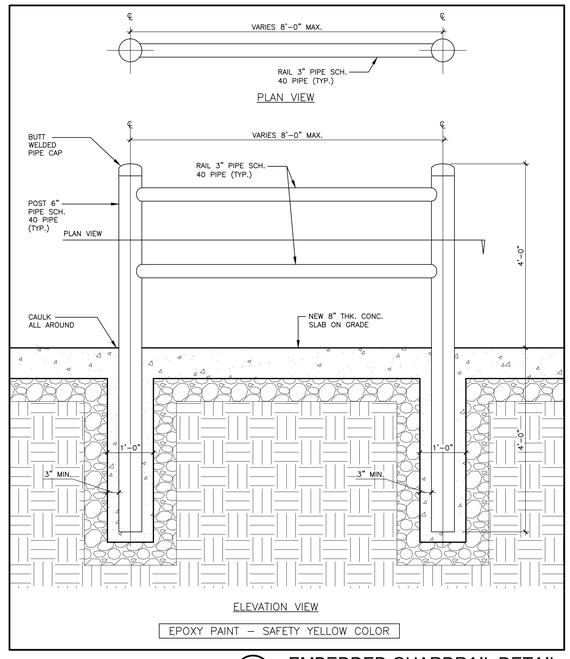

3 A301 3/4"=1'-0" EMBEDDED GUARDRAIL DETAIL (TOTAL REQ'D 2)

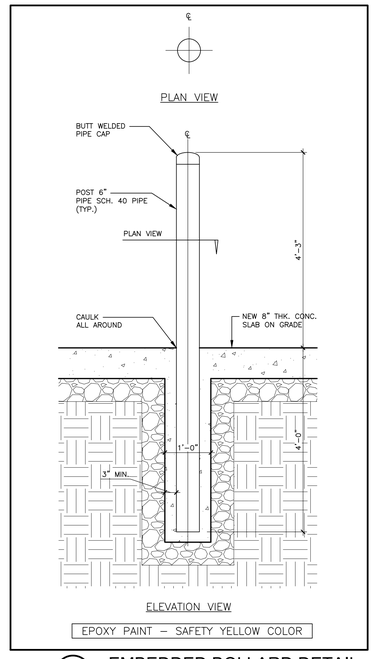

2 A301 3/4"=1'-0" EMBEDDED BOLLARD DETAIL (TOTAL REQ'D 8)

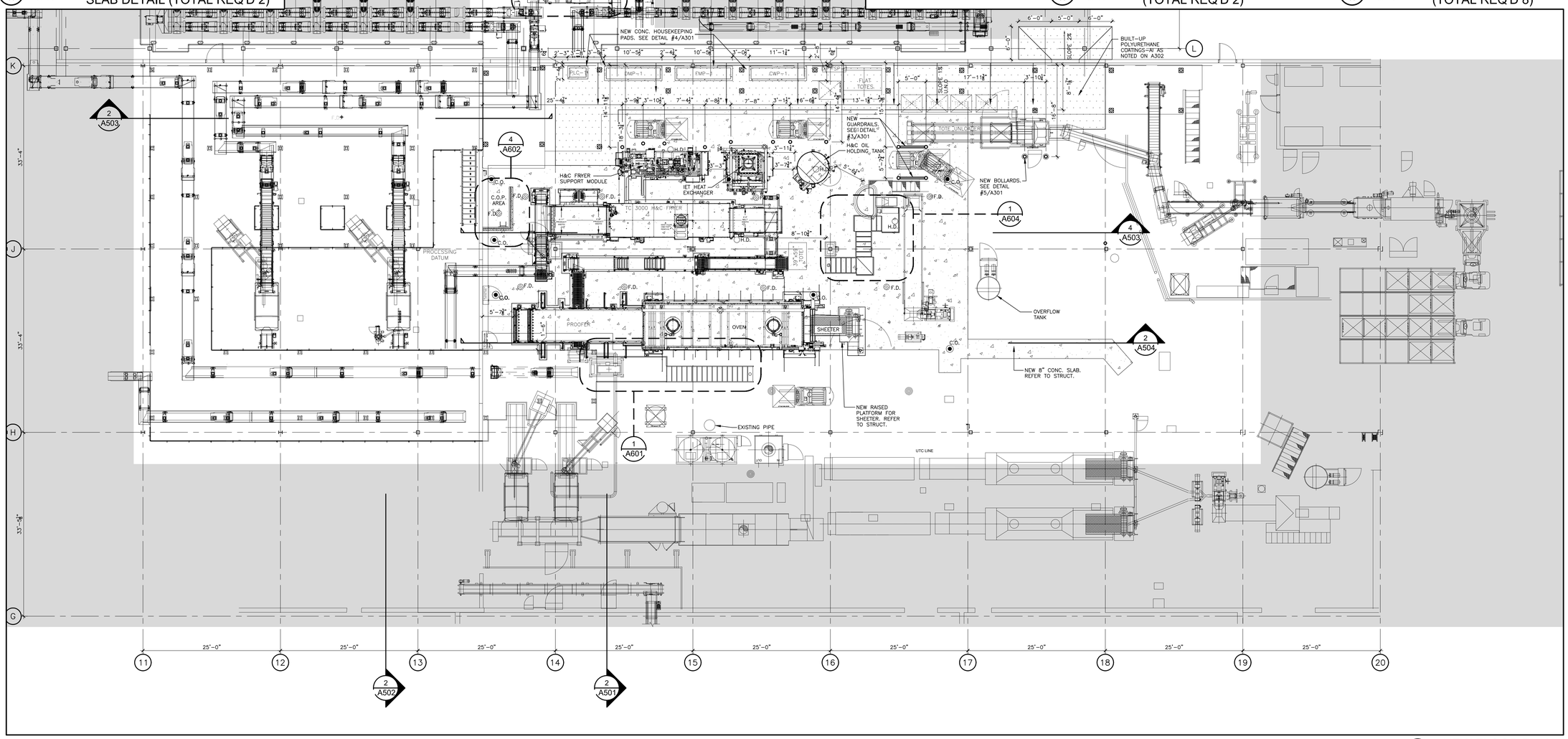

1 A301 1/8"=1'-0" NEW FLOOR PLAN

NOTES

These drawings are the property of, and shall not be used or reproduced without the consent of Whitney-Bailey Associates Inc. The Contractor shall check and verify all dimensions and report all discrepancies to the Architect and/or Engineer.

TRUE NORTH | PROJECT NORTH

No.	Date	Issued	By.
A	2025–03–25	ISSUED FOR 60% REVIEW	WBA
B	2025–06–25	ISSUED FOR 90% REVIEW	WBA
C	2025–07–11	ISSUED FOR PERMIT	WBA
D	2025–07–18	ISSUED FOR TENDER	WBA
E	2025–07–25	ISSUED FOR TENDER ADDENDUM #01	WBA
F	2025–08–05	ISSUED FOR TENDER ADDENDUM #02	WBA

KEY PLAN

LEGEND

EXISTING AREA TO REMAIN NO WORK IS REQUIRED

AREA OF INTERIOR ALTERATION

No.	Date	Revision	By.
5	2026–01–30	ISSUED FOR AS–BUILT	WBA
4	2025–10–07	PROCESS COORDINATION	WBA
3	2025–09–23	UPDATED PER CLIENT REQUEST	WBA
2	2025–09–23	NO CHANGE UPDATED PER CLIENT REQ.	WBA
1	2025–09–23	NO CHANGE UPDATED PER CLIENT REQ.	WBA
0	2025–08–28	ISSUED FOR CONSTRUCTION	WBA

Professional Seal

ONTARIO ASSOCIATION OF ARCHITECTS
ROY ALEXANDER BASSO 2
LICENCE 7937
27/09

Professional Seal

Consultant:
wba ARCHITECTS AND ENGINEERS INC.
3-530 ROWNTREE DAIRY ROAD
VAUGHAN, ONTARIO, L4L 8H2
(905) 851-0616
INFO@WBAAE.COM

Client:
PEPSICO
1001 BISHOP ST NORTH,
CAMBRIDGE, ON N3H 4V8

Project Title:
NEW TORTILLA CHIP LINE

Drawing Title:
NEW FLOOR PLAN

CADD System: AUTOCAD 2021	Plot Scale: 1:1	Sheet Size: 30" x 42"
Drawn By: A.A.H.	Date: FEB. 2025	Drawing Scale: AS NOTED
Checked By: G.S.S	Date: FEB. 2025	Rev.: 5
Project No.: 2250203	Dwg No.: A301	

CADD File Name:
Plotted By:
Plot Date:

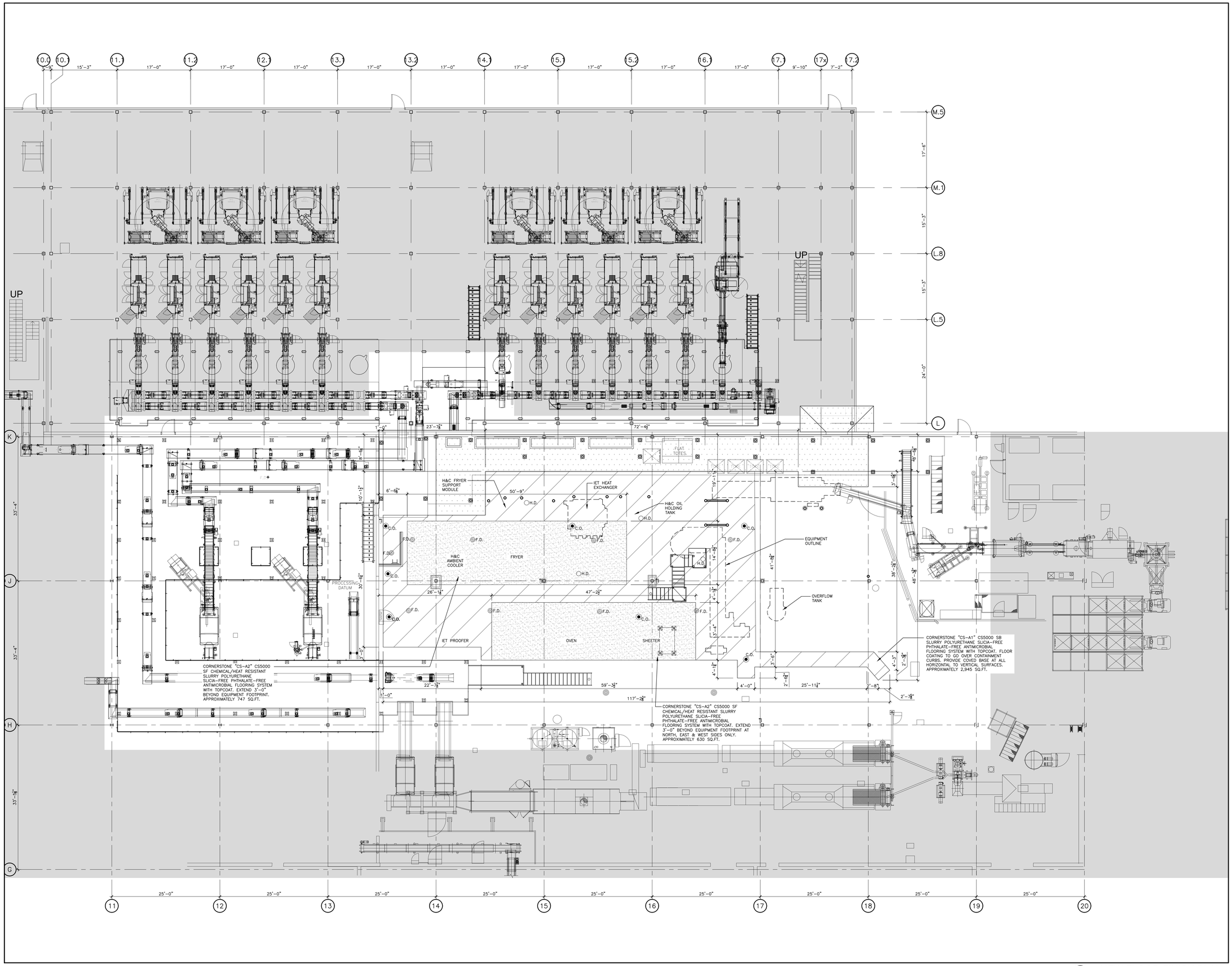

1 A302 NEW FLOOR FINISH PLAN
1/8"=1'-0"

NOTES

These drawings are the property of, and shall not be used or reproduced without the consent of Whitney-Bailey Associates Inc. The Contractor shall check and verify all dimensions and report all discrepancies to the Architect and/or Engineer.

TRUE NORTH | PROJECT NORTH

No.	Date	Issued	By.
A	2025-03-25	ISSUED FOR 60% REVIEW	WBA
B	2025-06-25	ISSUED FOR 90% REVIEW	WBA
C	2025-07-11	ISSUED FOR PERMIT	WBA
D	2025-07-18	ISSUED FOR TENDER	WBA

KEY PLAN

LEGEND

- EXISTING AREA TO REMAIN NO WORK IS REQUIRED
- AREA OF INTERIOR ALTERATION
- CS-A1 POLYURETHANE FLOOR FINISH
- CS-A2 HEAT RESISTANT FLOOR FINISH

No.	Date	Revision	By.
5	2026-01-30	ISSUED FOR AS-BUILT	WBA
4	2025-10-07	PROCESS COORDINATION	WBA
3	2025-09-23	UPDATED PER CLIENT REQUEST	WBA
2	2025-09-23	NO CHANGE UPDATED PER CLIENT REQ.	WBA
1	2025-09-23	NO CHANGE UPDATED PER CLIENT REQ.	WBA
0	2025-08-28	ISSUED FOR CONSTRUCTION	WBA

Professional Seal

ONTARIO ASSOCIATION OF ARCHITECTS
ROY ALEXANDER BASSO
LICENCE 7937

Professional Seal

Consultant:
wba ARCHITECTS AND ENGINEERS INC.
3-530 ROWNTREE DAIRY ROAD
VAUGHAN, ONTARIO, L4L 8H2
(905) 851-0616
INFO@WBAAE.COM

Client:
PEPSICO CANADA
1001 BISHOP ST NORTH,
CAMBRIDGE, ON N3H 4V8

Project Title:
NEW TORTILLA CHIP LINE

Drawing Title:
NEW FLOOR FINISH PLAN

CADD System: AUTOCAD 2021	Plot Scale: 1:1	Sheet Size: 30" x 42"
Drawn By: A.A.H.	Date: FEB. 2025	Drawing Scale: AS NOTED
Checked By: G.S.S	Date: FEB. 2025	Rev.: 5
Project No.: 2250203	Dwg No.: A302	

CADD File Name:
Plotted By:
Plot Date:

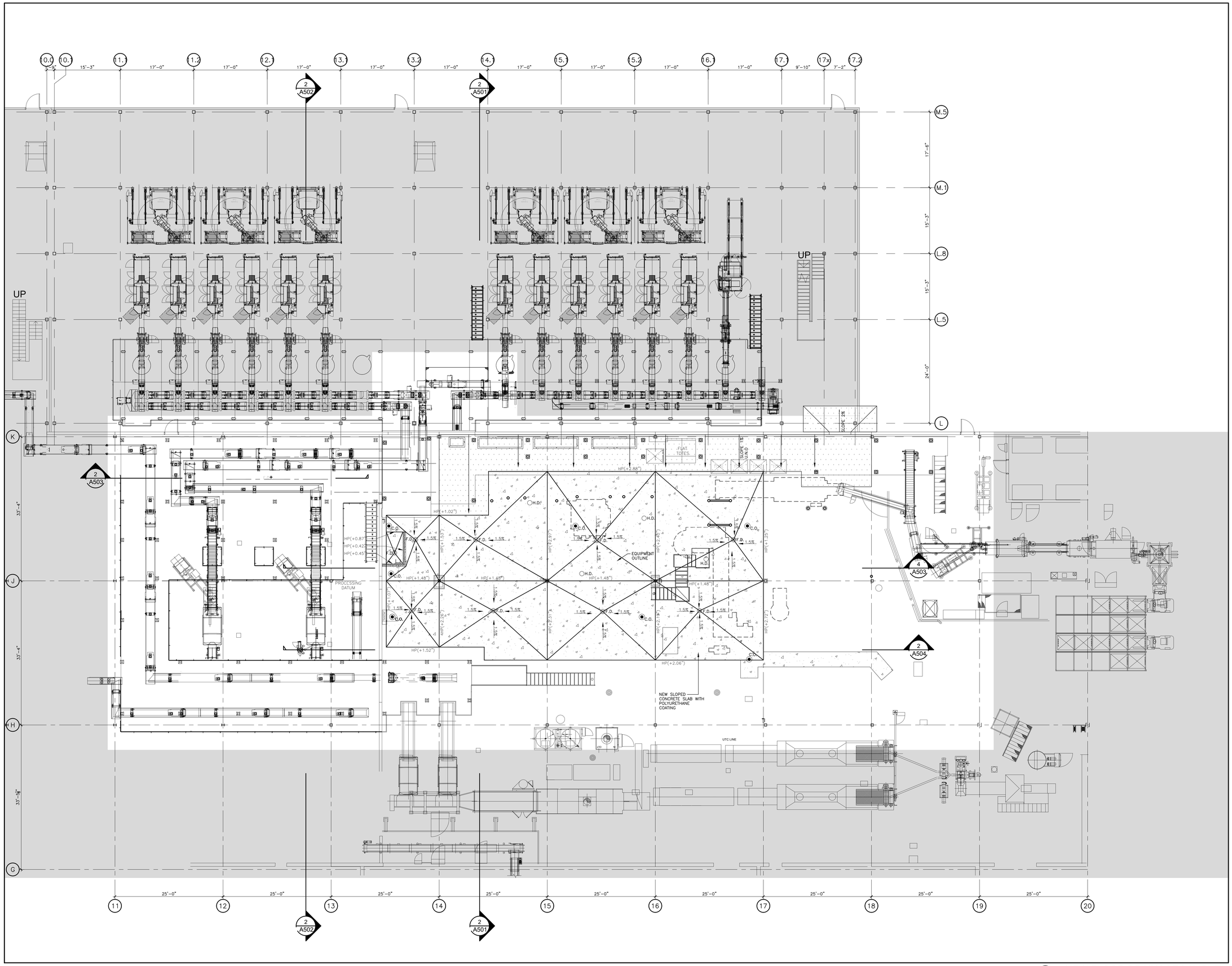

1 A302a NEW FLOOR DRAINAGE LAYOUT
1/8"=1'-0"

NOTES

These drawings are the property of, and shall not be used or reproduced without the consent of Whitney-Bailey Associates Inc. The Contractor shall check and verify all dimensions and report all discrepancies to the Architect and/or Engineer.

TRUE NORTH | PROJECT NORTH

No.	Date	Issued	By.
A	2025-05-01	ISSUED FOR REVIEW	WBA
B	2025-05-15	ISSUED FOR REVIEW	WBA
C	2025-06-25	ISSUED FOR 90% REVIEW	WBA
D	2025-07-11	ISSUED FOR PERMIT	WBA
E	2025-07-18	ISSUED FOR TENDER	WBA
F	2025-07-25	ISSUED FOR TENDER ADDENDUM #01	WBA
G	2025-08-05	ISSUED FOR ADDENDUM #02	WBA

KEY PLAN

LEGEND

- EXISTING AREA TO REMAIN NO WORK IS REQUIRED
- AREA OF INTERIOR ALTERATION

No.	Date	Revision	By.
5	2026-01-30	ISSUED FOR AS-BUILT	WBA
4	2025-10-07	PROCESS COORDINATION	WBA
3	2025-09-23	UPDATED PER CLIENT REQUEST	WBA
2	2025-09-23	NO CHANGE UPDATED PER CLIENT REQ.	WBA
1	2025-09-23	NO CHANGE UPDATED PER CLIENT REQ.	WBA
0	2025-08-28	ISSUED FOR CONSTRUCTION	WBA

Professional Seal: ONTARIO ASSOCIATION OF ARCHITECTS 27/08 ROY ALEXANDER BASSO LICENCE 7937

Professional Seal

Consultant:
wba ARCHITECTS AND ENGINEERS INC.
3-530 ROWNTREE DAIRY ROAD
VAUGHAN, ONTARIO, L4L 8H2
(905) 851-0616
INFO@WBAAE.COM

Client: PEPSICO BEVERAGES CANADA
1001 BISHOP ST NORTH, CAMBRIDGE, ON N3H 4V8

Project Title: NEW TORTILLA CHIP LINE

Drawing Title: NEW FLOOR DRAINAGE LAYOUT

CADD System: AUTOCAD 2021	Plot Scale: 1:1	Sheet Size: 30" x 42"
Drawn By: A.A.H.	Date: FEB. 2025	Drawing Scale: AS NOTED
Checked By: G.S.S	Date: FEB. 2025	Rev.: 5
Project No.: 2250203	Dwg No.: A302a	

CADD File Name:
Plotted By:
Plot Date:

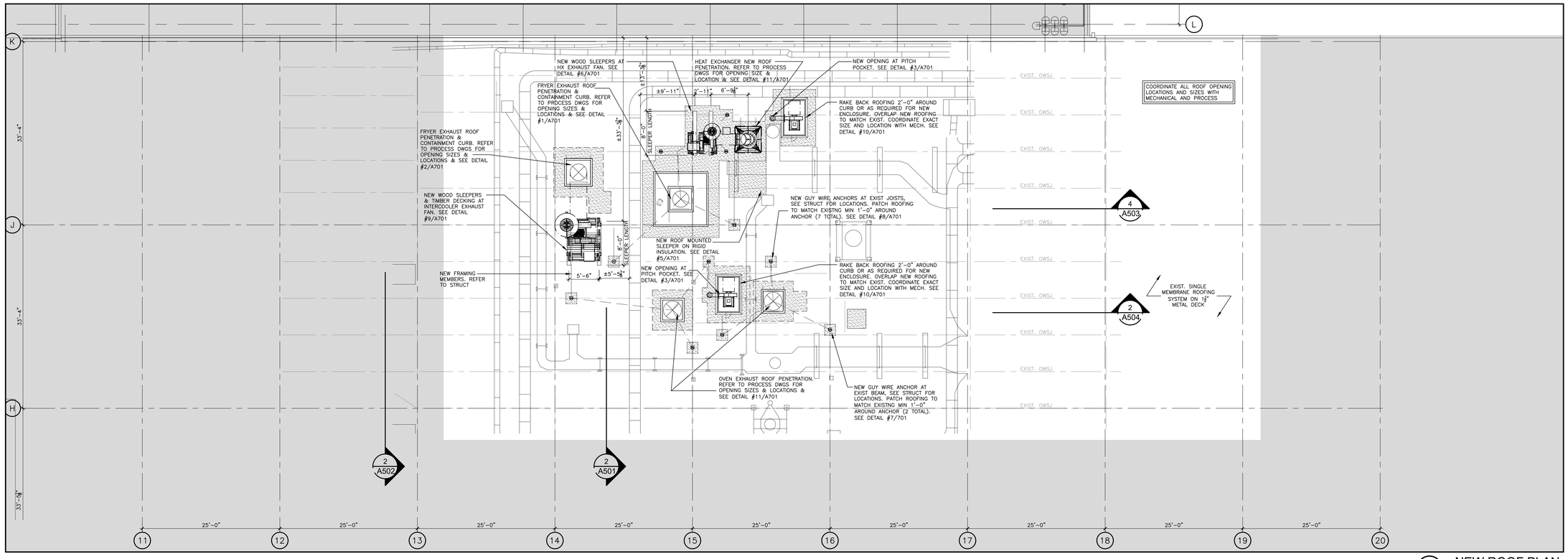

2 A303 NEW ROOF PLAN
1/8"=1'-0"

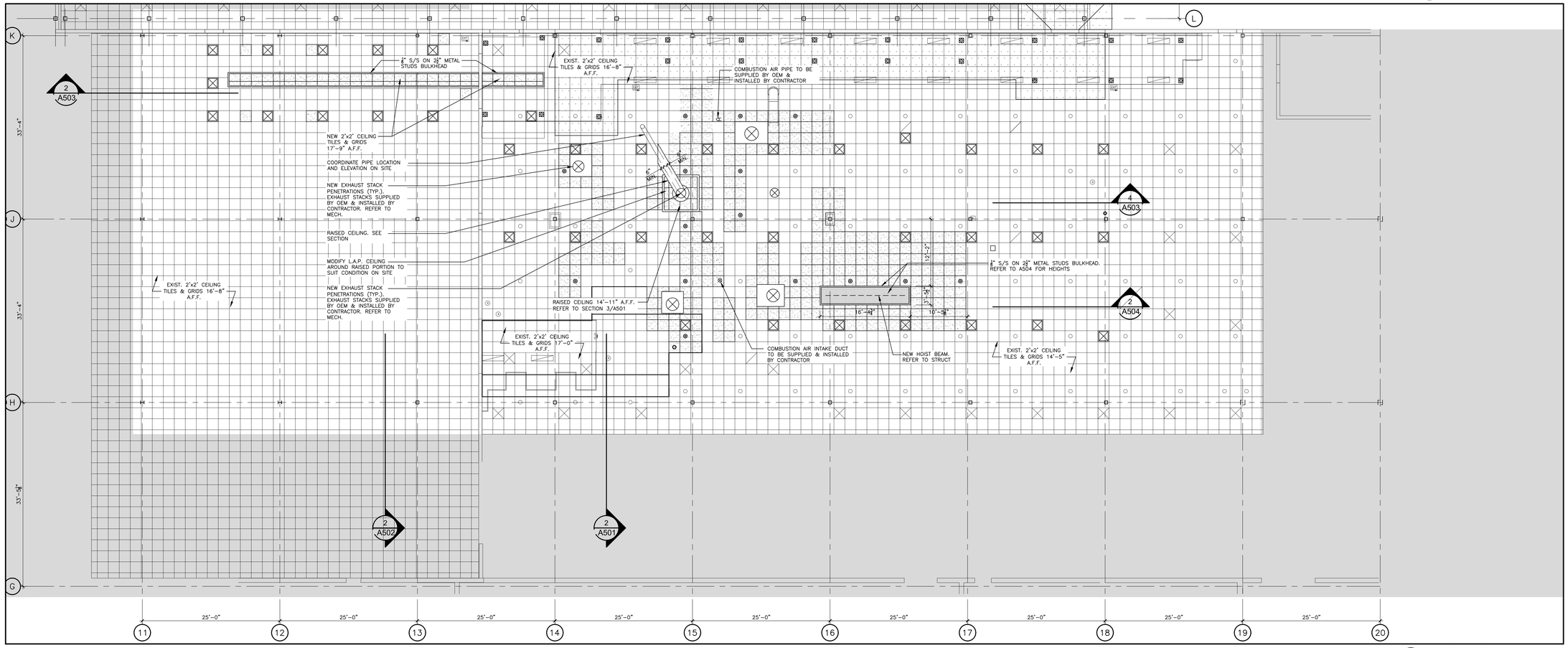

1 A303 NEW CEILING PLAN
1/8"=1'-0"

NOTES

These drawings are the property of, and shall not be used or reproduced without the consent of Whitney-Bailey Associates Inc. The Contractor shall check and verify all dimensions and report all discrepancies to the Architect and/or Engineer.

TRUE NORTH | PROJECT NORTH

No.	Date	Issued	By.
A	2025-03-25	ISSUED FOR 60% REVIEW	WBA
B	2025-06-25	ISSUED FOR 90% REVIEW	WBA
C	2025-07-11	ISSUED FOR PERMIT	WBA
D	2025-07-18	ISSUED FOR TENDER	WBA
E	2025-07-25	ISSUED FOR TENDER ADDENDUM #01	WBA

KEY PLAN

LEGEND

EXISTING AREA TO REMAIN NO WORK IS REQUIRED

AREA OF INTERIOR ALTERATION

CEILING LEGEND

NEW 2'x2' SUSPENDED CEILING GRID AND TILES

DENOTES NEW LIGHT FIXTURE. REFER TO ELECTRICAL DIVISION.

NEW/RELOCATED 2'x2' LIGHT FIXTURE. REFER TO ELECTRICAL DIVISION.

NEW STACK PENETRATIONS. REFER TO MECHANICAL DIVISION.

DENOTES REINSTALLED SPRINKLER HEADS

DENOTES REINSTALLED SPEAKER

NOTE: ELECTRICAL & MECHANICAL ITEMS ARE SHOWN FOR GENERAL REFERENCE ONLY. REFER TO THE RELATED DIVISION FOR FULL EXTENT OF WORK

No.	Date	Revision	By.
6	2026-01-30	ISSUED FOR AS-BUILT	WBA
5	2025-11-03	ISSUED FOR CLOSING MOD. CCN #006	WBA
4	2025-10-21	ISSUED FOR CCN#04	WBA
3	2025-09-23	UPDATED PER CLIENT REQUEST	WBA
2	2025-09-23	NO CHANGE UPDATED PER CLIENT REQ.	WBA
1	2025-09-23	NO CHANGE UPDATED PER CLIENT REQ.	WBA
0	2025-08-28	ISSUED FOR CONSTRUCTION	WBA

Professional Seal

ONTARIO ASSOCIATION OF ARCHITECTS
ROY ALEXANDER BASSO
LICENCE 7937
27/09

Professional Seal

Consultant:

wba ARCHITECTS AND ENGINEERS INC.
3-530 ROWNTREE DAIRY ROAD
VAUGHAN, ONTARIO, L4L 8H2
(905) 851-0616
INFO@WBAAE.COM

Client:

PEPSICO CANADA
1001 BISHOP ST NORTH,
CAMBRIDGE, ON N3H 4V8

Project Title:
NEW TORTILLA CHIP LINE

Drawing Title:
NEW CEILING AND ROOF PLANS

CADD System: AUTOCAD 2021	Plot Scale: 1:1	Sheet Size: 30" x 42"
Drawn By: A.A.H.	Date: FEB. 2025	Drawing Scale: AS NOTED
Checked By: G.S.S	Date: FEB. 2025	Rev.: 6
Project No.: 2250203	Dwg No.: A303	

CADD File Name:
Plotted By:
Plot Date:

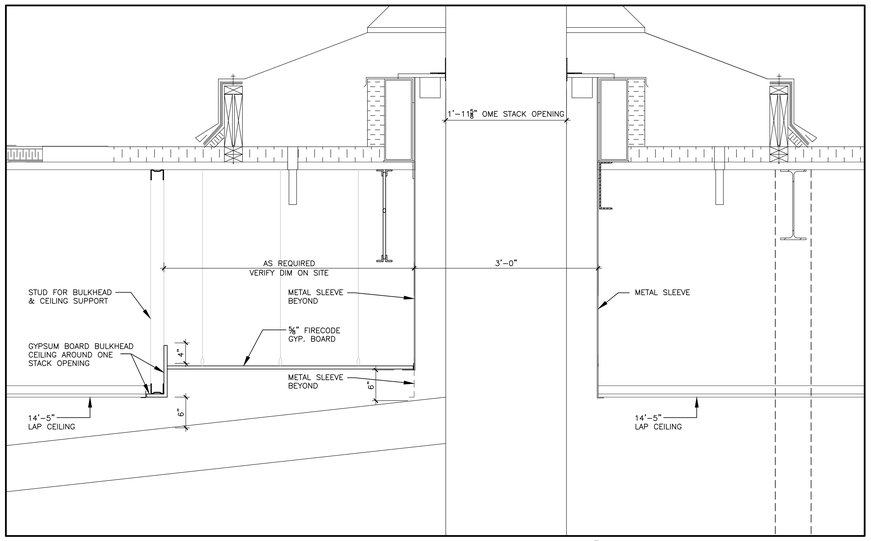

3 A501 BULKHEAD CEILING DETAIL
1/8"=1'-0"

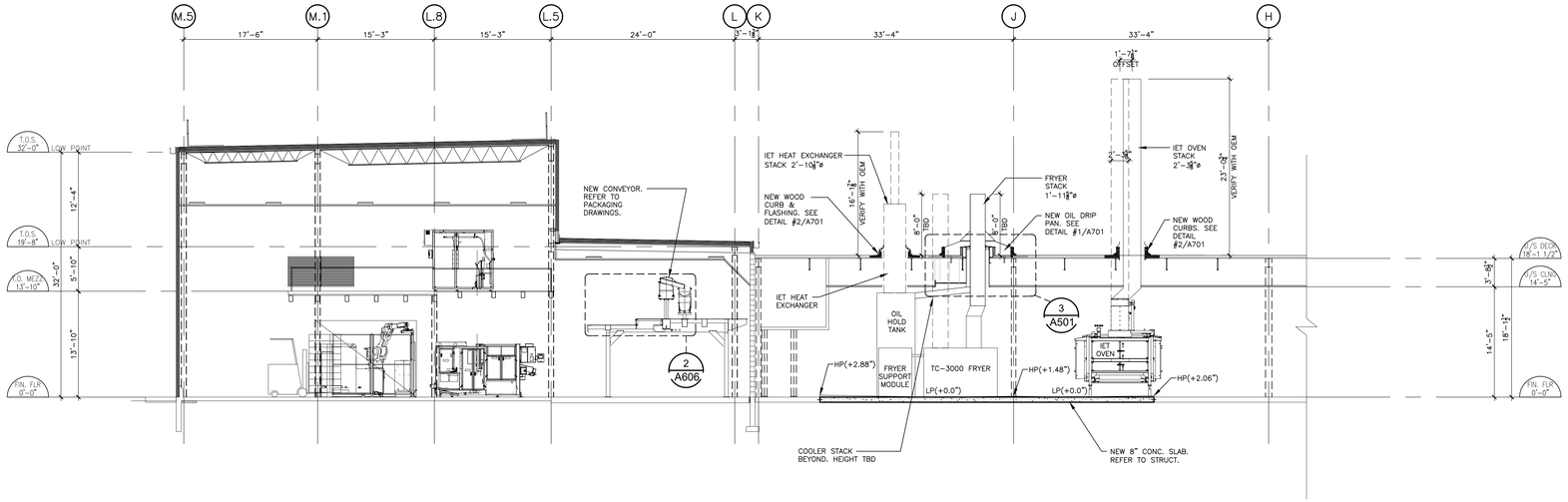

2 A501 NEW BUILDING SECTION
1/8"=1'-0"

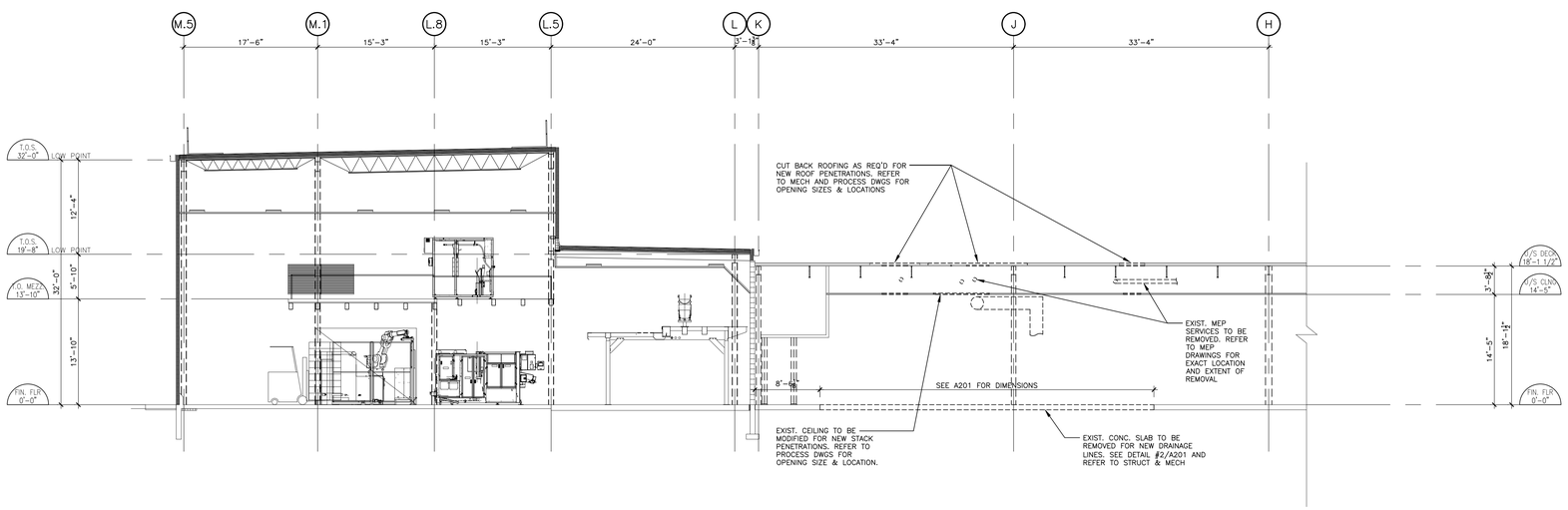

1 A501 DEMOLITION BUILDING SECTION
1/8"=1'-0"

NOTES

These drawings are the property of, and shall not be used or reproduced without the consent of Whitney-Bailey Associates Inc. The Contractor shall check and verify all dimensions and report all discrepancies to the Architect and/or Engineer.

TRUE NORTH

PROJECT NORTH

No.	Date	Issued	By:
A	2025-03-25	ISSUED FOR 60% REVIEW	WBA
B	2025-06-25	ISSUED FOR 90% REVIEW	WBA
C	2025-07-11	ISSUED FOR PERMIT	WBA
D	2025-07-18	ISSUED FOR TENDER	WBA

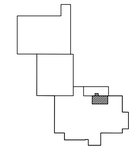

KEY PLAN

No.	Date	Revision	By.
5	2026-01-30	ISSUED FOR AS-BUILT	WBA
4	2025-11-03	ISSUED FOR CEILING MOD. CCN #006	WBA
3	2025-09-23	NO CHANGE UPDATED PER CLIENT REQ.	WBA
2	2025-09-23	NO CHANGE UPDATED PER CLIENT REQ.	WBA
1	2025-09-23	NO CHANGE UPDATED PER CLIENT REQ.	WBA
0	2025-08-28	ISSUED FOR CONSTRUCTION	WBA

Professional Seal

ONTARIO ASSOCIATION OF ARCHITECTS
27/09
ROY ALEXANDER BASSO
LICENCE
7937

Professional Seal

Consultant:

wba
ARCHITECTS AND ENGINEERS INC.
3-530 ROWNTREE DAIRY ROAD
VAUGHAN, ONTARIO, L4L 8H2
(905) 851-0616
INFO@WBAAE.COM

Client:

PEPSICO BEVERAGES CANADA

1001 BISHOP ST NORTH,
CAMBRIDGE, ON N3H 4V8

Project Title:

NEW TORTILLA CHIP LINE

Drawing Title:

DEMOLITION & NEW
BUILDING SECTION

CADD System: AUTOCAD 2021	Plot Scale: 1:1	Sheet Size: 30" x 42"
Drawn By: A.A.H.	Date: FEB. 2025	Drawing Scale: AS NOTED
Checked By: G.S.S	Date: FEB. 2025	Rev.: 5
Project No.: 2250203	Dwg No.: A501	

CADD File Name:

Plotted By:

Plot Date:

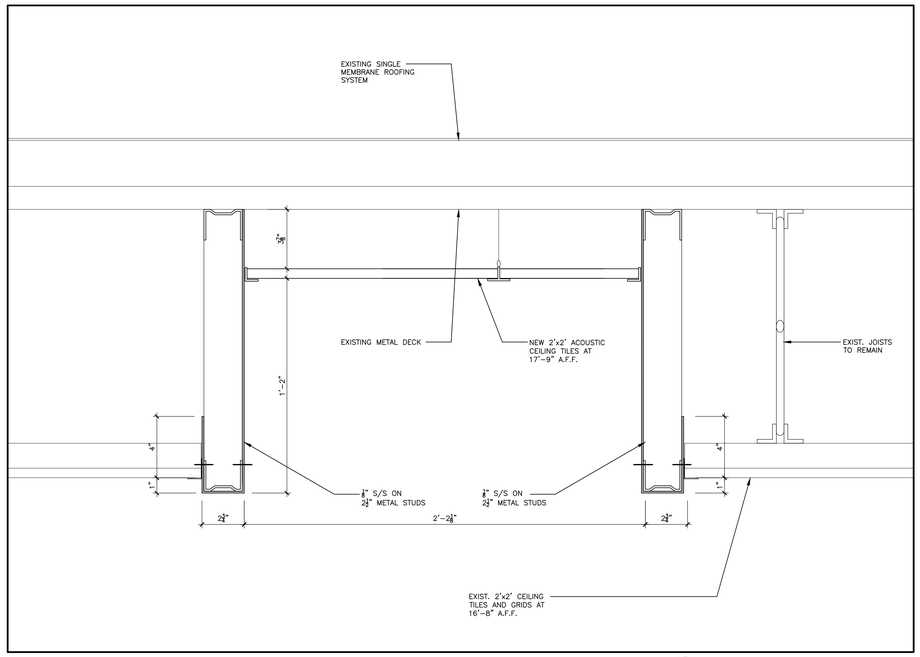

3 A502 DETAIL AT BULKHEAD
3"=1'-0"

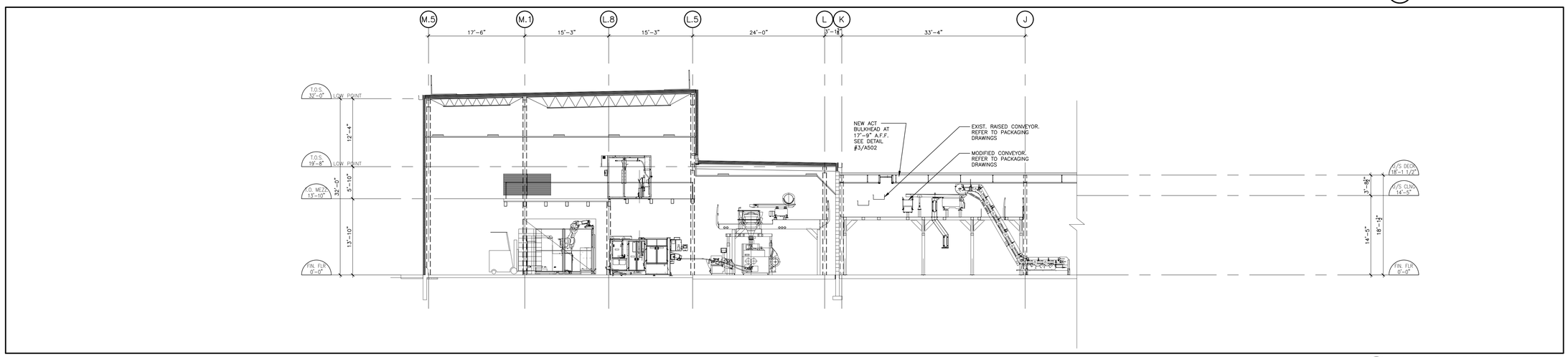

2 A502 NEW BUILDING SECTION
1/8"=1'-0"

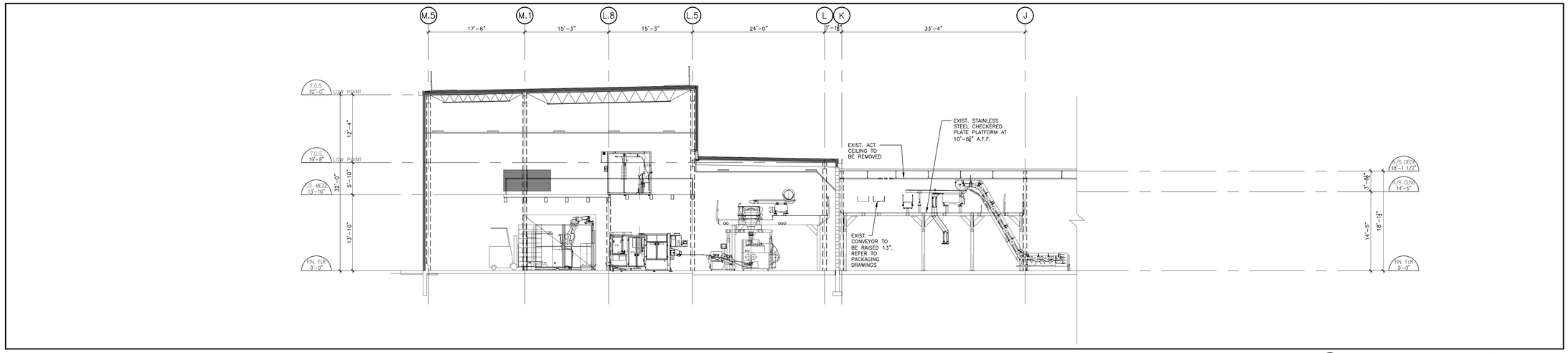

1 A502 DEMOLITION BUILDING SECTION
1/8"=1'-0"

NOTES

These drawings are the property of, and shall not be used or reproduced without the consent of Whitney-Bailey Associates Inc. The Contractor shall check and verify all dimensions and report all discrepancies to the Architect and/or Engineer.

TRUE NORTH

PROJECT NORTH

No.	Date	Issued	By:
A	2025-03-25	ISSUED FOR 60% REVIEW	WBA
B	2025-06-25	ISSUED FOR 90% REVIEW	WBA
C	2025-07-11	ISSUED FOR PERMIT	WBA
D	2025-07-18	ISSUED FOR TENDER	WBA

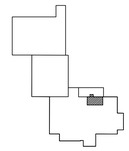

KEY PLAN

No.	Date	Revision	By:
4	2026-01-30	ISSUED FOR AS-BUILT	WBA
3	2025-09-23	UPDATED PER CLIENT REQUEST	WBA
2	2025-09-23	NO CHANGE UPDATED PER CLIENT REQ.	WBA
1	2025-09-23	NO CHANGE UPDATED PER CLIENT REQ.	WBA
0	2025-08-28	ISSUED FOR CONSTRUCTION	WBA

Professional Seal

ONTARIO ASSOCIATION OF ARCHITECTS
7/7/25
ROY ALEXANDER BASSO
LICENCE
7927

Professional Seal

Consultant:

wba
ARCHITECTS AND ENGINEERS INC.
3-530 ROWNTREE DAIRY ROAD
VAUGHAN, ONTARIO, L4L 8H2
(905) 851-0616
INFO@WBAAE.COM

Client:

PEPSICO FOODS

1001 BISHOP ST NORTH,
CAMBRIDGE, ON N3H 4V8

Project Title:

NEW TORTILLA CHIP LINE

Drawing Title:

DEMOLITION & NEW BUILDING SECTIONS

CADD System : AUTOCAD 2021	Plot Scale: 1:1	Sheet Size: 30" x 42"
Drawn By: A.A.H.	Date: FEB. 2025	Drawing Scale: AS NOTED
Checked By: G.S.S	Date: FEB. 2025	Rev.: 4
Project No.: 2250203	Dwg No.: A502	

CADD File Name:

Plotted By:

Plot Date:

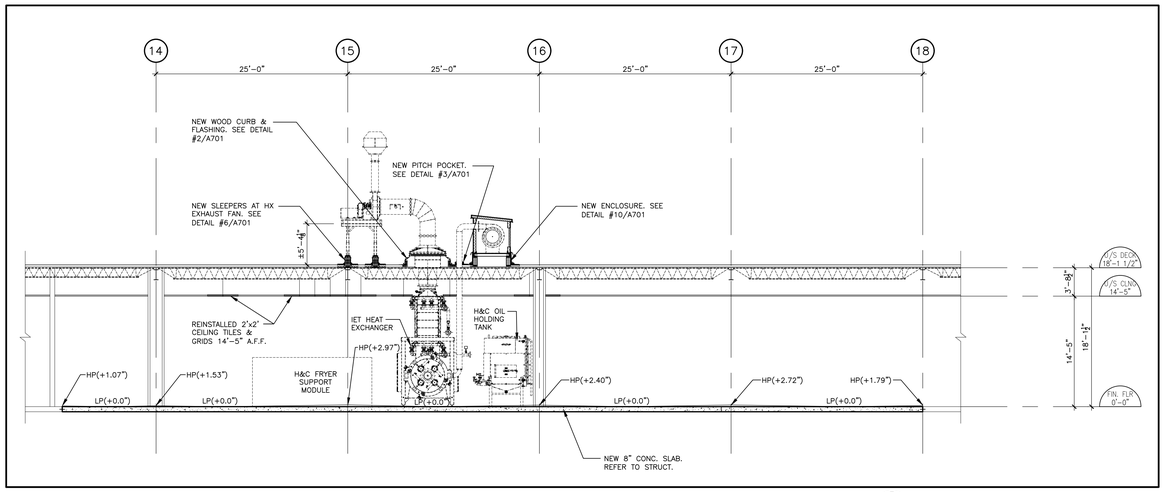

4 A503 NEW BUILDING SECTION
1/8"=1'-0"

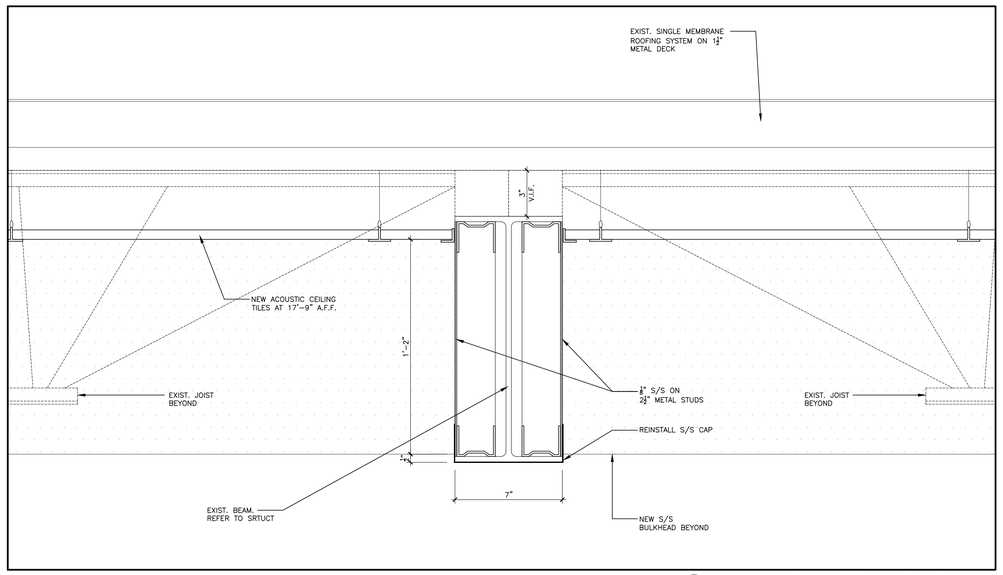

5 A503 BULKHEAD DETAIL AT BEAMS
3"=1'-0"

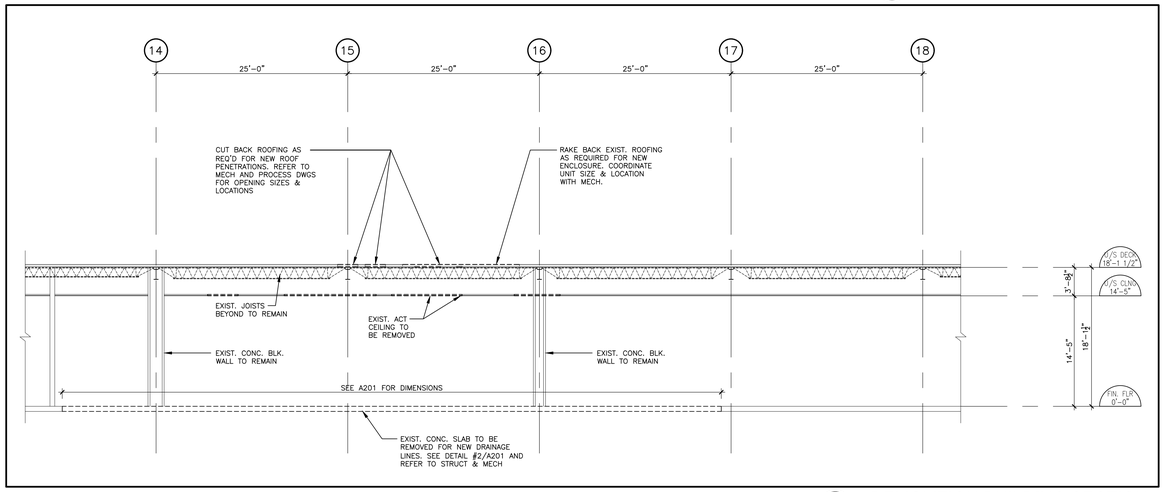

3 A503 DEMOLITION BUILDING SECTION
1/8"=1'-0"

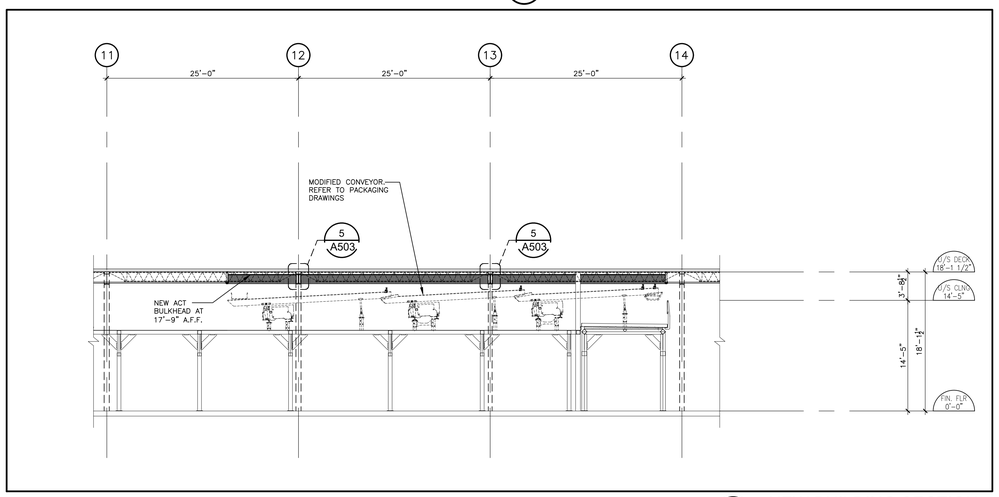

2 A503 NEW BUILDING SECTION
1/8"=1'-0"

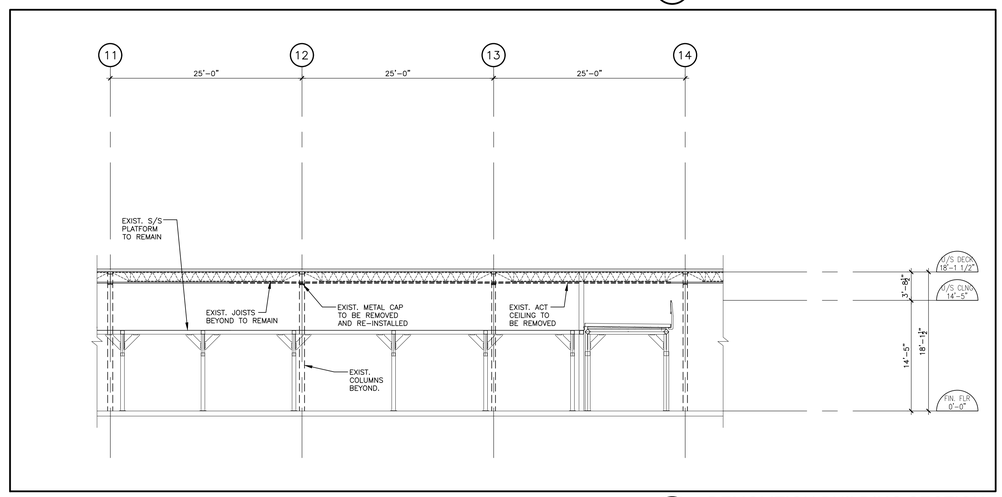

1 A503 DEMOLITION BUILDING SECTION
1/8"=1'-0"

NOTES

These drawings are the property of, and shall not be used or reproduced without the consent of Whitney-Bailey Associates Inc. The Contractor shall check and verify all dimensions and report all discrepancies to the Architect and/or Engineer.

TRUE NORTH

PROJECT NORTH

No.	Date	Issued	By:
A	2025-06-25	ISSUED FOR 90% REVIEW	WBA
B	2025-07-11	ISSUED FOR PERMIT	WBA
C	2025-07-18	ISSUED FOR TENDER	WBA
D	2025-07-25	ISSUED FOR TENDER ADDENDUM #01	WBA

KEY PLAN

No.	Date	Revision	By:
4	2026-01-30	ISSUED FOR AS-BUILT	WBA
3	2025-09-23	UPDATED PER CLIENT REQUEST	WBA
2	2025-09-23	NO CHANGE UPDATED PER CLIENT REQ.	WBA
1	2025-09-23	NO CHANGE UPDATED PER CLIENT REQ.	WBA
0	2025-08-28	ISSUED FOR CONSTRUCTION	WBA

Professional Seal

ONTARIO ASSOCIATION OF ARCHITECTS
7/7/25
S. ROY ALEXANDER BASSO
LICENCE
7937

Professional Seal

Consultant:

wba ARCHITECTS AND ENGINEERS INC.
3-555 ROYAL WINTERBEE DAIRY ROAD
VAUGHAN, ONTARIO, L4L 8H2
(905) 851-0016
INFO@WBAAE.COM

Client:

PEPSICO CANADA

1001 BISHOP ST NORTH,
CAMBRIDGE, ON N3H 4V8

Project Title:

NEW TORTILLA CHIP LINE

Drawing Title:

DEMOLITION & NEW BUILDING SECTIONS

CADD System : AUTOCAD 2021	Plot Scale: 1:1	Sheet Size: 30" x 42"
Drawn By: A.A.H.	Date: FEB. 2025	Drawing Scale: AS NOTED
Checked By: G.S.S	Date: FEB. 2025	Rev.: 4
Project No.: 2250203	Dwg No.: A503	

CADD File Name:

Plotted By:

Plot Date:

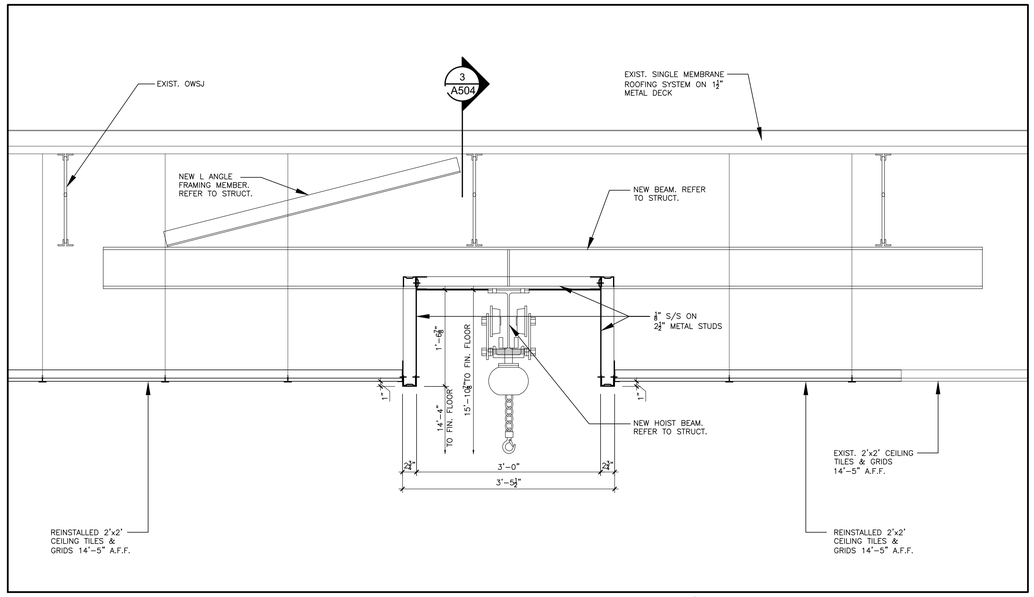

4 A504 SECTION DETAIL AT HOIST BEAM
1"=1'-0"

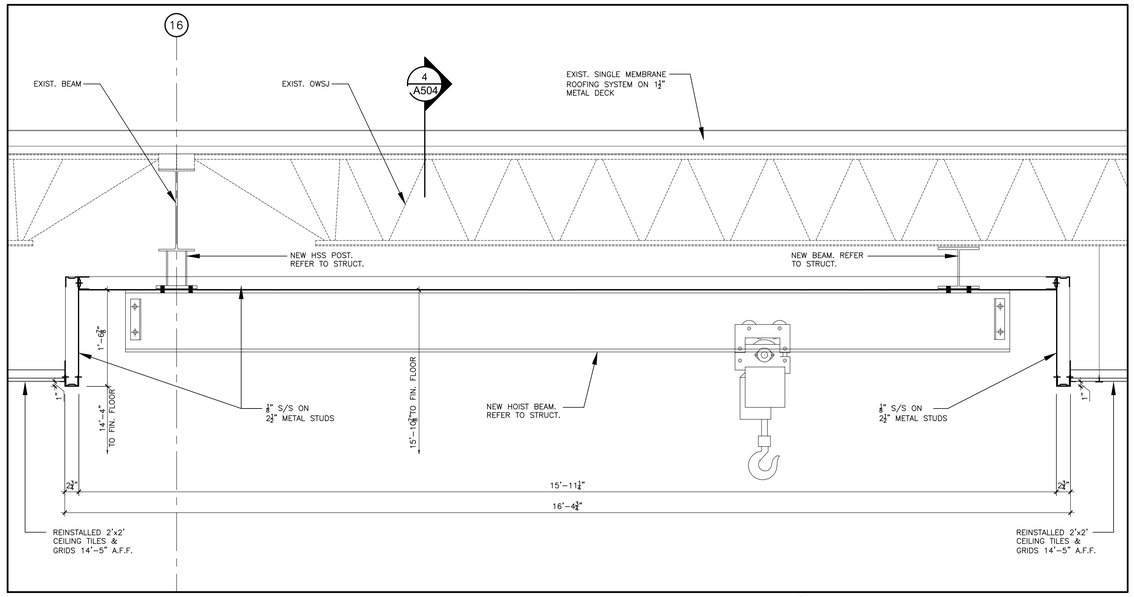

3 A504 SECTION DETAIL AT HOIST BEAM
1"=1'-0"

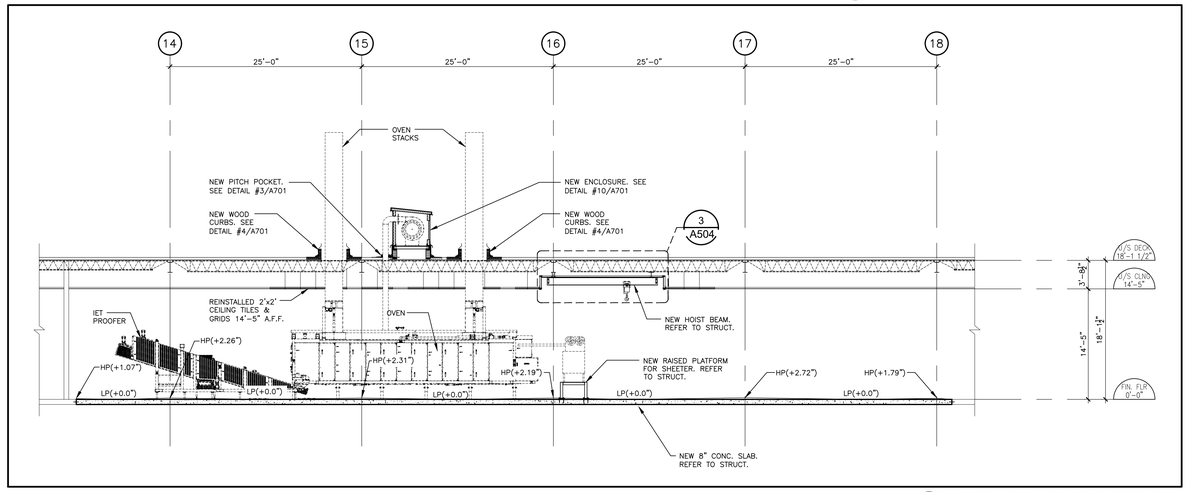

2 A504 NEW BUILDING SECTION
1/8"=1'-0"

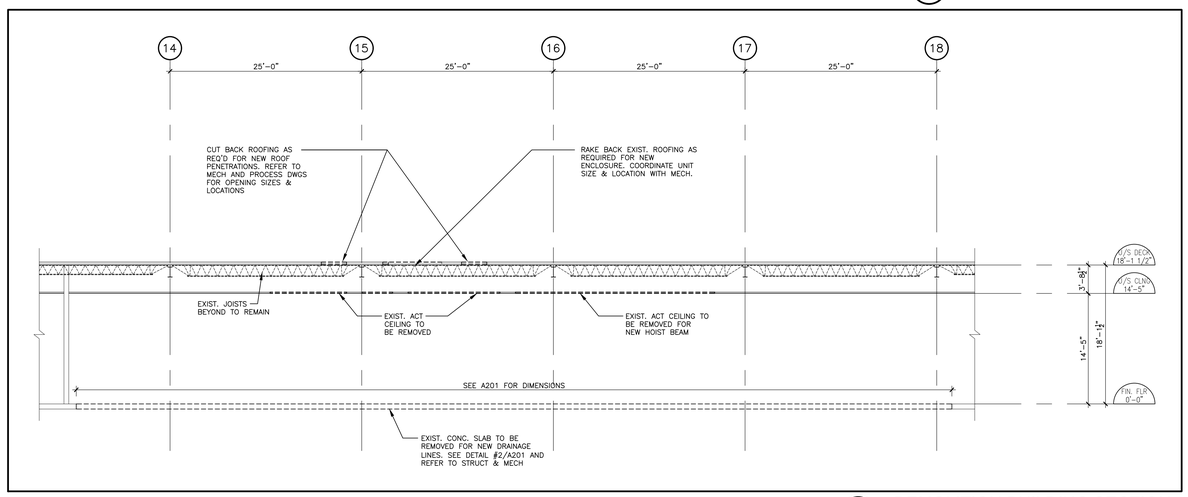

1 A504 DEMOLITION BUILDING SECTION
1/8"=1'-0"

NOTES

These drawings are the property of, and shall not be used or reproduced without the consent of Whitney-Bailey Associates Inc. The Contractor shall check and verify all dimensions and report all discrepancies to the Architect and/or Engineer.

TRUE NORTH

PROJECT NORTH

No.	Date	Issued	By:
A	2025-06-25	ISSUED FOR 90% REVIEW	WBA
B	2025-07-11	ISSUED FOR PERMIT	WBA
C	2025-07-18	ISSUED FOR TENDER	WBA
D	2025-07-25	ISSUED FOR TENDER ADDENDUM #01	WBA

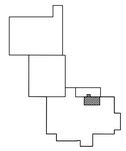

KEY PLAN

No.	Date	Revision	By.
4	2026-01-30	ISSUED FOR AS-BUILT	WBA
3	2025-09-23	UPDATED PER CLIENT REQUEST	WBA
2	2025-09-23	NO CHANGE UPDATED PER CLIENT REQ.	WBA
1	2025-09-23	NO CHANGE UPDATED PER CLIENT REQ.	WBA
0	2025-08-28	ISSUED FOR CONSTRUCTION	WBA

Professional Seal

ONTARIO ASSOCIATION OF ARCHITECTS
ROY ALEXANDER BASSO
LICENCE
7937

Professional Seal

Consultant:

wba
ARCHITECTS AND ENGINEERS INC.
3-530 ROWNTREE DAIRY ROAD
VAUGHAN, ONTARIO, L4L 8H2
(905) 851-0616
INFO@WBAAE.COM

Client:

PEPSICO
FRITO-LAY
QUAKER
TROPICANA
G

1001 BISHOP ST NORTH,
CAMBRIDGE, ON N3H 4V8

Project Title:
NEW TORTILLA CHIP LINE

Drawing Title:
DEMOLITION & NEW BUILDING SECTIONS

CADD System: AUTOCAD 2021	Plot Scale: 1:1	Sheet Size: 30" x 42"
Drawn By: A.A.H.	Date: FEB. 2025	Drawing Scale: AS NOTED
Checked By: G.S.S	Date: FEB. 2025	Rev.: 4
Project No.: 2250203	Dwg No.: A504	

CADD File Name:

Plotted By:

Plot Date:

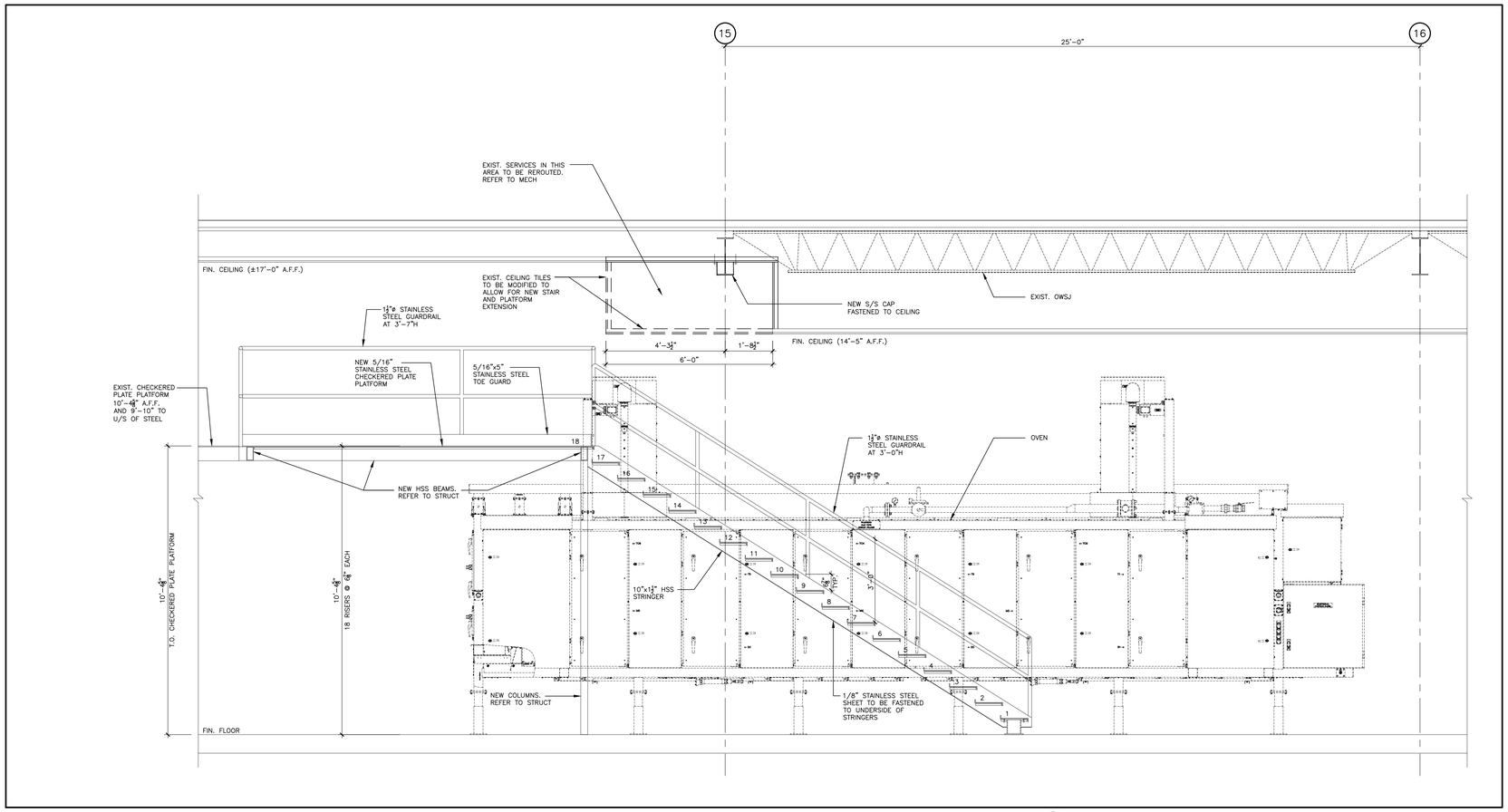

2 A601 SECTION - S/S STAIR AND PLATFORM MODIFICATION
1/2"=1'-0"

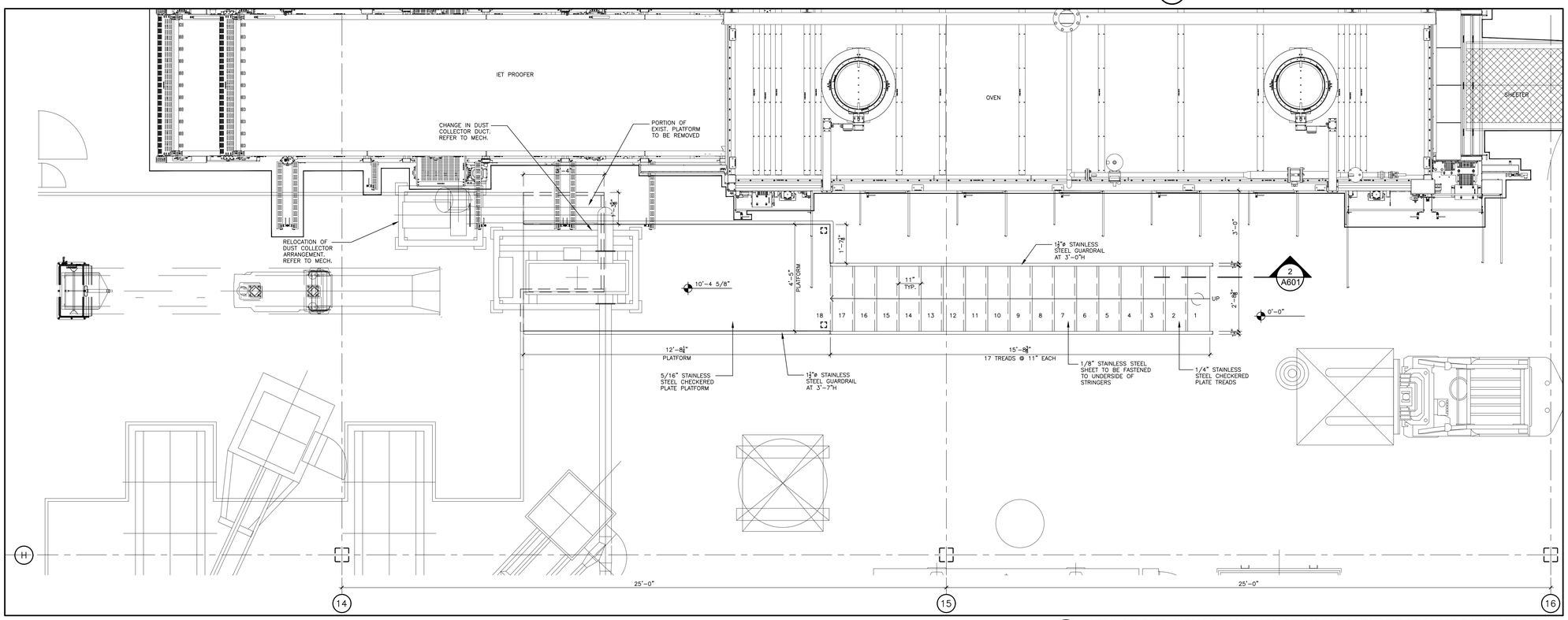

1 A601 ENLARGED NEW PLAN - S/S STAIR AND PLATFORM MODIFICATION
1/2"=1'-0"

NOTES

These drawings are the property of, and shall not be used or reproduced without the consent of Whitney-Bailey Associates Inc. The Contractor shall check and verify all dimensions and report all discrepancies to the Architect and/or Engineer.

TRUE NORTH | PROJECT NORTH

No.	Date	Issued	By:
A	2025-03-25	ISSUED FOR 60% REVIEW	WBA
B	2025-06-25	ISSUED FOR 90% REVIEW	WBA
C	2025-07-11	ISSUED FOR PERMIT	WBA
D	2025-07-18	ISSUED FOR TENDER	WBA
E	2025-07-25	ISSUED FOR TENDER ADDENDUM #01	WBA

No.	Date	Revision	By:
4	2026-01-30	ISSUED FOR AS-BUILT	WBA
3	2025-09-23	NO CHANGE UPDATED PER CLIENT REQ.	WBA
2	2025-09-23	NO CHANGE UPDATED PER CLIENT REQ.	WBA
1	2025-09-23	NO CHANGE UPDATED PER CLIENT REQ.	WBA
0	2025-08-28	ISSUED FOR CONSTRUCTION	WBA

Professional Seal

ONTARIO ASSOCIATION OF ARCHITECTS
R. ROY ALEXANDER BASSO
LICENCE 7937
7/7/25

Professional Seal

Consultant:
wba ARCHITECTS AND ENGINEERS INC.
3-530 ROWNTREE DAIRY ROAD
VAUGHAN, ONTARIO, L4L 8H2
(905) 851-0016
INFO@WBAAE.COM

Client:
PEPSICO CANADA
1001 BISHOP ST NORTH,
CAMBRIDGE, ON N3H 4V8

Project Title:
NEW TORTILLA CHIP LINE

Drawing Title:
S/S STAIR AND PLATFORM MODIFICATION

CADD System : AUTOCAD 2021	Plot Scale: 1:1	Sheet Size: 30" x 42"
Drawn By: A.A.H.	Date: FEB. 2025	Drawing Scale: AS NOTED
Checked By: G.S.S	Date: FEB. 2025	Rev.: 4
Project No.: 2250203	Dwg. No.: A601	

CADD File Name:
Plotted By:
Plot Date:



9 A602 EXIST. C.O.P. AREA

8 A602 EXIST. C.O.P. AREA

7 A602 EXIST. C.O.P. AREA

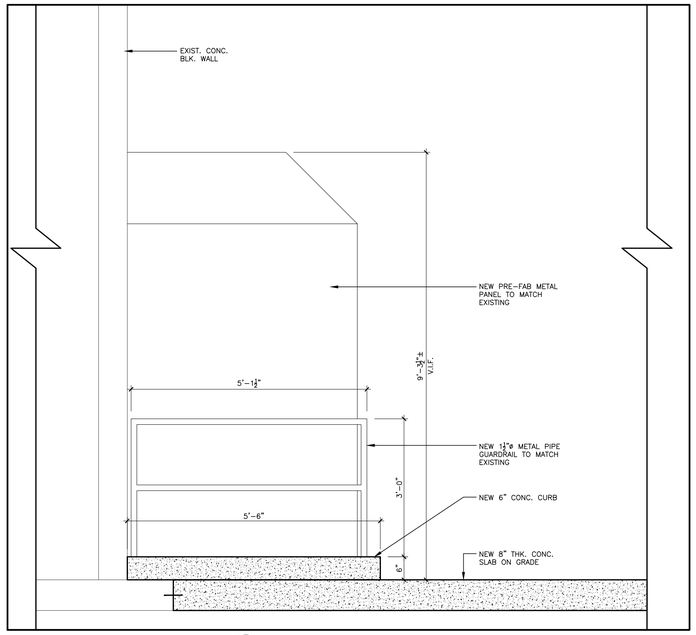

6 A602 C.O.P. AREA - DEMOLITION SOUTH ELEVATION
1"=1'-0"

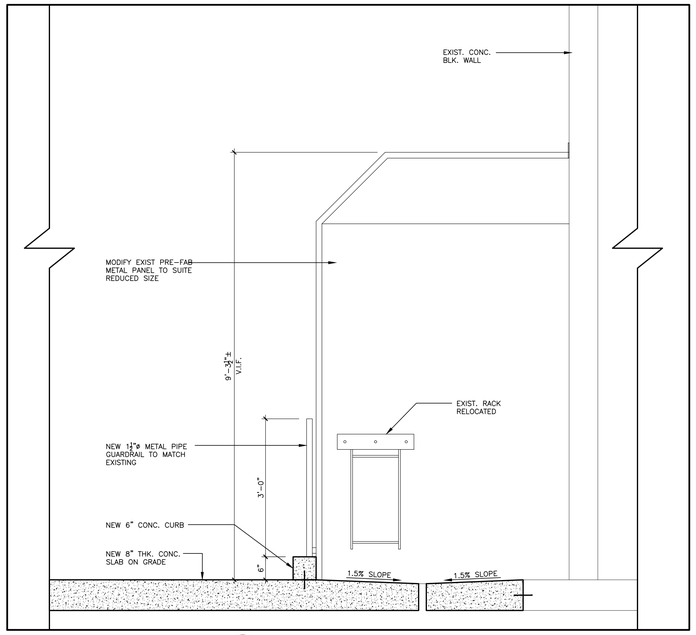

5 A602 C.O.P. AREA - DEMOLITION NORTH ELEVATION
1"=1'-0"

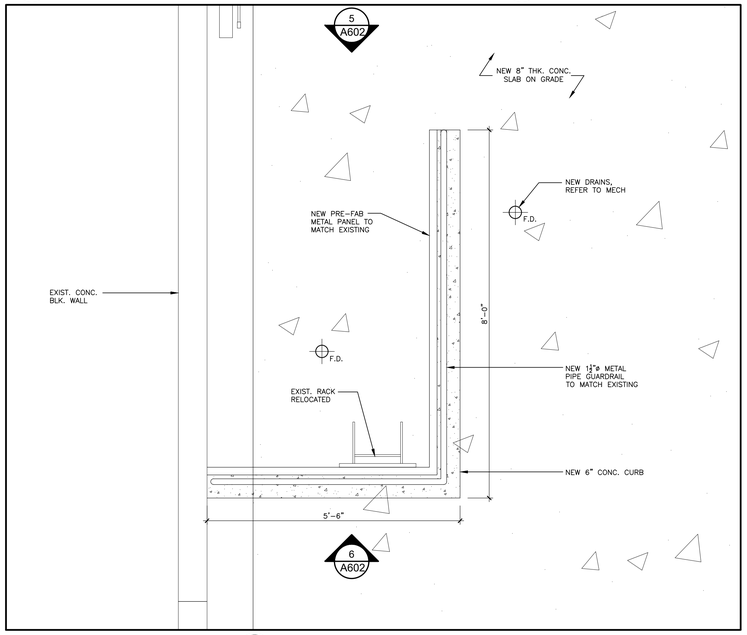

4 A602 ENLARGED NEW PLAN - C.O.P. AREA MODIFICATION
1"=1'-0"

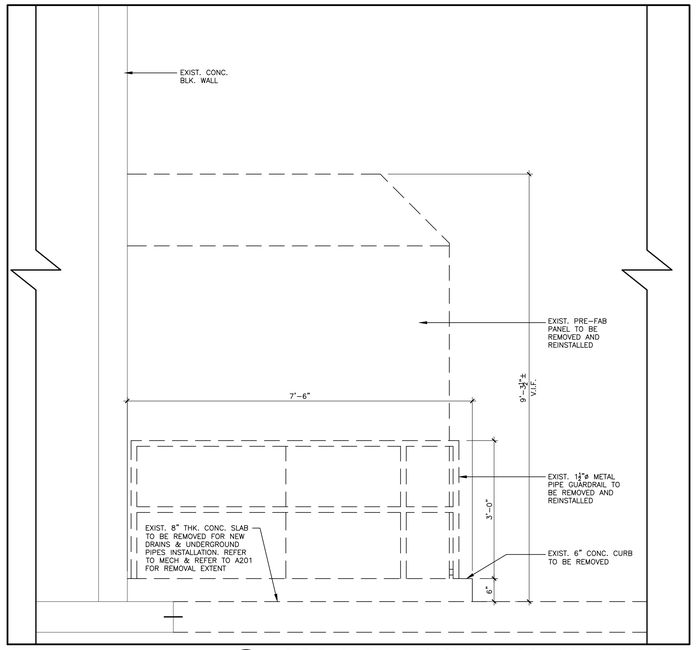

3 A602 C.O.P. AREA - DEMOLITION SOUTH ELEVATION
1"=1'-0"

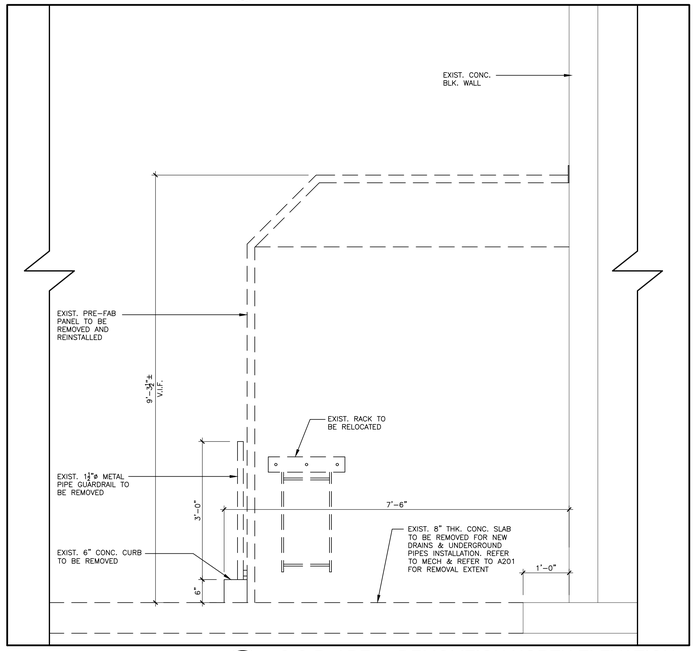

2 A602 C.O.P. AREA - DEMOLITION NORTH ELEVATION
1"=1'-0"

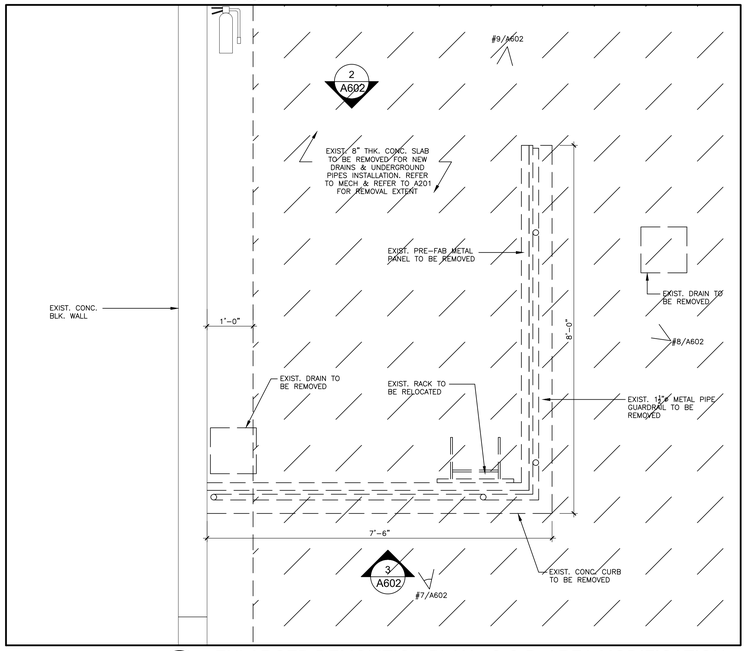

1 A602 ENLARGED DEMOLITION PLAN - C.O.P. AREA MODIFICATION
1"=1'-0"

NOTES

These drawings are the property of, and shall not be used or reproduced without the consent of Whitney-Bailey Associates Inc. The Contractor shall check and verify all dimensions and report all discrepancies to the Architect and/or Engineer.

TRUE NORTH | PROJECT NORTH

No.	Date	Issued	By:
A	2025-06-25	ISSUED FOR 90% REVIEW	WBA
B	2025-07-11	ISSUED FOR PERMIT	WBA
C	2025-07-18	ISSUED FOR TENDER	WBA

No.	Date	Revision	By:
4	2026-01-30	ISSUED FOR AS-BUILT	WBA
3	2025-09-23	NO CHANGE UPDATED PER CLIENT REQ.	WBA
2	2025-09-23	NO CHANGE UPDATED PER CLIENT REQ.	WBA
1	2025-09-23	NO CHANGE UPDATED PER CLIENT REQ.	WBA
0	2025-08-28	ISSUED FOR CONSTRUCTION	WBA

Professional Seal: ONTARIO ASSOCIATION OF ARCHITECTS — ROY ALEXANDER BASSO, LICENCE 7937

Professional Seal

Consultant: wba ARCHITECTS AND ENGINEERS INC.
3-330 ROWNTREE DAIRY ROAD
VAUGHAN, ONTARIO, L4L 8H2
(905) 851-0616
INFO@WBAAE.COM

Client: PEPSICO CANADA
1001 BISHOP ST NORTH,
CAMBRIDGE, ON N3H 4V8

Project Title: NEW TORTILLA CHIP LINE

Drawing Title: C.O.P. AREA MODIFICATION

CADD System: AUTOCAD 2021	Plot Scale: 1:1	Sheet Size: 30" x 42"
Drawn By: A.A.H.	Date: FEB. 2025	Drawing Scale: AS NOTED
Checked By: G.S.S	Date: FEB. 2025	Rev.: 4
Project No.: 2250203	Dwg No.: A602	

CADD File Name:
Plotted By:
Plot Date:

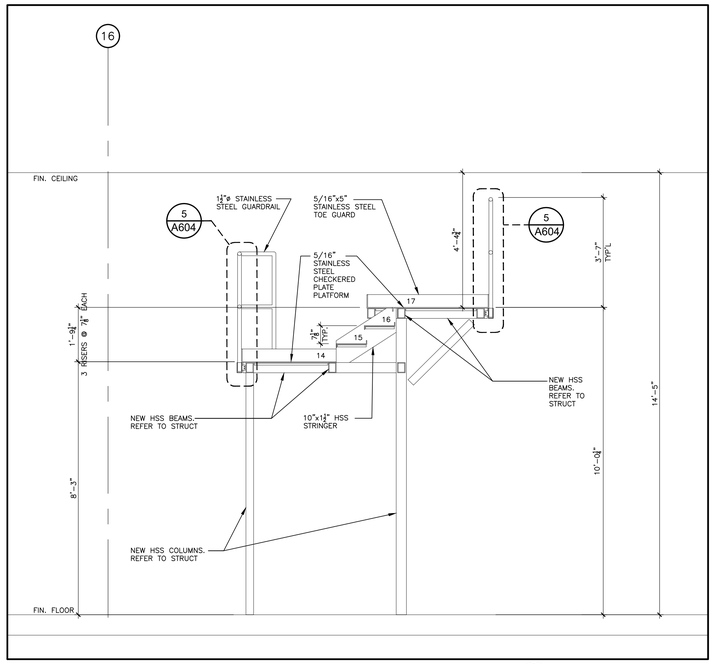

4 A604 STAIR SECTION
1/2"=1'-0"

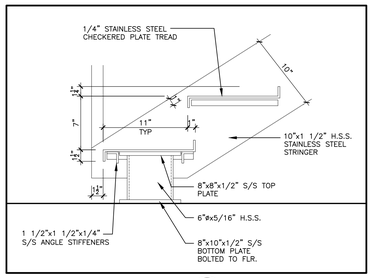

6 A604 STAIR DETAIL
1 1/2"=1'-0"

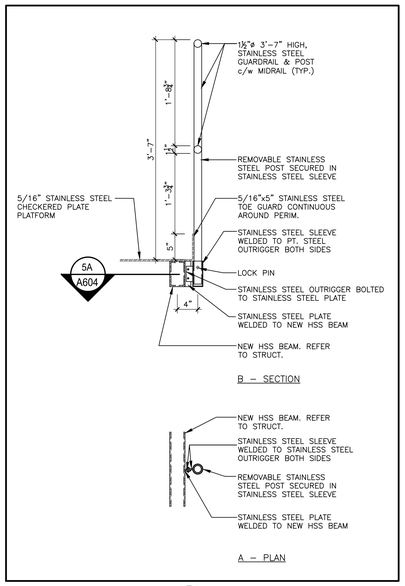

5 A604 GUARDRAIL DETAIL
1"=1'-0"

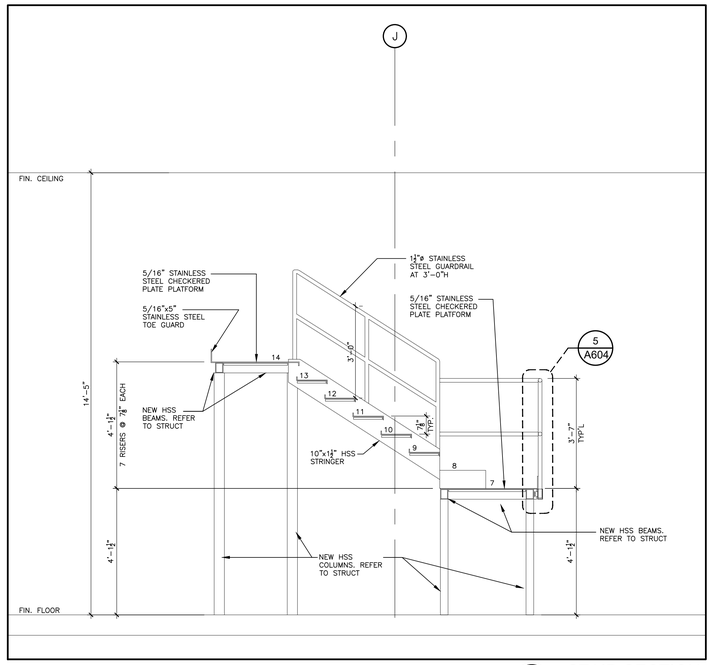

3 A604 STAIR SECTION
1/2"=1'-0"

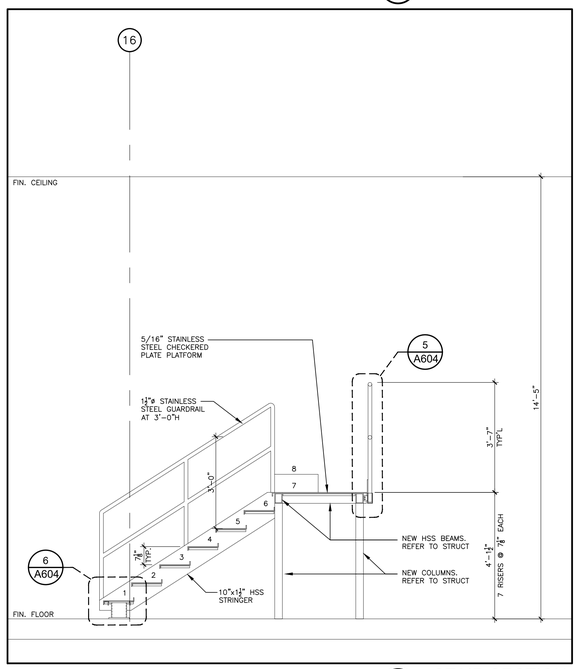

2 A604 STAIR SECTION
1/2"=1'-0"

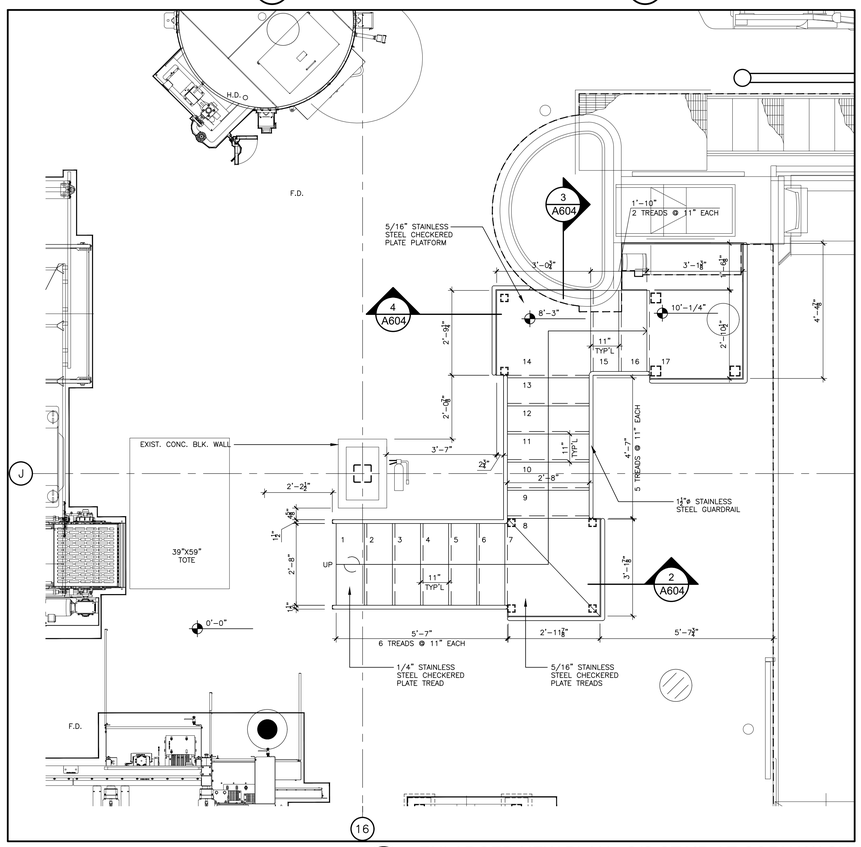

1 A604 ENLARGED NEW PLAN - S/S STAIR AT CORN WASH
1/2"=1'-0"

NOTES

These drawings are the property of, and shall not be used or reproduced without the consent of Whitney-Bailey Associates Inc. The Contractor shall check and verify all dimensions and report all discrepancies to the Architect and/or Engineer.

TRUE NORTH | PROJECT NORTH

No.	Date	Issued	By:
A	2025-03-25	ISSUED FOR 60% REVIEW	WBA
B	2025-06-25	ISSUED FOR 90% REVIEW	WBA
C	2025-07-11	ISSUED FOR PERMIT	WBA
D	2025-07-18	ISSUED FOR TENDER	WBA

No.	Date	Revision	By:
4	2026-01-30	ISSUED FOR AS-BUILT	WBA
3	2025-09-23	NO CHANGE UPDATED PER CLIENT REQ.	WBA
2	2025-09-23	NO CHANGE UPDATED PER CLIENT REQ.	WBA
1	2025-09-23	NO CHANGE UPDATED PER CLIENT REQ.	WBA
0	2025-08-28	ISSUED FOR CONSTRUCTION	WBA

Professional Seal

ONTARIO ASSOCIATION OF ARCHITECTS
7/7/25
S. ROY ALEXANDER BASSO
LICENCE
7937

Professional Seal

Consultant:

wba ARCHITECTS AND ENGINEERS INC.
3-530 ROWNTREE DAIRY ROAD
VAUGHAN, ONTARIO, L4L 8H2
(905) 851-0616
INFO@WBAAE.COM

Client:

PEPSICO BEVERAGES
1001 BISHOP ST NORTH,
CAMBRIDGE, ON N3H 4V8

Project Title:

NEW TORTILLA CHIP LINE

Drawing Title:

S/S STAIR AT CORN WASH

CADD System: AUTOCAD 2021	Plot Scale: 1:1	Sheet Size: 30" x 42"
Drawn By: A.A.H.	Date: FEB. 2025	Drawing Scale: AS NOTED
Checked By: G.S.S	Date: FEB. 2025	Rev.: 4
Project No.: 2250203	Dwg No.: A604	

CADD File Name:

Plotted By:

Plot Date:

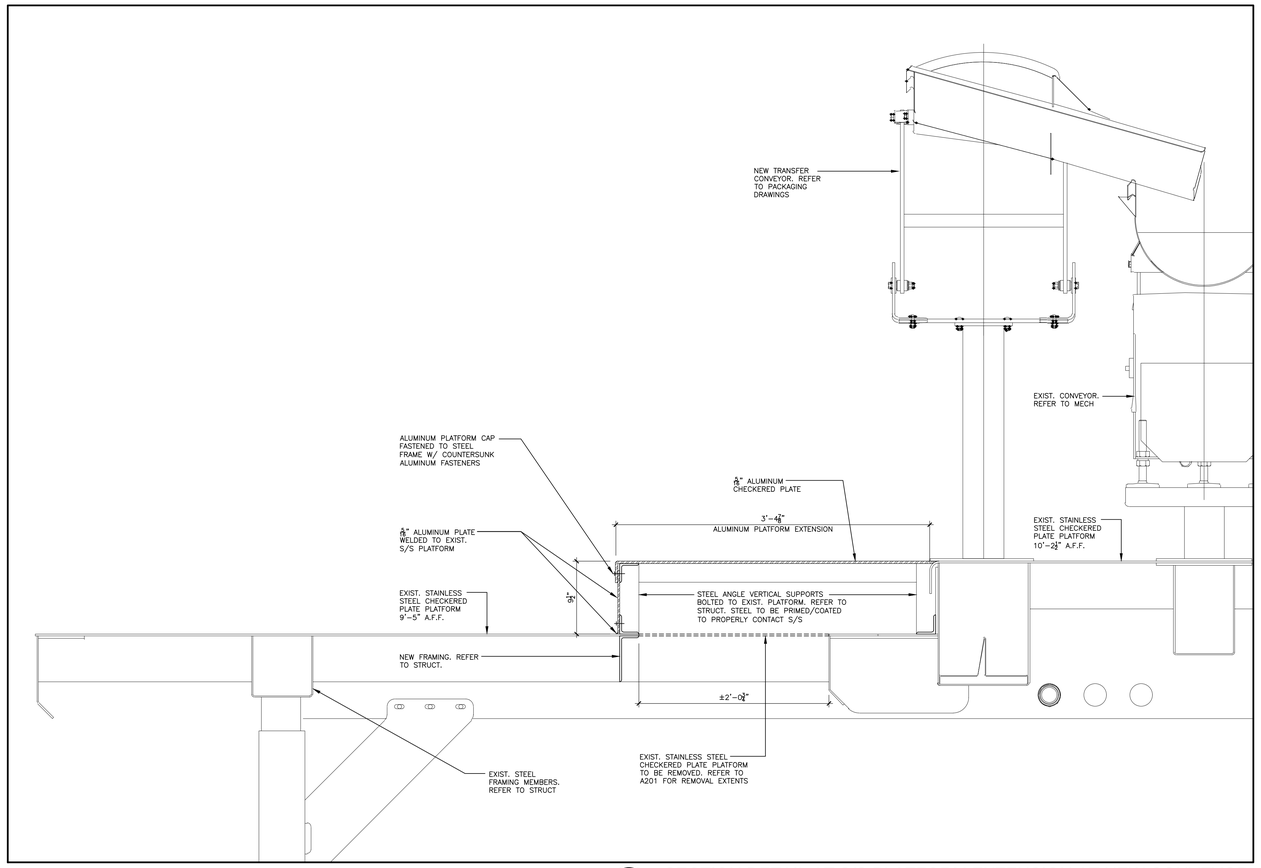

2 A606 SECTION DETAIL AT S/S PLATFORM EXTENSION AT NEW CONVEYOR
1/2"=1'-0"

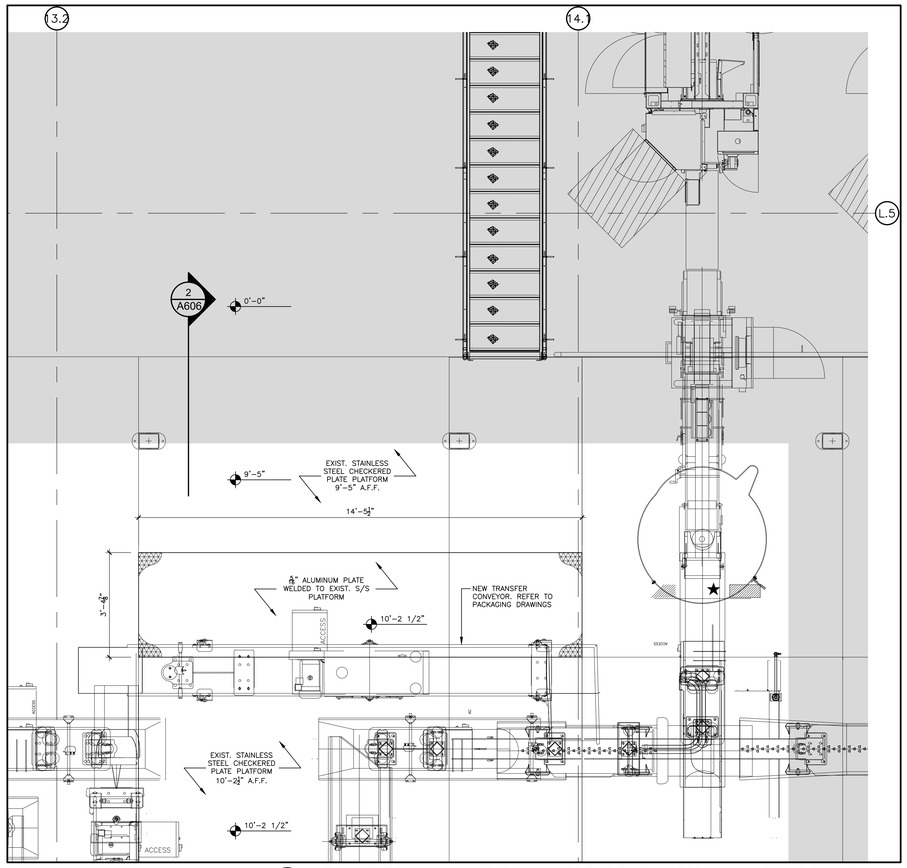

1 A606 ENLARGED PLAN - S/S PLATFORM EXTENSION AT NEW CONVEYOR
1/2"=1'-0"

NOTES

These drawings are the property of, and shall not be used or reproduced without the consent of Whitney-Bailey Associates Inc. The Contractor shall check and verify all dimensions and report all discrepancies to the Architect and/or Engineer.

TRUE NORTH

PROJECT NORTH

No.	Date	Issued	By:
A	2025-06-25	ISSUED FOR 90% REVIEW	WBA
B	2025-07-11	ISSUED FOR PERMIT	WBA
C	2025-07-18	ISSUED FOR TENDER	WBA

No.	Date	Revision	By:
4	2026-01-30	ISSUED FOR AS-BUILT	WBA
3	2025-09-23	UPDATED PER CLIENT REQUEST	WBA
2	2025-09-23	NO CHANGE UPDATED PER CLIENT REQ.	WBA
1	2025-09-23	NO CHANGE UPDATED PER CLIENT REQ.	WBA
0	2025-08-28	ISSUED FOR CONSTRUCTION	WBA

Professional Seal

ONTARIO ASSOCIATION OF ARCHITECTS
7/7/25
S. ROY ALEXANDER BASSO
LICENCE
7937

Professional Seal

Consultant:
wba
ARCHITECTS AND ENGINEERS INC.
3-530 ROWNTREE DAIRY ROAD
VAUGHAN, ONTARIO, L4L 8H2
(905) 851-0616
INFO@WBAAE.COM

Client:
PEPSICO CANADA
1001 BISHOP ST NORTH,
CAMBRIDGE, ON N3H 4V8

Project Title:
NEW TORTILLA CHIP LINE

Drawing Title:
PLATFORM EXTENSION AT NEW CONVEYOR

CADD System : AUTOCAD 2021	Plot Scale: 1:1	Sheet Size: 30" x 42"
Drawn By: A.A.H.	Date: FEB. 2025	Drawing Scale: AS NOTED
Checked By: G.S.S	Date: FEB. 2025	Rev.: 4
Project No.: 2250203	Dwg. No.: A606	

CAD File Name:

Plotted By:

Plot Date:

ROOM SCHEDULE

ROOM NO.	ROOM NAME	FLOOR MATERIAL	BASE MATERIAL	BASE 1½" EPOXY COVE 1" RADIUS	NORTH WALL MATERIAL	NORTH WALL FINISH	NORTH WALL FIRE RATING	EAST WALL MATERIAL	EAST WALL FINISH	EAST WALL FIRE RATING	SOUTH WALL MATERIAL	SOUTH WALL FINISH	SOUTH WALL FIRE RATING	WEST WALL MATERIAL	WEST WALL FINISH	WEST WALL FIRE RATING	WALL TO WALL COVE 1" RADIUS PLASTER	WALL TO WALL ¾" LATEX COVE	WALL TO WALL 1½" VINYL COVE	CEILING MATERIAL	CEILING FINISH	CEILING FIRE RATING	CEILING HEIGHT	WALL TO CEILING ¾" LATEX COVE	WALL TO CEILING 1½" VINYL COVE	COMMENTS
	MAIN FLOOR LEVEL																									
101	DIP LINE	CONC	A1 / A2	YES	EXIST	-	-	EXIST	-	-	EXIST	-	-	EXIST	-	-	-	-	-	EXIST/PATCH	EXIST	-	14'-5"	-	-	-

6 A701 ROOM SCHEDULE N/A

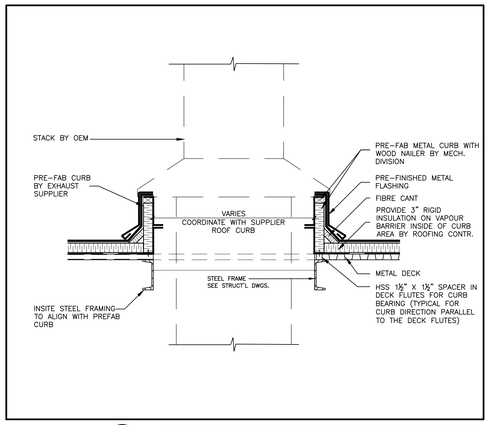

11 A701 OVEN STACK AND HEAT EXCHANGER PRE-FAB CURB DETAIL 3/4"=1'-0"

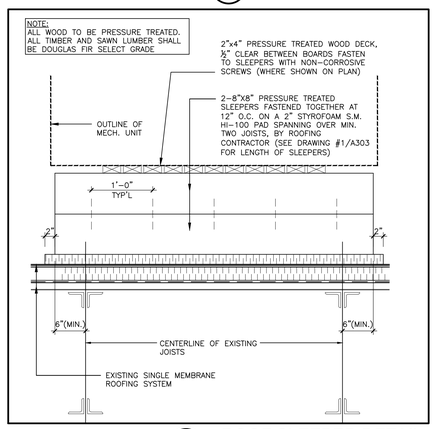

9 A701 ROOF SLEEPER DETAIL 1"=1'-0"

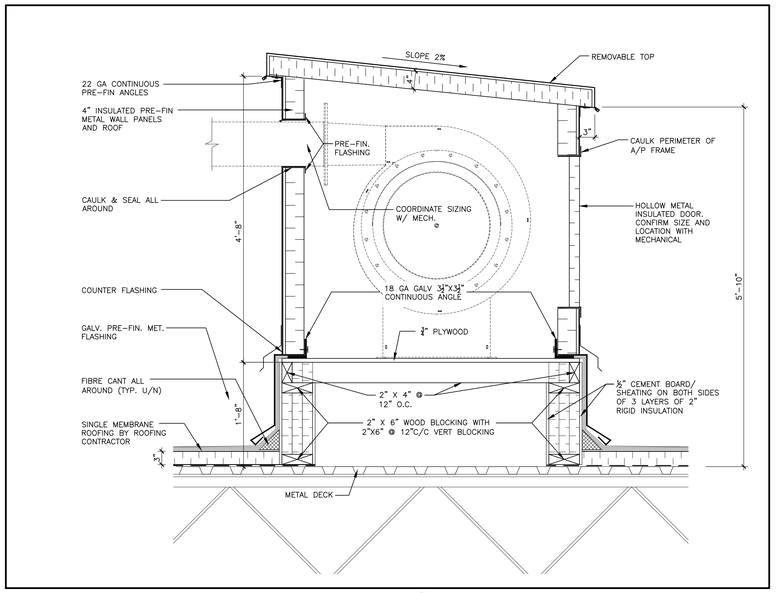

10 A701 EXHAUST FAN ENCLOSURE DETAIL 1"=1'-0"

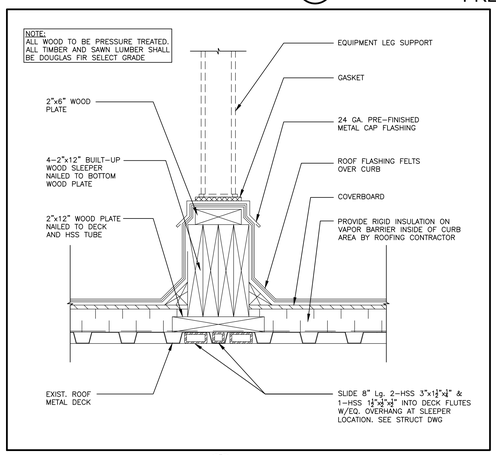

6 A701 ROOF SLEEPER DETAIL AT HX EXHAUST FAN 1 1/2"=1'-0"

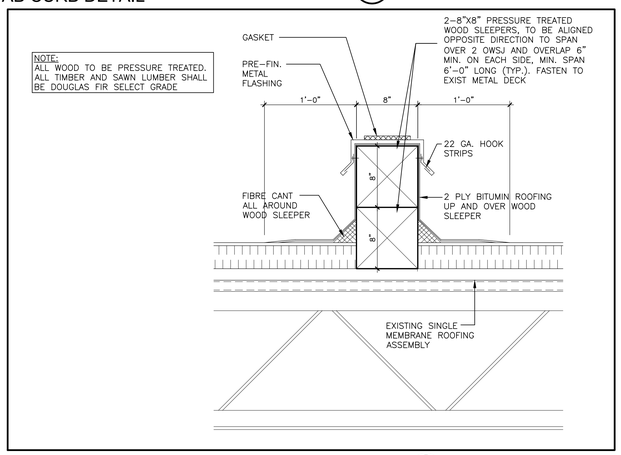

5 A701 SLEEPER DETAIL 1 1/2"=1'-0"

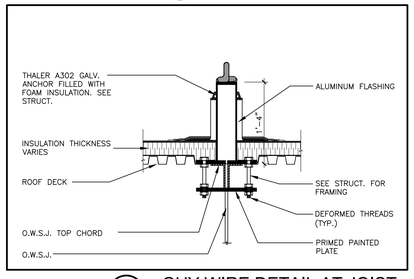

8 A701 GUY WIRE DETAIL AT JOIST 1"=1'-0"

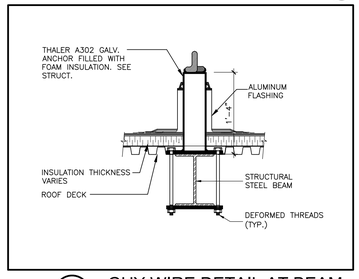

7 A701 GUY WIRE DETAIL AT BEAM 1"=1'-0"

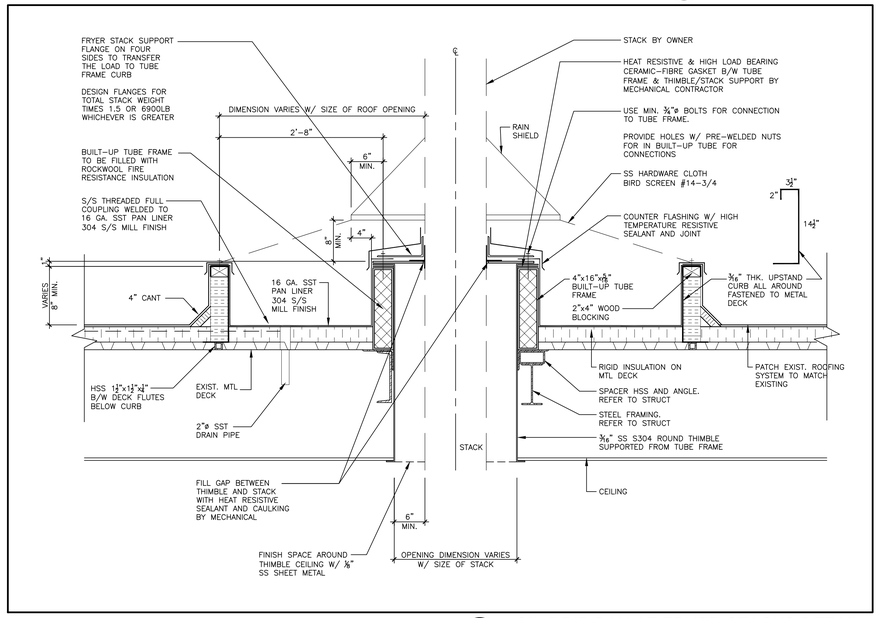

1 A701 OIL DRIP PAN AT FRYER STACKS DETAIL 1"=1'-0"

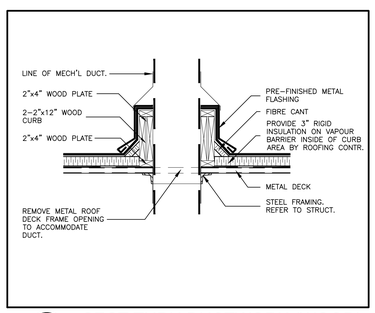

4 A701 SECT THRU DUCTWORK (WOOD) 3/4"=1'-0"

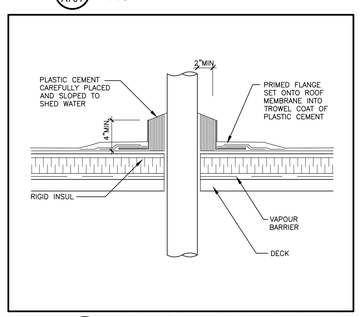

3 A701 SECTION - PITCH POCKET 1 1/2"=1'-0"

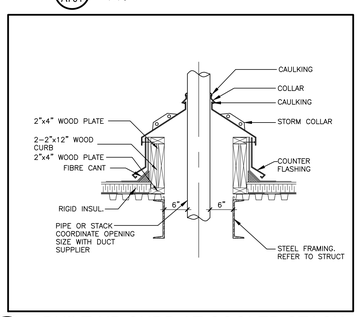

2 A701 BUILT-UP CURB AT COOLER STACK-UNINSULATED HEATED PIPE 3/4"=1'-0"

NOTES

These drawings are the property of, and shall not be used or reproduced without the consent of Whitney-Bailey Associates Inc. The Contractor shall check and verify all dimensions and report all discrepancies to the Architect and/or Engineer.

TRUE NORTH | PROJECT NORTH

No.	Date	Issued	By:
A	2025-03-25	ISSUED FOR 60% REVIEW	WBA
B	2025-06-25	ISSUED FOR 90% REVIEW	WBA
C	2025-07-11	ISSUED FOR PERMIT	WBA
D	2025-07-18	ISSUED FOR TENDER	WBA
E	2025-07-25	ISSUED FOR TENDER ADDENDUM #01	WBA

KEY PLAN

ABBREVIATIONS:

ACST.	– ACOUSTIC
A.F.S.	– ASHFORD FORMULA SEALER
ALUM.	– ALUMINUM
ANOD.	– ANODIZED
BLK.	– BLOCK
BLDG.	– BUILDING
CARP.	– CARPET
CARP.T.	– CARPET TILE
CLG.	– CEILING
CEM. BRD	– CEMENT BOARD
CER/T	– CERAMIC TILE
CLR.	– CLEAR
COL.	– COLUMN
CONC.	– CONCRETE
CONC. BLK	– CONCRETE BLOCK
FIN.	– FINISH
FLR.	– FLOOR
GALV.	– GALVANIZED
GL.	– GLASS
GYP.	– GYPSUM
GYP.	– GYPSUM
G.W.B.	– GYPSUM WALL BOARD (MOULD TOUGH)
HOL.	– HOLLOW
H.M.	– HOLLOW METAL
INSUL.	– INSULATION
LAV.	– LAVATORY
LAP	– LAY IN ACOUSTIC PANELS
MET.	– METAL
MAT'L.	– MATERIALS
NIC	– NOT IN CONTRACT
NTS	– NOT TO SCALE
OPNG.	– OPENING
PLST	– PLASTER STEEL TROWEL SMOOTH FINISH
PT.	– EPOXY PAINT
PT'N.	– PARTITION
PREFAB.	– PREFABRICATED
PT'D. GYP. BRD.	– PAINTED GYPSUM BOARD
QT.	– QUARRY TILE
RLG.	– RAILING
RUB.	– RUBBER
RSF	– RUBBER SHEET FRAMING
SCRN.	– SCREEN
ST. STL.	– STAINLESS STEEL
SWC	– SOLID WOOD CORE
ST/VR	– STAIN/VARNISH
WD.	– WOOD
W.C.	– WALL COVERING
V. WB.	– VINYL WALLBOARD

FINISHES TYPE:

FLOORING AND BASE

A1 – CORNERSTONE "CS-A1" CS5000 SB SLURRY POLYURETHANE SLICIA-FREE PHTHALATE-FREE ANTIMICROBIAL FLOORING SYSTEM WITH TOPCOAT. FLOOR COATING TO GO OVER CONTAINMENT CURBS. PROVIDE COVED BASE AT ALL HORIZONTAL TO VERTICAL SURFACES.

A2 – CORNERSTONE "CS-A2" CS5000 SF CHEMICAL/HEAT RESISTANT SLURRY POLYURETHANE SLICIA-FREE PHTHALATE-FREE ANTIMICROBIAL FLOORING SYSTEM WITH TOPCOAT. EXTEND 3'-0" BEYOND EQUIPMENT FOOTPRINT UNLESS NOTED OTHERWISE.

No.	Date	Revision	By:
5	2026-01-30	ISSUED FOR AS-BUILT	WBA
4	2025-10-21	ISSUED FOR CONØ4	WBA
3	2025-09-23	NO CHANGE UPDATED PER CLIENT REQ.	WBA
2	2025-09-23	NO CHANGE UPDATED PER CLIENT REQ.	WBA
1	2025-09-23	NO CHANGE UPDATED PER CLIENT REQ.	WBA
0	2025-08-28	ISSUED FOR CONSTRUCTION	WBA

Professional Seal: ONTARIO ASSOCIATION OF ARCHITECTS 7/1/25 R. ROY ALEXANDER BASSO LICENCE 7937

Professional Seal

Consultant: wba ARCHITECTS AND ENGINEERS INC. 3-530 ROWNTREE DAIRY ROAD VAUGHAN, ONTARIO, L4L 8H2 (905) 851-0015 INFO@WBAAE.COM

Client: PEPSICO

1001 BISHOP ST NORTH, CAMBRIDGE, ON N3H 4V8

Project Title: NEW TORTILLA CHIP LINE

Drawing Title: ROOM SCHEDULE & ROOF DETAILS

CADD System: AUTOCAD 2021	Plot Scale: 1:1	Sheet Size: 30" x 42"
Drawn By: A.A.H.	Date: FEB. 2025	Drawing Scale: AS NOTED
Checked By: G.S.S	Date: FEB. 2025	Rev.: 5
Project No.: 2250203	Dwg. No.: A701	

CADD File Name:

Plotted By:

Plot Date: