THERMO FISHER MISSISSAUGA
NEW LABORATORY AND GMP LOCKERS EXPANSION

2100 SYNTEX COURT
MISSISSAUGA, ONTARIO

ARCHITECTURAL

A000	COVER PAGE - DRAWING LIST
A001	SITE PLAN & BUILDING DATA MATRIX
A002a	ENLARGED DEMOLITION SITE PLAN (LAB)
A002b	ENLARGED DEMOLITION SITE PLAN (LOCKERS)
A003a	ENLARGED NEW SITE PLAN (LAB)
A003b	ENLARGED NEW SITE PLAN (LOCKERS)
L011a	NEW GROUND FLOOR & SECOND FLOOR LIFE SAFETY PLAN LAB EXP
L011b	NEW GROUND FLOOR LIFE SAFETY PLANS LOCKERS EXP
L012b	NEW SECOND FLOOR LIFE SAFETY NEW PLANS LOCKERS EXP
A111	NEW REFERENCE GROUND FLOOR PLAN (LAB AND LOCKERS)
A112	NEW REFERENCE SECOND FLOOR PLAN (LAB AND LOCKERS)
A113	NEW REFERENCE ROOF FLOOR PLAN (LAB AND LOCKERS)
A114	NEW REFERENCE UPPER ROOF PLAN (LAB AND LOCKERS)
A304	NEW UPPER ROOF FLOOR PLAN/ MECH PENTHOUSE ROOF
A621a	SECTION DETAILS (LAB AND LOCKERS)
A703	MISCELLANEOUS DETAILS
A705	ROOF DETAILS
A901	DOOR SCHEDULE & DETAILS (LOCKERS)
A902	WINDOW TYPES AND DETAILS (LAB AND LOCKERS)
A903	ROOM SCHEDULE & DETAILS (LOCKERS)

STRUCTURAL

S100	GENERAL NOTES
S101	TYPICAL DETAILS
S100A	FOUNDATION PLAN LABORATORY BUILDING
S100B	FOUNDATION PLAN LOCKERS BUILDING
S101A	SLAB ON GRADE PLAN LABORATORY BUILDING
S101B	SLAB ON GRADE PLAN LOCKERS BUILDING
S102A	SECOND LEVEL FRAMING PLAN LABORATORY BUILDING
S102B	SECOND LEVEL FRAMING PLAN LOCKER BUILDING
S103A	ROOF FRAMING PLAN LABORATORY BUILDING
S103B	ROOF FRAMING PLAN LOCKER BUILDING
S201B	SLAB ON GRADE LINTEL PLAN LOCKERS BUILDING
S203A	PENTHOUSE FLOOR CONCRETE PADS
S301A	FRAMING ELEVATIONS LABORATORY BUILDING
S301B	FRAMING ELEVATIONS LOCKER BUILDING
S302B	FRAMING ELEVATIONS LOCKER BUILDING
S303B	FRAMING ELEVATIONS LOCKER BUILDING
S401B	CONCRETE ELEVATIONS LOCKER BUILDING
S501A	STAIR LABS BUILDING
S501B	STAIR LOCKER BUILDING
S502A	ELEVATOR LABS BUILDING
S600A	FOUNDATION SECTIONS LABS BUILDING
S600B	FOUNDATION SECTIONS LOCKERS BUILDING
S602A	SECOND FLOOR FRAMING SECTIONS LABS BUILDING
S602B	SECOND FLOOR FRAMING SECTIONS LOCKERS BUILDING
S603A	ROOF FRAMING SECTIONS LABS BUILDING
S603B	ROOF FRAMING SECTIONS LOCKERS BUILDING

NEW LABORATORY EXPANSION (A)

A201a	DEMOLITION GROUND FLOOR PLAN (LAB)
A202a	DEMOLITION SECOND FLOOR PLAN (LAB)
A203a	DEMOLITION ROOF PLAN (LAB)
A212a	DEMOLITION SECOND FLOOR REFLECTED CEILING PLAN (LAB)
A301a	NEW GROUND FLOOR PLAN (LAB)
A302a	NEW SECOND FLOOR PLAN (LAB)
A303a	NEW ROOF FLOOR PLAN (LAB)
A303a1	NEW ROOF FLOOR PLAN/ MECHANICAL PENTOUSE (LAB)
A311a	NEW GROUND FLOOR REFLECTED CEILING PLAN (LAB)
A312a	NEW SECOND FLOOR REFLECTED CEILING PLAN (LAB)
A401a	DEMOLITION AND NEW ELEVATIONS (LAB)
A402a	DEMOLITION AND NEW LAB BUILDING ELEVATIONS
A501a	DEMOLITION AND NEW PARTIAL BUILDING SECTIONS (LAB)
A502a	DEMOLITION AND NEW PARTIAL BUILDING SECTIONS (LAB)
A511a	NEW WALL SECTIONS (LAB)
A601a	STAIR A DETAILS (LAB)
A602a	ELEVATOR DETAILS
A611a	PLAN DETAILS
A701a	LAB PLAN & ELEVATIONS
A702a	LAB DETAILS

NEW GMP LOCKERS EXPANSION (B)

A201b	DEMOLITION GROUND FLOOR PLAN (LOCKERS)
A202b	DEMOLITION SECOND FLOOR PLAN (LOCKERS)
A203b	DEMOLITION ROOF PLAN (LOCKERS)
A211b	DEMOLITION SECOND FLOOR REFLECTED CEILING PLAN (LOCKERS)
A301b	NEW GROUND FLOOR PLAN (LOCKERS)
A302b	NEW SECOND FLOOR PLAN (LOCKERS)
A303b	NEW ROOF FLOOR PLAN (LOCKERS)
A311b	NEW GROUND FLOOR REFLECTED CEILING PLAN (LOCKERS)
A312b	NEW SECOND FLOOR REFLECTED CEILING PLAN (LOCKERS)
A401b	DEMOLITION AND NEW ELEVATIONS (LOCKERS)
A501b	DEMOLITION AND NEW PARTIAL BUILDING SECTIONS (LOCKERS)
A502b	DEMOLITION AND NEW PARTIAL BUILDING SECTIONS (LOCKERS)
A503b	DEMOLITION AND NEW PARTIAL BUILDING SECTIONS (LOCKERS)
A511b	NEW WALL SECTIONS (LOCKERS)
A512b	NEW WALL SECTIONS (LOCKERS)
A601b	STAIR B DETAILS (LOCKERS)
A601b1	STAIR B DETAILS (LOCKERS)
A602b	STAIR C DETAILS (LOCKERS)
A611b	PLAN DETAILS (LOCKERS)
A701b	WASHROOM & LOCKER DETAILS

NOTES

These drawings are the property of, and shall not be used or reproduced without the consent of Whitney-Bailey Associates Inc. The Contractor shall check and verify all dimensions and report all discrepancies to the Architect and/or Engineer.

PROJECT NORTH

TRUE NORTH

No.	Date	Issued	By:
I	2022-05-02	ISSUED FOR SPA	WBA
J	2022-05-05	ISSUED FOR TENDER	WBA
K	2022-05-24	ISSUED FOR PERMIT	WBA
L	2022-05-26	ISSUED FOR ADDENDUM #03	WBA
M	2022-09-16	ISSUED FOR PERMIT R1	WBA
N	2022-09-26	ISSUED CCN #01	WBA
H	2022-04-18	ISSUED FOR 90% DESIGN REVIEW	WBA

KEY PLAN

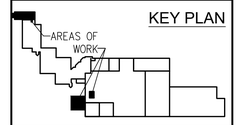

No.	Date	Revision	By:
1	2025-03-20	ISSUED FOR AS-BUILTS	WBA
0	2023-03-13	ISSUED FOR CONSTRUCTION	WBA

Professional Seal

Professional Seal

Consultant:
wba architects and engineers Inc.
3 - 530 Rowntree Dairy Road
Vaughan, Ontario L4L 8H2
tel: 905-851-2616
fax: 905-851-7148
email: info@wbaae.com

Client: ThermoFisher SCIENTIFIC
2100 SYNTEX COURT
MISSISSAUGA, ON L5N 7K9

Project Title:
NEW LABORATORY AND GMP LOCKERS EXPANSION

Drawing Title:
COVER PAGE

CADD System : AUTOCAD 2021	Plot Scale: 1:1	Sheet Size: 30" x 42"
Drawn By: R.R./M.G	Date: SEP.2021	Drawing Scale: AS NOTED
Checked By: G.S.S	Date: SEP.2021	Rev.: 1
Project No.: 2210620	Dwg. No.: A000	

CADD File Name:

Plotted By:

Plot Date:

Item	Ontario's 2012 Building Code Data Matrix Part 3 or 9		OBC Reference
1	Project Description: TWO STOREY ADDITION NEW LABORATORY BUILDING AND GMP LOCKER BUILDING	☐ New ☒ Addition ☐ Change of Use ☒ Alteration	☒ Part 3
2	Major Occupancy(s): INDUSTRIAL MEDIUM HAZARD OCCUPANCIES GROUP F2		3.1.2.1.(1)
3	Building #1 Area (m2) Existing = 4045.18 New (TOTAL) = 605.68 Total = 4650.86	Lab = 358.70 Locker = 246.98	1.4.1.2.
4	Gross Area Building #1 (m2) Existing = 6914.84 New (TOTAL) = 1271.68 Total = 8186.52	Lab = 717.38 Locker = 554.30	1.4.1.2.
5	Number of Storeys Above grade 2	Below grade NONE	3.2.1.1.
6	Number of Streets/Fire Fighter Access – ONE		3.2.2.10. & 3.2.5.
7	Building Classification 3.2.2.69B Group F, DIVISION 2, ANY HEIGHT ANY AREA SPRINKLERED		3.2.2.69
8	Sprinkler System Proposed	☒entire building ☐selected compartments ☐selected floor areas ☐basement ☐in lieu of roof rating ☐not required	3.2.2.54 3.2.1.5
9	Standpipe required	☐ Yes ☒ No	3.2.9.
10	Fire Alarm required	☒ Yes ☐ No	3.2.4.
11	Water Service/Supply is Adequate	☒ Yes ☐ No	3.2.5.7.
12	High Building	☐ Yes ☒No	3.2.6.
13	Construction Restrictions ☐ Combustible permitted ☒ Non–combustible required ☐ Both Actual Construction ☐ Combustible ☒ Non–combustible ☐ Both		3.2.2.69
14	Mezzanine(s) Area m2 _____		3.2.1.1.(3)–(8)
15	Occupant load based on m2/person design of building Laboratory building addition will not increase the occupant load. Locker building addition will increase the occupant load by 48 persons as per design of plumbing fixtures numbers increase		3.1.17.
16	Barrier–free Design ☒Yes ☐No (EXISTING BUILDING)		3.8.
17	Hazardous Substances ☐ Yes ☒ No		3.3.1.2. & 3.3.1.19
18	Required Fire Resistance Rating (FRR)	Horizontal Assemblies FRR (Hours) / Listed Design No. or Description (SG–2) Floors – 1 HR. Roof – NIL / – Mezzanine – 1 HR. / N/A FRR of Supporting Members / Listed Design No. or Description (SG–2) Floors – 1 HR. Roof – NIL / – Mezzanine – 1 HR. / N/A	3.2.2.54.

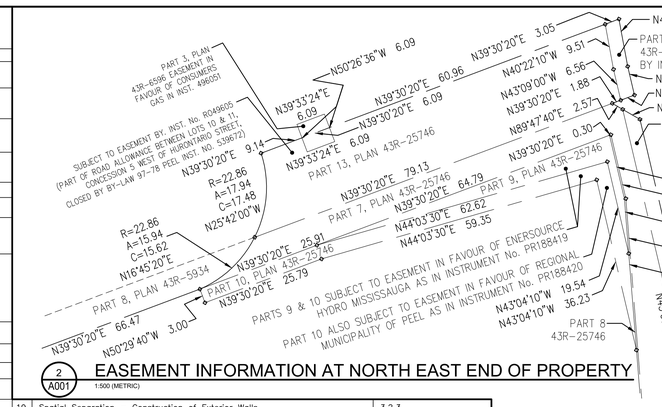

2 A001 EASEMENT INFORMATION AT NORTH EAST END OF PROPERTY
1:500 (METRIC)

19	Spatial Separation – Construction of Exterior Walls								3.2.3.		
LABORATORY BUILDING ADDITION	Wall	Area of EBF (m2)	L.D. (m)	L/H or H/L	Permitted Max. % of Openings	Proposed % of Openings	FRR (Hours)	Listed Design or Description	Comb. Cons.	Comb. Cons. Nonc. Cladding	Non. Comb. Cons.
	North	3095.6	94.5	3.4:1	100%	75.9%	–	–	–	–	YES
	South	INTERIOR WALL/1702	33.9	EXIST./ 1.5:1	100%	17%	1 HR	100 mm BRICK ON 200 mm CONC. BLK	–	–	YES
	East	1103.2	131.5	1.1:1	100%	34.8%	–	–	–	–	YES
	West	1093.6	28.1	1.3:1	100%	28.3%	–	–	–	–	YES
LOCKER BUILDING ADDITION	Wall	Area of EBF (m2)	L.D. (m)	L/H or H/L	Permitted Max. % of Openings	Proposed % of Openings	FRR (Hours)	Listed Design or Description	Comb. Cons.	Comb. Cons. Nonc. Cladding	Non. Comb. Cons.
	North	2455.7/ INTERIOR WALL	–	4:1/ EXIST.	100%	60.8%	–	–	–	–	YES
	South	900.2	8.1	2:1	34%	24.9%	–	–	–	–	YES
	East	INTERIOR WALL	–	EXIST.	–	0 (FIRE WALL)	4 HR	300 mm CONC. BLK	–	–	YES
	West	1260	14.0	1.3:1	92%	59.2%	–	–	–	–	YES

"Refer to the Site Grading Plan prepared by AM CANDARAS ASSOCIATES INC., Drawing ESC–1, G–1 & G–2 Revision 4, dated 01–09–2022 for the purposes of obtaining site grading information."

General Note:

i. I hereby certify that this drawing confirms in all respects to the site development plans Architect or Engineer's Signature (if applicable) and Professional seal
ii. The City of Mississauga requires that all working drawings submitted to the Building Division as part of an application for the issuance of a building permit shall be certified by the architect or engineer as being in conformity with the site development plan as approved by the City of Mississauga.
iii. All exterior lighting will be directed onto the site and will not infringe upon the adjacent properties.
iv. All rooftop mechanical units shall be screened from view by the applicant.
v. Parking spaces reserved for people with disabilities must be identified by a sign, installed at the applicant's expense, in accordance with the By–law Requirements and Building Code Requirements.
vi. The applicant will be responsible for ensuring that all plans confirm to Transport Canada's restrictions.
vii. Grades will be met with a 33% maximum slope at the property lines and within the site.
viii. All damaged areas are to be reinstated with topsoil and sod prior to the release of securities.
ix. Signage shown on the site development plans is for information purposes only. All signs will be subject to the provisions of Sign by–law 0054–2002, as amended, and a separate sign application will be required through the Building Division.
x. Any fencing adjacent to municipal lands is to be located 15 cm (6.0 in.) inside the property line.
xi. Only "shielded" lighting fixtures are permitted for all development, except for detached and semi–detached dwellings within 60 m (196.8 ft.) of a residentially zoned property and must confirm to the Engineer Certified Lighting Plan.
xii. The Engineer Certified Lighting Plan must be signed by the consulting Engineer.
xiii. The Owner covenants and agrees to construct and install "shielded" lighting fixtures on the subject lands, in conformity with the Site Plan and Engineer Certified Lighting Plan to the satisfaction of the City of Mississauga.
xiv. The applicant will be responsible for ensuring that all plans confirm to Transport Canada's restrictions.
xv. Where planting is to be located in landscaped areas on top of an underground parking structure, it is the responsibility of the applicant to arrange the coordination of the design of the underground parking structure with the Landscape Architect and the Consulting Engineering. Underground parking structures with landscaping area to be capable of supporting the following loads:
– 15 cm of drainage gravel plus 40 cm topsoil for sod
– 15 cm of drainage gravel plus 60 cm topsoil for shrubs
– 15 cm of drainage gravel plus 90 cm for trees
Or
– Prefabricated sheet drain system* with a compressive strength of 1003 Kpa plus 40 cm topsoil for sod
– Prefabricated sheet drain system* with a compressive strength of 1003 Kpa plus 60 cm topsoil for shrubs
– Prefabricated sheet drain system* with a compressive strength of 1003 Kpa plus 90 cm topsoil for trees
* Terradrain 900 or approved equal
xvi. The structural design of any retaining wall over 0.6 m in height or any retaining wall located on a property line is to be shown on the Site Grading plan for this project and is to be approved by the Consulting Engineer for the project.
xvii. Continuous 15 cm high barrier type poured concrete curbing will be provided between all asphalt and landscaped areas throughout the site.
xviii. All utility companies will be notified for locates prior to the installation of the hoarding that lies within the site and within the limited of the City boulevard area.

SYNTEX COURT
2100 SYNTEX COURT
MISSISSAUGA ROAD (ALLOWANCE FOR ROAD BETWEEN CONCESSIONS 4 & 5, W.H.S.)
LANGER COURT
WEST OF HURONTARIO STREET
CONCESSION 5
EXISTING PARKLAND
DEPOSITED PLAN 98547
BUILDING 1
BUILDING 2
BUILDING 3
EXISTING WAREHOUSING
EXISTING MANUFACTURING / PACKAGING
EXISTING WAREHOUSE / MANUFACTURING / PACKAGING
EXISTING PACKAGING / MANUFACTURING BUILDING
EXISTING RESEARCH BUILDING
EXISTING ADMINISTRATION BUILDING
EXISTING PRODUCTION LOCKER ROOM
EXISTING 4 HOUR FIRE WALL
EXISTING EMERGENCY HYDRANT ACCESS
EXISTING 4 HOUR FIRE WALL REFERENCE APPROVED DRAWINGS UNDER PERMIT APPLICATION I 93–4629
MUNICIPAL ADDRESS 2100 SYNTEX COURT
2 STOREY BRICK BUILDING MUN NO. 2100 SYNTEX COURT
NEW 1 HOUR FIRE WALL
NEW ASPHALT SERVICE PATH
EXIST. SERVICE PATH
EMERGECY HYDRANT ACCESS
LIMIT OF 4.50 PLANTING BUILDER
NEW VINYL CHAIN LINK FENCE
SEE LANDSCAPE DRAWINGS L400
NEW SOLVENT TANK. REFER ST–A001
PART 7 PLAN 43R-6568
PART 8 PLAN 43R-5934
PART 11 PLAN 43R-25746
PART 1 PLAN 43R-6596
PART 6 PLAN 43R-36777
PART 2 PLAN 43R-7081 (P–3108–163)
PIN 13216-0084 (L7)
PIN 13216-0158 (L7)
PIN 13216-0157 (L7)
PIN 13216-0128 (L7)
PIN 13216-0172 (L7)
EX. 300mm WM
EX. 200mm WM
EX. 150mm WM
EXISTING 200mm FIRELINE
32M–250mm PVC STM
42M–200mm PVC STM
CBMH 2 TOP 187.31 IN 185.82 OUT 185.80
CBMH 1 TOP 187.30 IN 185.63 OUT 185.60
STMH 1 TOP 187.20 IN 185.45 OUT 185.45
HEADWALL INVERT 185.60
FFE=187.34
FFE=187.30
FFE=187.20
FFE=187.40
FFE=187.57
FFE=187.91
FFE=187.89
FFE=187.87
FFE=187.96
FFE=187.79
FFE=187.46
FFE=187.42
FFE=187.38
FFE=187.32
FFE=187.24
FFE=187.22
FFE=187.18
FFE=187.15
FFE=187.13
FFE=187.10
FFE=187.07
FFE=187.05
FFE=187.03
FFE=187.01
FFE=186.99
FFE=186.97
FFE=186.95
FFE=186.93
FFE=186.91
FFE=186.89
FFE=186.87
FFE=186.85
FFE=186.83
FFE=186.81
FFE=186.79
FFE=186.77
FFE=186.75
FFE=186.73
FFE=186.71
FFE=186.69
FFE=186.67
FFE=186.65
FFE=186.63
FFE=186.61
FFE=186.59
FFE=186.57
FFE=186.55
FFE=186.53
FFE=186.51
FFE=186.49
FFE=186.47
FFE=186.45
FFE=186.43
FFE=186.41
FFE=186.39
FFE=186.37
FFE=186.35
FFE=186.33
FFE=186.31
FFE=186.29

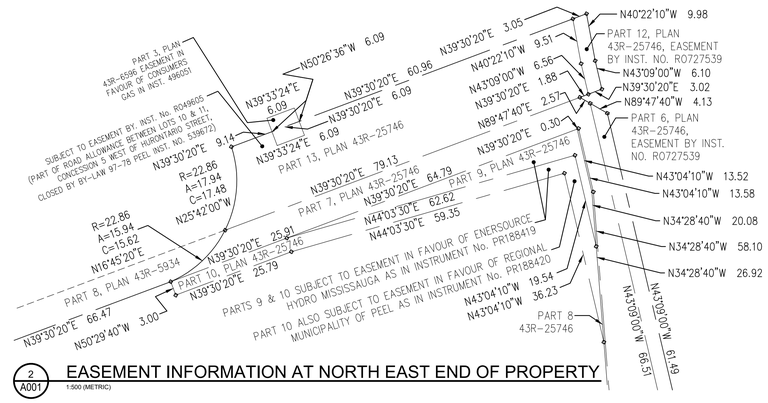

2 A001 EASEMENT INFORMATION AT NORTH EAST END OF PROPERTY
1:500 (METRIC)

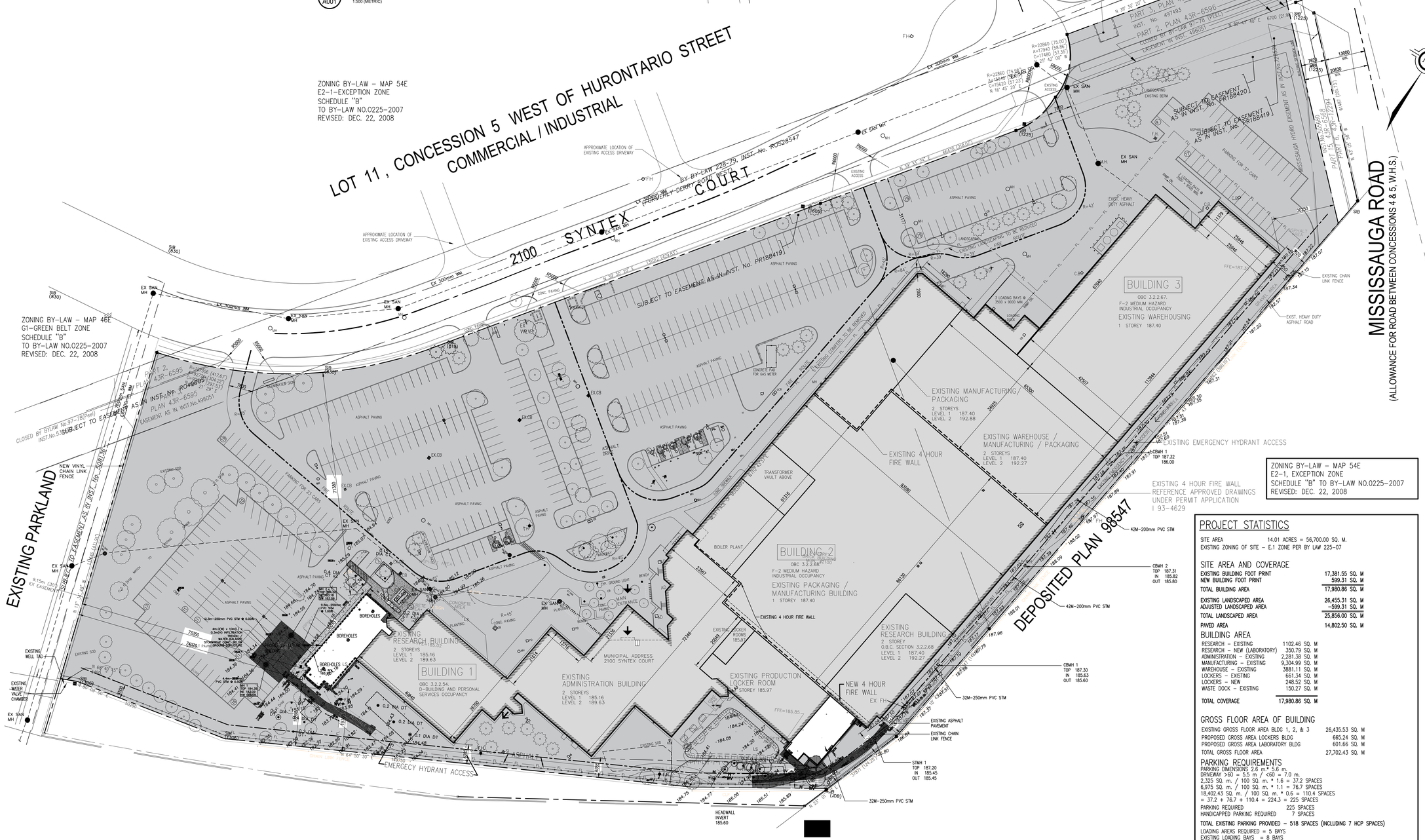

1 A001 SITE PLAN
1:500 (METRIC)

PROJECT STATISTICS

SITE AREA 14.01 ACRES = 56,700.00 SQ. M.
EXISTING ZONING OF SITE – E.1 ZONE PER BY LAW 225-07

SITE AREA AND COVERAGE

EXISTING BUILDING FOOT PRINT	17,381.55 SQ. M
NEW BUILDING FOOT PRINT	599.31 SQ. M
TOTAL BUILDING AREA	17,980.86 SQ. M
EXISTING LANDSCAPED AREA	26,455.31 SQ. M
ADJUSTED LANDSCAPED AREA	–599.31 SQ. M
TOTAL LANDSCAPED AREA	25,856.00 SQ. M
PAVED AREA	14,802.50 SQ. M

BUILDING AREA

RESEARCH – EXISTING	1102.46 SQ. M
RESEARCH – NEW (LABORATORY)	350.79 SQ. M
ADMINISTRATION – EXISTING	2,281.38 SQ. M
MANUFACTURING – EXISTING	9,304.99 SQ. M
WAREHOUSE – EXISTING	3881.11 SQ. M
LOCKERS – EXISTING	661.34 SQ. M
LOCKERS – NEW	248.52 SQ. M
WASTE DOCK – EXISTING	150.27 SQ. M
TOTAL COVERAGE	17,980.86 SQ. M

GROSS FLOOR AREA OF BUILDING

EXISTING GROSS FLOOR AREA BLDG 1, 2, & 3	26,435.53 SQ. M
PROPOSED GROSS AREA LOCKERS BLDG	665.24 SQ. M
PROPOSED GROSS AREA LABORATORY BLDG	601.66 SQ. M
TOTAL GROSS FLOOR AREA	27,702.43 SQ. M

PARKING REQUIREMENTS

PARKING DIMENSIONS 2.6 m * 5.6 m.
DRIVEWAY >60 = 5.5 m / <60 = 7.0 m.
2,325 SQ. m. / 100 SQ. m. * 1.6 = 37.2 SPACES
6,975 SQ. m. / 100 SQ. m. * 1.1 = 76.7 SPACES
18,402.43 SQ. m. / 100 SQ. m. * 0.6 = 110.4 SPACES
= 37.2 + 76.7 + 110.4 = 224.3 = 225 SPACES

PARKING REQUIRED 225 SPACES
HANDICAPPED PARKING REQUIRED 7 SPACES

TOTAL EXISTING PARKING PROVIDED – 518 SPACES (INCLUDING 7 HCP SPACES)

LOADING AREAS REQUIRED = 5 BAYS
EXISTING LOADING BAYS = 8 BAYS
NEW LOADING BAYS = NIL
TOTAL LOADING BAYS PROVIDED = 8 BAYS

MacDONALD CARTIER FREEWAY Highway No. 401
DEPOSITED PLAN 93837 M.T.C. FILE (P-3108-21 & P-3108-8)

NOTES

These drawings are the property of, and shall not be used or reproduced without the consent of WBA Architects and Engineers Inc. The Contractor shall check and verify all dimensions and report all discrepancies to the Architect and/or Engineer.

No.	Date	Issued	By:
A	2021-10-14	ISSUED FOR PRELIMANARY PROJECT REVIEW	WBA
B	2022-01-03	ISSUED FOR COORDINATION	WBA
C	2022-01-31	ISSUED FOR COORDINATION	WBA
D	2022-02-16	ISSUED FOR REVIEW & COORDINATION	WBA
E	2022-02-17	ISSUED FOR PRESCREEN REVIEW	WBA
F	2022-03-03	ISSUED FOR 30% DESIGN REVIEW	WBA
G	2022-03-24	ISSUED FOR 60% DESIGN REVIEW	WBA
H	2022-04-18	ISSUED FOR 90% DESIGN REVIEW	WBA

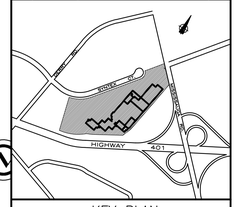

KEY PLAN

NOTES:

1. INFORMATION ON THIS DRAWING TAKEN FROM INFORMATION SHOWN ON THE PLAN OF SURVEY OF PART OF LOTS 10 AND 11 CONCESSION 5, WEST OF HURONTARIO STREET AND PART OF ROAD ALLOWANCE BETWEEN LOTS 10 AND 11 CONCESSION 5 WEST OF HURONTARIO STREET, CITY OF MISSISSAUGA REGIONAL MUNICIPALITY OF PEEL BY C.A. SEXTON LTD. ONTARIO LAND SURVEYOR DATED 21st. FEBRUARY 1979.

LEGEND:

- EXIST BUILDING
- NEW AREA OF ADDITION
- EXISTING PROPERTY LINE
- EXISTING PROPERTY LINE AS PER MTO EXPROPRIATION
- EXISTING FIRE ROUTE
- EXISTING FENCE LINE
- EXISTING U/G SANITARY LINE
- EXISTING U/G STORM LINE
- EXISTING VEGETATION
- F.H. EXISTING FIRE HYDRANT
- CBMH EXISTING CATCH BASIN MANHOLE
- MH EXISTING MANHOLE
- SAN. MH EXISTING SANITARY MANHOLE
- EX.CB EXISTING CATCH BASIN
- EXISTING CAMERA
- EXISTING LIGHT STANDARD.

No.	Date	Revision	By:
0	2025-03-20	ISSUED FOR AS-BUILTS	WBA

Professional Seal

Professional Seal

Consultant:
wba architects and engineers Inc.
3 - 530 Rowntree Dairy Road
Vaughan, Ontario L4L 8H2
tel. 905-851-0710
fax. 905-851-7148
email. info@wbaae.com

Client:

2100 SYNTEX COURT
MISSISSAUGA, ON L5N 7K9

Project Title:
NEW LABORATORY AND GMP LOCKERS EXPANSION

Drawing Title:
SITE PLAN & BUILDING DATA MATRIX

CADD System : AUTOCAD 2021	Plot Scale: 1:1	Sheet Size: 30" x 42"
Drawn By: R.R./M.G	Date: SEP.2021	Drawing Scale: AS NOTED
Checked By: G.S.S	Date: SEP.2021	Rev.: 0
Project No.: 2210620	Dwg. No.: A001	

CADD File name:

Plotted By:

Plot Date:

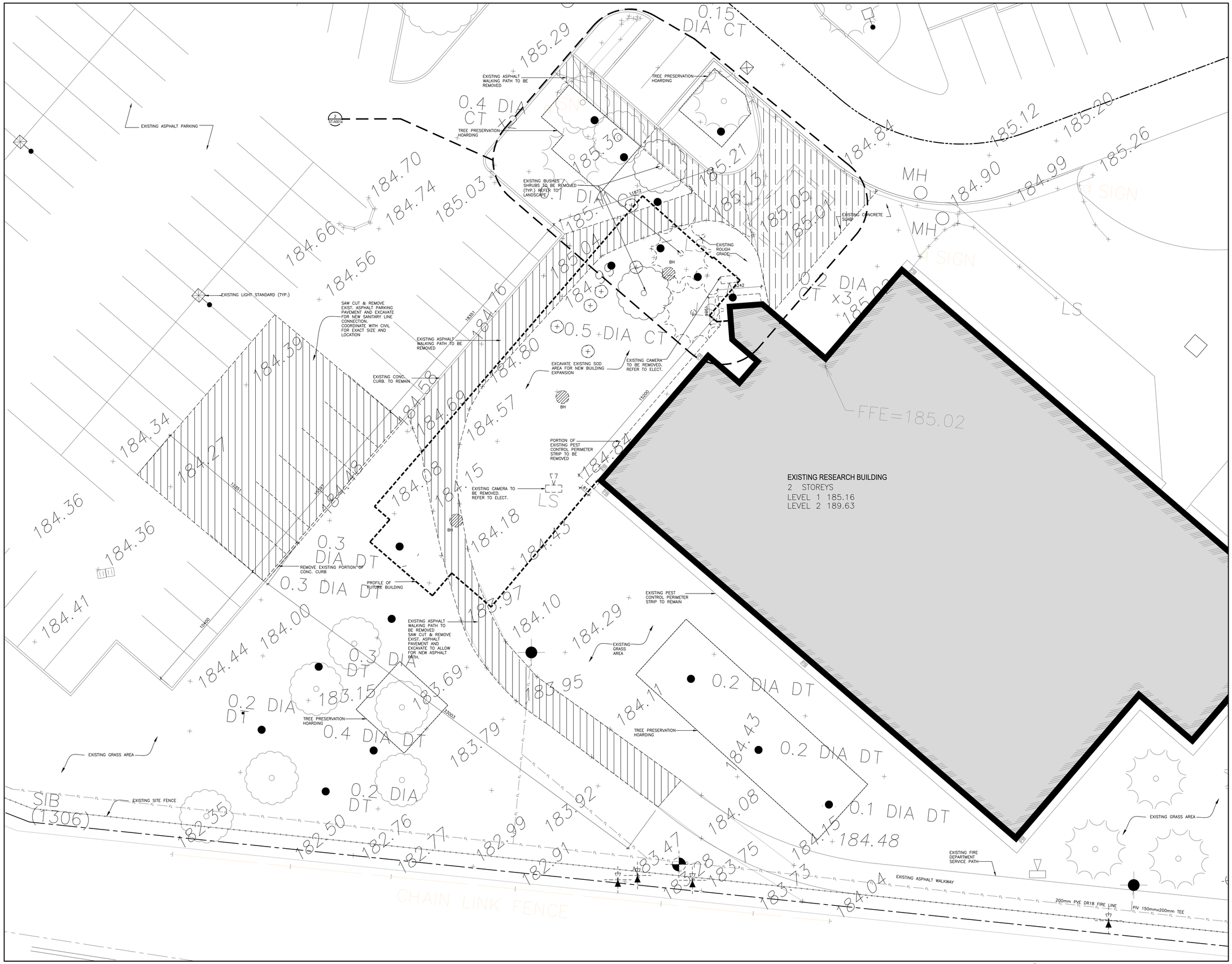

1 A002a ENLARGED DEMOLITION SITE PLAN
1:200 (METRIC)

NOTES

These drawings are the property of, and shall not be used or reproduced without the consent of WBA Architects and Engineers Inc. The Contractor shall check and verify all dimensions and report all discrepancies to the Architect and/or Engineer.

PROJECT NORTH

TRUE NORTH

No.	Date	Issued	By:
G	2022-11-08	ISSUED FOR CCN# 03	WBA
R	2023-09-15	ISSUED FOR REVISION TO PERMIT- 2	WBA
K	2022-05-24	ISSUED FOR PERMIT	WBA
L	2022-09-09	ISSUED FOR REV-1 SPA	WBA
M	2022-09-16	ISSUED FOR PERMIT R1	WBA
N	2022-09-26	ISSUED FOR CCN #01	WBA
O	2022-10-25	ISSUED FOR PERMIT R2	WBA
P	2022-11-03	ISSUED FOR REV-2 SPA	WBA

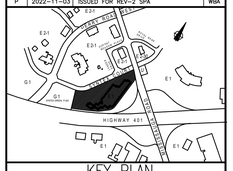

KEY PLAN

LEGEND:

- NEW AREA OF ADDITION
- EXIST BUILDING
- EXISTING PROPERTY LINE
- EXISTING PROPERTY LINE AS PER MTO EXPROPRIATION
- EXISTING FIRE ROUTE
- EXISTING FENCE LINE
- EXISTING U/G SANITARY LINE
- EXISTING U/G STORM LINE
- EXISTING VEGETATION
- F.H. EXISTING FIRE HYDRANT
- CBMH EXISTING CATCH BASIN MANHOLE
- MH EXISTING MANHOLE
- SAN. MH EXISTING SANITARY MANHOLE
- EX.CB EXISTING CATCH BASIN
- EXISTING CAMERA
- EXISTING LIGHT STANDARD.
- BH BORE HOLE
- EXISTING EXIT
- NEW EXIT
- EXISTING MAIN ENTRANCE
- EXISTING ASPHALT PAVEMENT TO BE REMOVED

No.	Date	Revision	By:
1	2025-03-20	ISSUED FOR AS-BUILTS	WBA
0	2023-03-13	ISSUED FOR CONSTRUCTION	WBA

Professional Seal

Professional Seal

Consultant:

wba architects and engineers Inc.
3 - 530 Rowntree Dairy Road
Vaughan, Ontario L4L 8H2
tel: 905-851-0616
fax: 905-851-7168
email: info@wbaae.com

Client:

Thermo Fisher SCIENTIFIC
2100 SYNTEX COURT
MISSISSAUGA, ON L5N 7K9

Project Title:
NEW LABORATORY AND GMP LOCKERS EXPANSION

Drawing Title:
DEMOLITION SITE PLAN LAB EXPANSION

CADD System: AUTOCAD 2021	Plot Scale: 1:1	Sheet Size: 30" x 42"
Drawn By: R.R./M.G	Date: SEP.2021	Drawing Scale: AS NOTED
Checked By: G.S.S	Date: SEP.2021	Rev.: 1
Project No.: 2210620	Dwg No.: A002a	

CADD File Name:

Plotted By:

Plot Date:

EXISTING ADMINISTRATION BUILDING
2 STOREYS
LEVEL 1 185.16
LEVEL 2 189.63

EXISTING PACKAGING / MANUFACTURING BUILDING
1 STOREY 187.40
F-2 MEDIUM HAZARD INDUSTRIAL OCCUPANCY

EXISTING 4HR FIRE RATED WALL

EXISTING RESEARCH BUILDING
2 STOREYS
LEVEL 1 187.40
LEVEL 2 192.27

EXISTING PRODUCTION LOCKER ROOM
1 STOREY 185.97

EXISTING 4HR FIRE RATED WALL TO BE REMOVED

FFE=185.85

EXISTING GRASS AREA

EXISTING PEST CONTROL PERIMETER STRIP TO REMAIN

EXISTING GRASS AREA

EXISTING CONCRETE PAD TO BE REMAIN

EXISTING CONCRETE HEADWALL

DITCH INLET

0.2-0.4 DIA CT X6

EXISTING FIRE DEPARTMENT SERVICE PATH

EXISTING GRASS

TREE PRESERVATION HOARDING

SARPLING

EXISTING ASPHALT WALKWAY

200mm PVE DR18 FIRE LINE

PIV 150mmx200mm TEE

CB

H

LS

CLF

EXCAVATE EXISTING SOD AREA FOR NEW BUILDING EXPANSION

PORTION OF EXISTING PEST CONTROL PERIMETER STRIP TO BE REMOVED

PROFILE OF FUTURE BUILDING

EXISTING ASPHALT WALKING PATH TO BE REMOVED SAW CUT & REMOVE EXIST. ASPHALT PAVEMENT AND EXCAVATE TO ALLOW FOR NEW ASPHALT PATH.

EXISTING GRAVEL PAVEMENT

EXISTING ASPHALT PAVEMENT

EXISTING SITE FENCE

WELL

SPX2

IB (JDB)

1 A002b ENLARGED DEMOLITION SITE PLAN
1:200 (METRIC)

NOTES

These drawings are the property of, and shall not be used or reproduced without the consent of WBA Architects and Engineers Inc. The Contractor shall check and verify all dimensions and report all discrepancies to the Architect and/or Engineer.

PROJECT NORTH

TRUE NORTH

No.	Date	Issued	By:
Q	2022-11-03	ISSUED FOR REV-2 SPA	WBA
R	2022-11-08	ISSUED FOR CCN# 03	WBA
L	2022-05-24	ISSUED FOR PERMIT	WBA
M	2022-09-09	ISSUED FOR REV-1 SPA	WBA
N	2022-09-16	ISSUED FOR PERMIT R1	WBA
O	2022-09-26	ISSUED FOR CCN #01	WBA
P	2022-10-25	ISSUED FOR PERMIT R2	WBA

KEY PLAN

LEGEND

- NEW AREA OF ADDITION
- EXIST BUILDING
- EXISTING PROPERTY LINE
- EXISTING PROPERTY LINE AS PER MTO EXPROPRIATION
- EXISTING FIRE ROUTE
- EXISTING FENCE LINE
- EXISTING U/G SANITARY LINE
- EXISTING U/G STORM LINE
- EXISTING VEGETATION
- F.H. EXISTING FIRE HYDRANT
- CBMH EXISTING CATCH BASIN MANHOLE
- MH EXISTING MANHOLE
- SAN. MH EXISTING SANITARY MANHOLE
- EX.CB EXISTING CATCH BASIN
- EXISTING CAMERA
- EXISTING LIGHT STANDARD.
- BH BORE HOLE
- EXISTING EXIT
- NEW EXIT
- EXISTING MAIN ENTRANCE
- EXISTING ASPHALT PAVEMENT TO BE REMOVED

No.	Date	Revision	By:
1	2025-03-20	ISSUED FOR AS-BUILTS	WBA
0	2023-03-13	ISSUED FOR CONSTRUCTION	WBA

Professional Seal

Professional Seal

Consultant:
wba architects and engineers Inc.
3 - 530 Rowntree Dairy Road
Vaughan, Ontario L4L 8H2
tel: 905 851 0616
fax: 905 851 7148
e-mail: info@wbaae.com

Client:
ThermoFisher SCIENTIFIC
2100 SYNTEX COURT
MISSISSAUGA, ON L5N 7K9

Project Title:
NEW LABORATORY AND GMP LOCKERS EXPANSION

Drawing Title:
DEMOLITION SITE PLAN LOCKER EXPANSION

CADD System : AUTOCAD 2021	Plot Scale: 1:1	Sheet Size: 30" x 42"
Drawn By: R.R./M.G	Date: SEP.2021	Drawing Scale: AS NOTED
Checked By: G.S.S	Date: SEP.2021	Rev.: 1
Project No.: 2210620	Dwg No.: A002b	

CADD File Name:

Plotted By:

Plot Date:

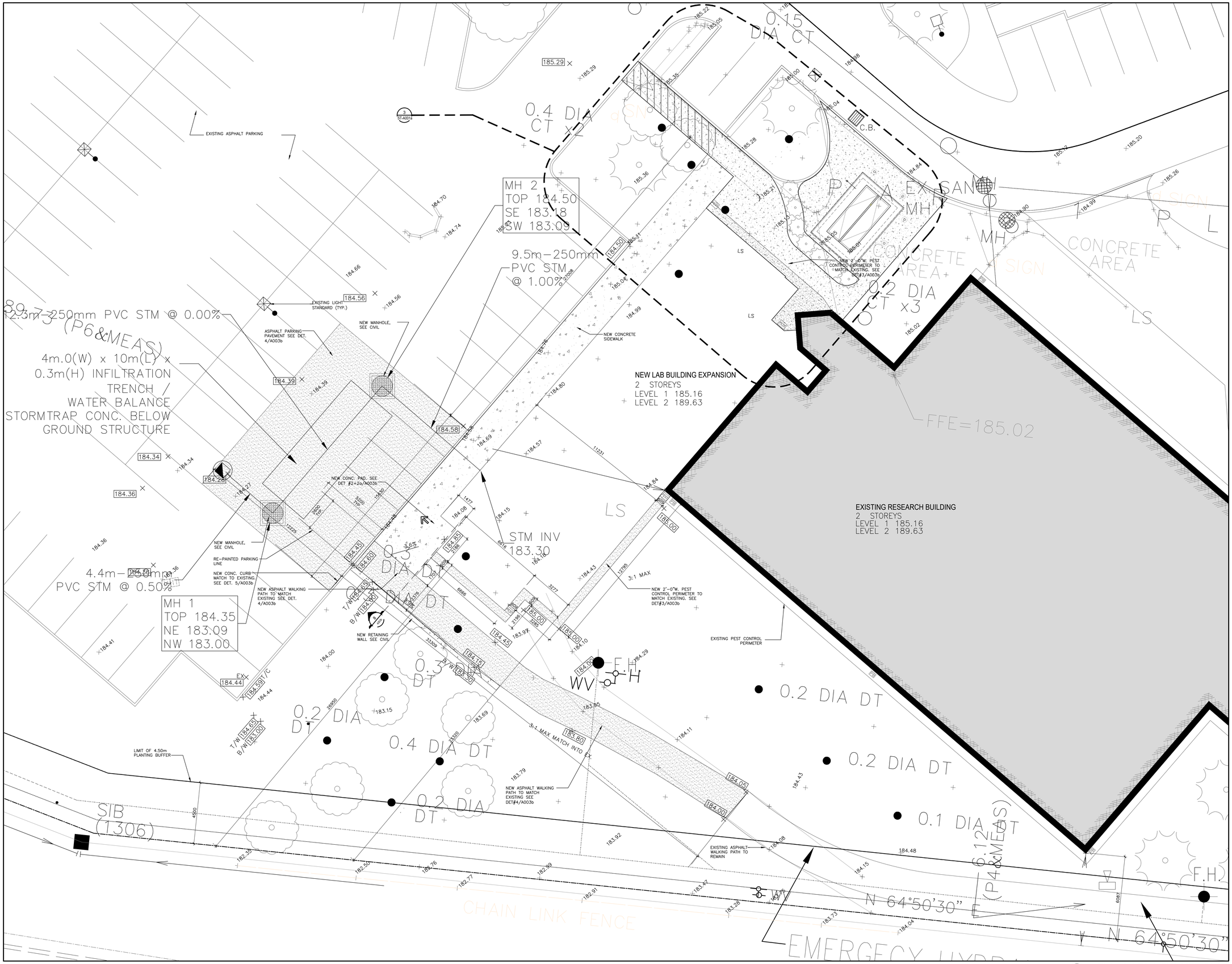

1 A003a ENLARGED NEW SITE PLAN
1:100 (METRIC)

NOTES

These drawings are the property of, and shall not be used or reproduced without the consent of WBA Architects and Engineers Inc. The Contractor shall check and verify all dimensions and report all discrepancies to the Architect and/or Engineer.

PROJECT NORTH | TRUE NORTH

No.	Date	Issued	By:
G	2022-11-08	ISSUED FOR CCN# 03	WBA
R	2023-09-15	ISSUED FOR REVISION TO PERMIT- 2	WB A
K	2022-05-24	ISSUED FOR PERMIT	WBA
L	2022-09-09	ISSUED FOR REV-1 SPA	WBA
M	2022-09-16	ISSUED FOR PERMIT R1	WBA
N	2022-09-26	ISSUED FOR CCN #01	WBA
O	2022-10-24	ISSUED FOR PERMIT R1	WBA
P	2022-11-03	ISSUED FOR REV-2 SPA	WBA

KEY PLAN

LEGEND

- NEW AREA OF ADDITION
- EXIST BUILDING
- EXISTING PROPERTY LINE
- EXISTING PROPERTY LINE AS PER MTO EXPROPRIATION
- EXISTING FIRE ROUTE
- EXISTING FENCE LINE
- EXISTING U/G SANITARY LINE
- EXISTING U/G STORM LINE
- EXISTING VEGETATION
- F.H. EXISTING FIRE HYDRANT
- CBMH EXISTING CATCH BASIN MANHOLE
- MH EXISTING MANHOLE
- SAN. MH EXISTING SANITARY MANHOLE
- EX.CB EXISTING CATCH BASIN
- EXISTING CAMERA
- EXISTING LIGHT STANDARD.
- BH BORE HOLE
- EXISTING EXIT
- NEW EXIT
- EXISTING MAIN ENTRANCE
- EXISTING ASPHALT PAVEMENT TO BE REMOVED

No.	Date	Revision	By:
3	2025-03-20	ISSUED FOR AS-BUILTS	WBA
2	2024-11-29	ISSUED FOR PARTIAL OCCUPANCY	WBA
1	2023-12-12	ISSUED FOR S.I. #10	WBA
0	2023-03-13	ISSUED FOR CONSTRUCTION	WBA

Professional Seal | Professional Seal

Consultant:
wba architects and engineers Inc.
3 - 550 Rowntree Dairy Road
Vaughan, Ontario L4K 5W4
tel: 905 851 1018
fax: 905 851 7148
e-mail: info@wbaae.com

Client:
ThermoFisher SCIENTIFIC
2100 SYNTEX COURT
MISSISSAUGA, ON L5N 7K9

Project Title:
NEW LABORATORY AND GMP LOCKERS EXPANSION

Drawing Title:
NEW SITE PLAN LAB EXPANSION

CADD System: AUTOCAD 2021	Plot Scale: 1:1	Sheet Size: 30" x 42"
Drawn By: R.R./M.G	Date: SEP.2021	Drawing Scale: AS NOTED
Checked By: G.S.S	Date: SEP.2021	Rev: 3
Project No.: 2210620	Dwg No: A003a	

CADD File Name:
Plotted By:
Plot Date:

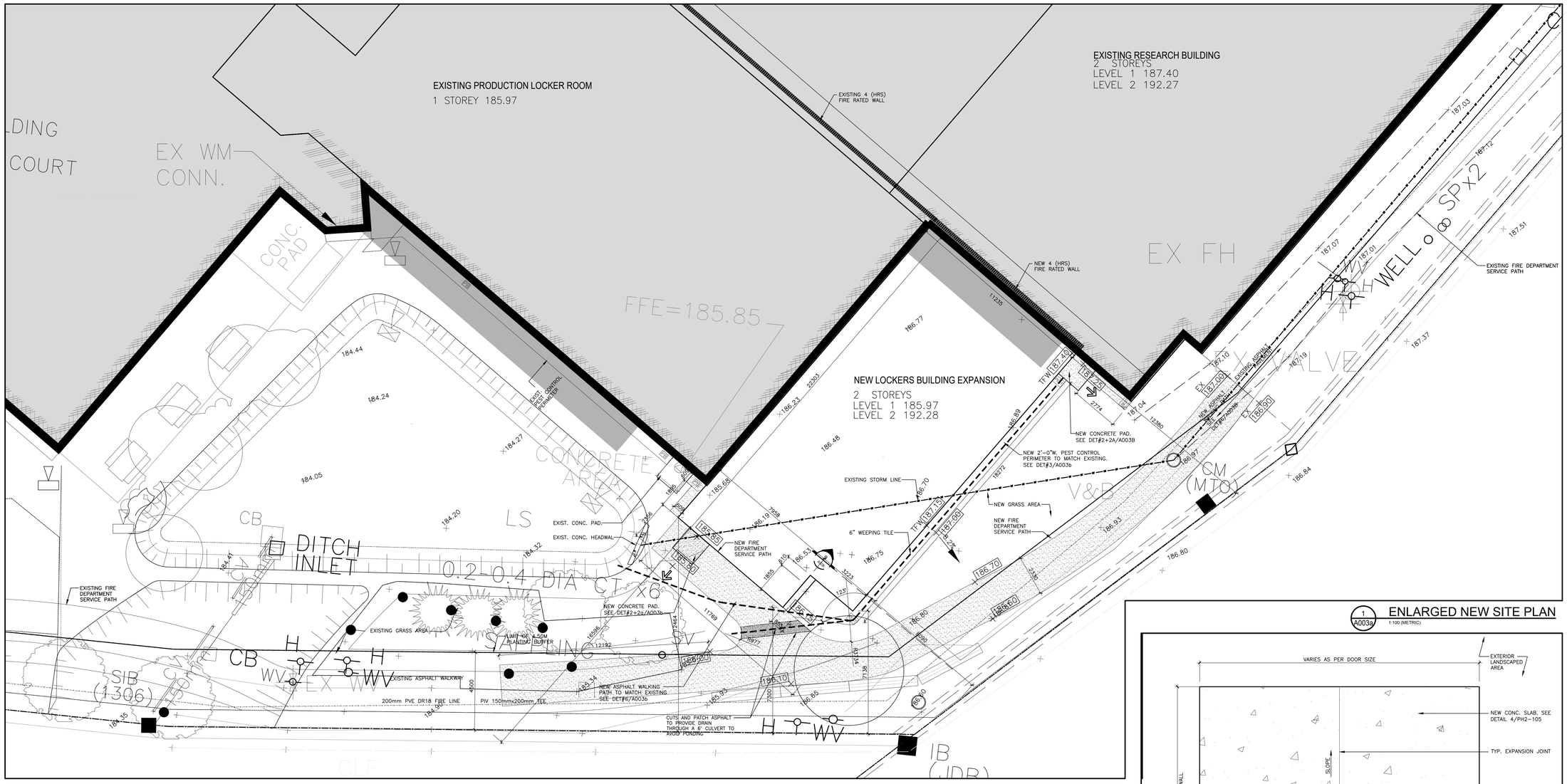

1 A003a ENLARGED NEW SITE PLAN
1:100 (METRIC)

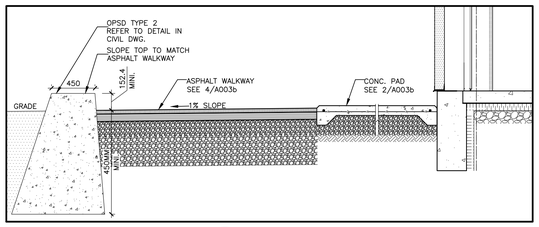

8 A003b SECTION THRU RETAINING WALL, ASPHALT AND CONC. PAD
1:25 (METRIC)

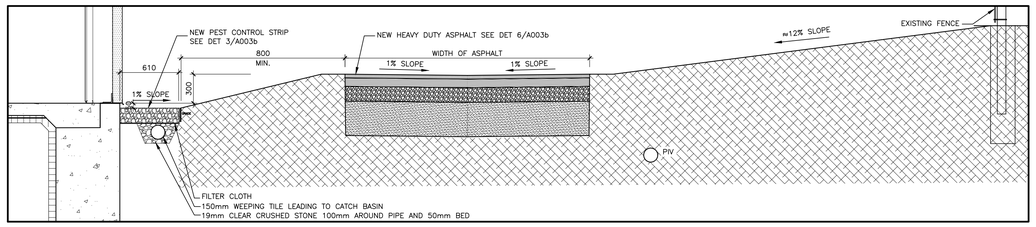

9 A003b SECTION THRU GRADE LOCKERS
1:25 (METRIC)

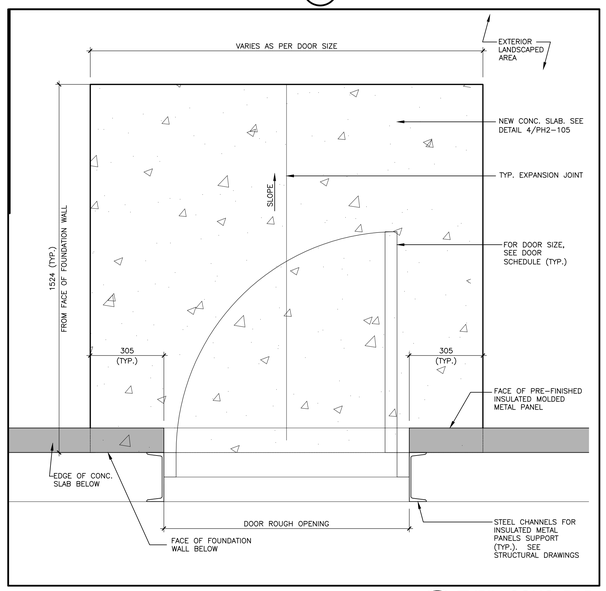

2a A003b TYP'L. CONC. PAD
N.T.S.

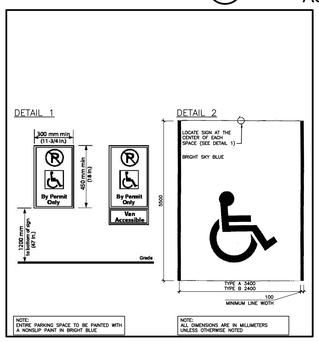

7 A003b PARKING SIGN
NTS

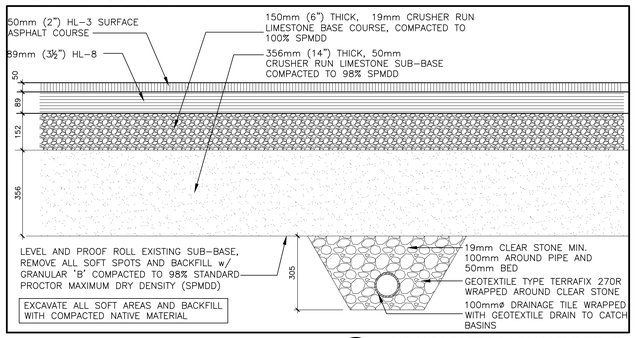

6 A003b HEAVY DUTY ASPHALT DETAIL
NTS

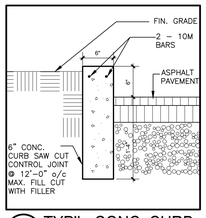

5 A003b TYP'L. CONC. CURB
N.T.S.

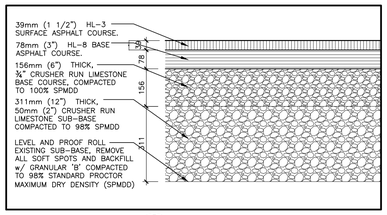

4 A003b TYP'L. ASPHALT WALKWAY
1:10 (METRIC)

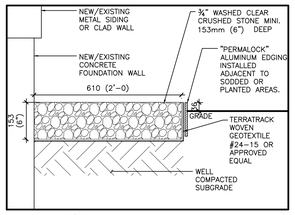

3 A003b PERMALOCK PEST CONTROL
1:10 (METRIC)

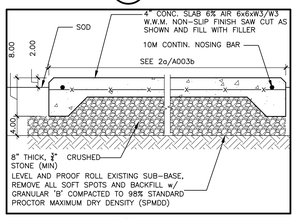

2 A003b TYP'L. CONC. PAD
N.T.S.

NOTES

These drawings are the property of, and shall not be used or reproduced without the consent of WBA Architects and Engineers Inc. The Contractor shall check and verify all dimensions and report all discrepancies to the Architect and/or Engineer.

PROJECT NORTH | TRUE NORTH

No.	Date	Issued	By:
J	2022-05-05	ISSUED FOR TENDER	WBA
K	2022-05-24	ISSUED FOR PERMIT	WBA
L	2022-09-09	ISSUED FOR REV-1 SPA	WBA
M	2022-09-16	ISSUED FOR PERMIT R1	WBA
N	2022-09-26	ISSUED FOR CCN #01	WBA
O	2022-10-25	ISSUED FOR PERMIT R2	WBA
P	2022-11-03	ISSUED FOR REV-2 SPA	WBA

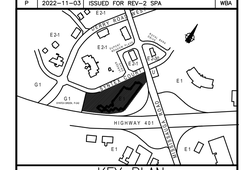

KEY PLAN

LEGEND:

- NEW AREA OF ADDITION
- EXIST BUILDING
- EXISTING PROPERTY LINE
- EXISTING PROPERTY LINE AS PER MTO EXPROPRIATION
- EXISTING FIRE ROUTE
- EXISTING FENCE LINE
- EXISTING U/G SANITARY LINE
- EXISTING U/G STORM LINE
- EXISTING VEGETATION
- F.H. EXISTING FIRE HYDRANT
- CBMH EXISTING CATCH BASIN MANHOLE
- MH EXISTING MANHOLE
- SAN. MH EXISTING SANITARY MANHOLE
- EX.CB EXISTING CATCH BASIN
- EXISTING CAMERA
- EXISTING LIGHT STANDARD.
- BH BORE HOLE
- EXISTING EXIT
- NEW EXIT
- EXISTING MAIN ENTRANCE
- EXISTING ASPHALT PAVEMENT TO BE REMOVED

No.	Date	Revision	By:
06	2025-03-20	ISSUED FOR AS-BUILTS	WBA
05	2024-11-29	ISSUED FOR PARTIAL OCCUPANCY	WBA
04	2024-08-19	ISSUED FOR PARTIAL OCCUPANCY	WBA
03	2024-05-03	ISSUED FOR SI #16	WBA
02	2023-12-12	ISSUED FOR SI #010	WBA
01	2023-12-12	ISSUED FOR CCN #030	WBA
0	2023-03-13	ISSUED FOR CONSTRUCTION	WBA

Professional Seal | Professional Seal

Consultant:

wba architects and engineers inc.
3 - 530 Rowntree Dairy Road
Vaughan, Ontario L4L 8H2
tel: 905 851 0616
fax: 905 851 7148
e-mail info@wbaae.com

Client:

ThermoFisher SCIENTIFIC
2100 SYNTEX COURT
MISSISSAUGA, ON L5N 7K9

Project Title:

NEW LABORATORY AND GMP LOCKERS EXPANSION

Drawing Title:

NEW SITE PLAN LOCKER EXPANSION

CADD System :	Plot Scale:	Sheet Size:
AUTOCAD 2021	1:1	30" x 42"
Drawn By: R.R./M.G	Date: SEP.2021	Drawing Scale: AS NOTED
Checked By: G.S.S	Date: SEP.2021	Rev: 06
Project No.: 2210620	Dwg No.: A003b	

CAD File Name:
Plotted By:
Plot Date:

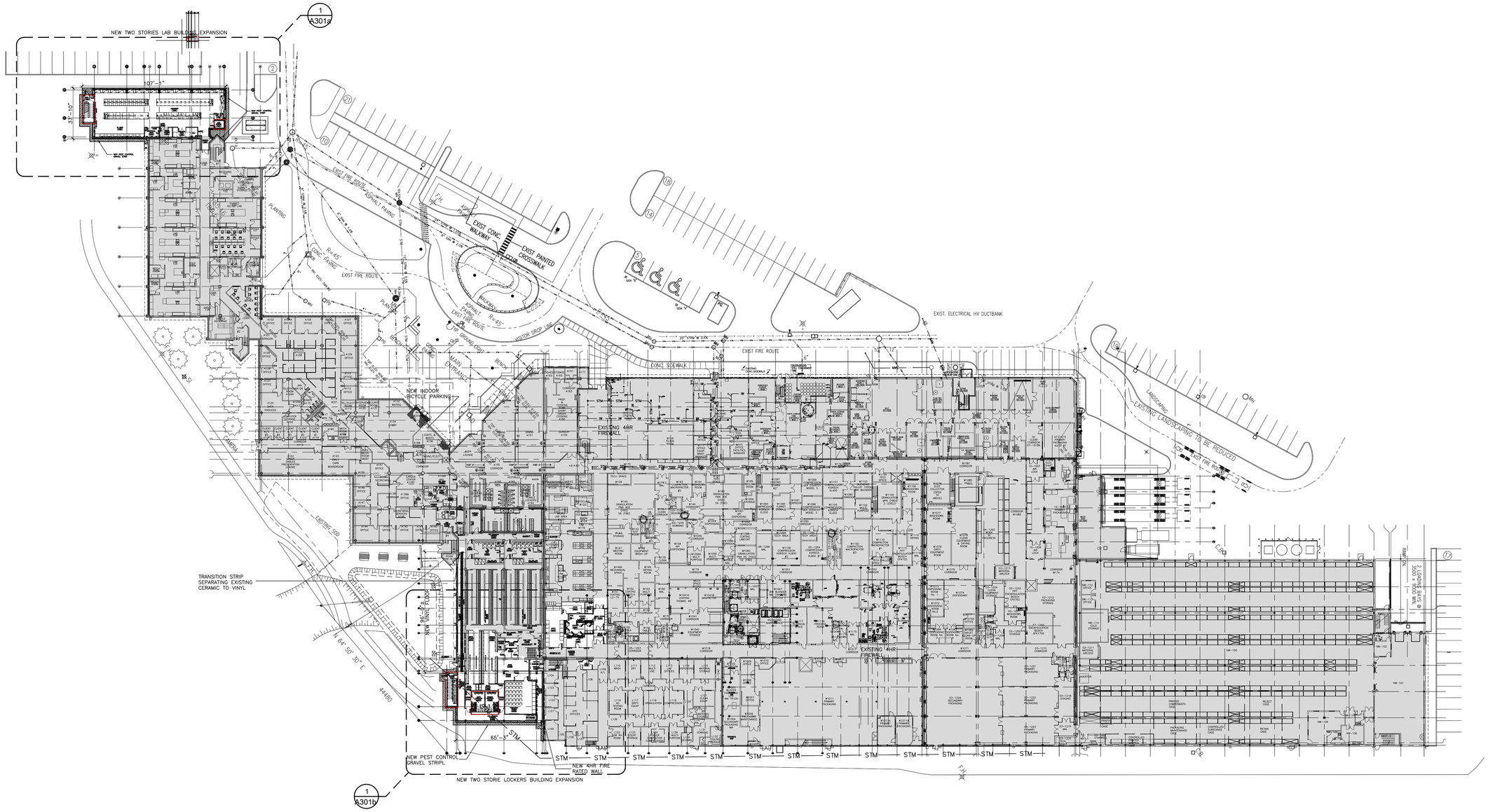

1 A111 NEW GROUND FLOOR REFERENCE PLAN
1:132"=1'-0"

NOTES

These drawings are the property of, and shall not be used or reproduced without the consent of WBA Architects and Engineers Inc. The Contractor shall check and verify all dimensions and report all discrepancies to the Architect and/or Engineer.

PROJECT NORTH

TRUE NORTH

No.	Date	Issued	By:
Q	2022-09-26	ISSUED FOR CCN #01	WBA
R	2022-11-03	ISSUED FOR REV-2 SPA	WBA
S	2022-11-08	ISSUED FOR CCN# 03	WBA
T	2023-07-24	ISSUED FOR REVISION TO PERMIT	WBA
U	2023-09-12	ISSUED FOR REVISION TO PERMIT- 2	WBA
N	2022-05-24	ISSUED FOR PERMIT	WBA
O	2022-09-09	ISSUED FOR REV-1 SPA	WBA
P	2022-09-16	ISSUED FOR PERMIT R1	WBA

KEY PLAN

AREAS OF WORK

No.	Date	Revision	By:
5	2025-03-20	ISSUED FOR AS-BUILTS	WBA
4	2024-11-29	ISSUED FOR PARTIAL OCCUPANCY	WBA
3	2024-08-19	ISSUED FOR PARTIAL OCCUPANCY	WBA
2	2023-07-20	ISSUED FOR CCN #16	WBA
1	2023-06-08	ISSUED FOR CCN #014	WBA
0	2023-03-13	ISSUED FOR CONSTRUCTION	WBA

Professional Seal

Professional Seal

Consultant:
wba architects and engineers Inc.
3 - 530 Rowntree Dairy Road
Vaughan, Ontario L4L 8H2
tel: 905-851-0616
fax: 905-851-7715
e-mail: info@wba-ae.com

Client: ThermoFisher SCIENTIFIC
2100 SYNTEX COURT
MISSISSAUGA, ON L5N 7K9

Project Title:
NEW LABORATORY AND GMP LOCKERS EXPANSION

Drawing Title:
NEW GROUND FLOOR REFERENCE PLAN

CADD System : AUTOCAD 2021	Plot Scale: 1:1	Sheet Size: 30" x 42"
Drawn By: R.R./M.G	Date: SEP.2021	Drawing Scale: AS NOTED
Checked By: G.S.S	Date: SEP.2021	Rev.: 5
Project No.: 2210620	Dwg No.: A111	

CADD File Name:

Plotted By:

Plot Date:

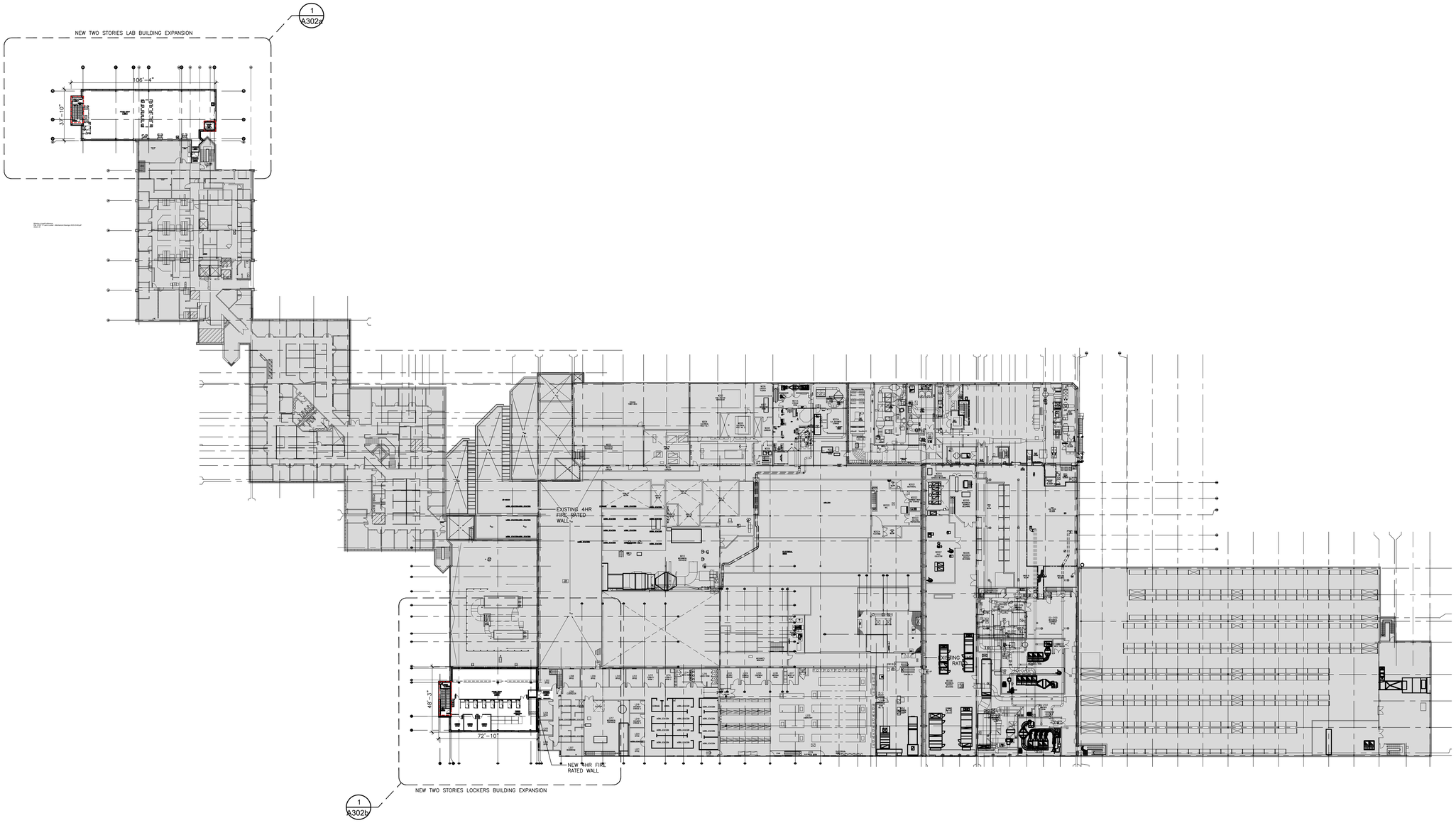

1 A112 NEW SECOND FLOOR REFERENCE PLAN
1/32"=1'-0"

NOTES

These drawings are the property of, and shall not be used or reproduced without the consent of WBA Architects and Engineers Inc. The Contractor shall check and verify all dimensions and report all discrepancies to the Architect and/or Engineer.

PROJECT NORTH

TRUE NORTH

No.	Date	Issued	By:
Q	2022-11-03	ISSUED FOR REV-2 SPA	WBA
R	2022-11-08	ISSUED FOR CCN# 03	WBA
S	2023-07-24	ISSUED FOR REVISION TO PERMIT	WBA
L	2022-05-17	ISSUED FOR SHOP DRAWING PREPARATION	WBA
M	2022-05-24	ISSUED FOR PERMIT	WBA
N	2022-09-09	ISSUED FOR REV-1 SPA	WBA
O	2022-09-16	ISSUED FOR PERMIT R1	WBA
P	2022-09-26	ISSUED FOR CCN#01	WBA

KEY PLAN

AREAS OF WORK

No.	Date	Revision	By:
3	2025-03-20	ISSUED FOR AS-BUILTS	WBA
2	2024-11-29	ISSUED FOR PARTIAL OCCUPANCY	WBA
1	2024-08-19	ISSUED FOR PARTIAL OCCUPANCY	WBA
0	2023-03-13	ISSUED FOR CONSTRUCTION	WBA

Professional Seal

Professional Seal

Consultant:

wba architects and engineers Inc.
3 - 530 Rowntree Dairy Road
Vaughan, Ontario L4L 5H2
tel: 905•851•0616
fax: 905•851•7148
e-mail: info@wbaae.com

Client:

ThermoFisher SCIENTIFIC
2100 SYNTEX COURT
MISSISSAUGA, ON L5N 7K9

Project Title:

NEW LABORATORY AND GMP LOCKERS EXPANSION

Drawing Title:

NEW SECOND FLOOR REFERENCE PLAN

CADD System :	Plot Scale:	Sheet Size:
AUTOCAD 2021	1:1	30" x 42"
Drawn By: R.R./M.G	Date: SEP.2021	Drawing Scale: AS NOTED
Checked By: G.S.S	Date: SEP.2021	Rev.: 3
Project No.: 2210620	Dwg No.: A112	

CADD File Name:

Printed By:

Plot Date:

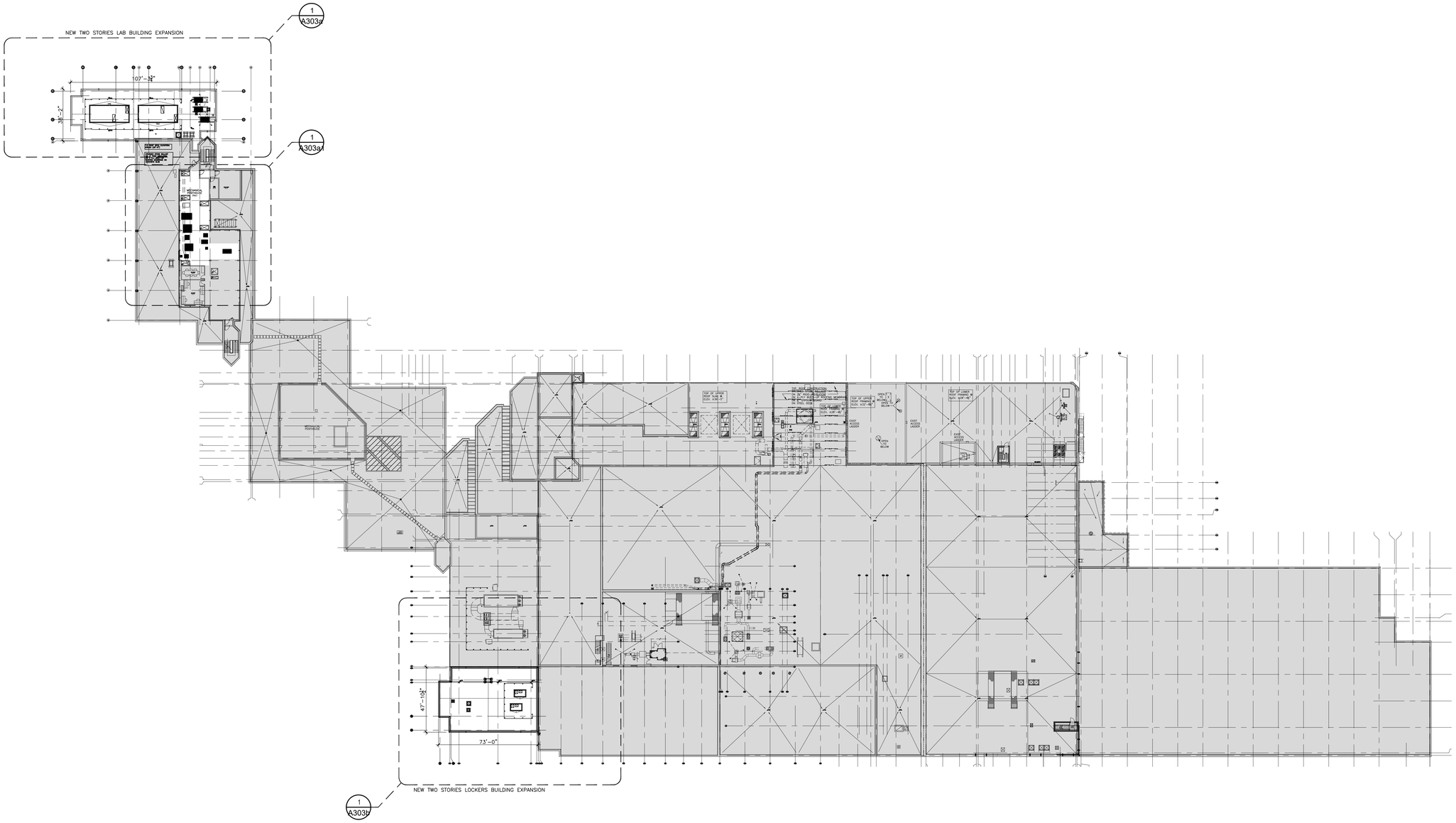

1 A113 NEW ROOF REFERENCE PLAN
1/32"=1'-0"

NOTES

These drawings are the property of, and shall not be used or reproduced without the consent of WBA Architects and Engineers Inc. The Contractor shall check and verify all dimensions and report all discrepancies to the Architect and/or Engineer.

PROJECT NORTH

TRUE NORTH

No.	Date	Issued	By:
Q	2022-09-16	ISSUED FOR PERMIT R1	WBA
R	2022-09-26	ISSUED FOR CCN #01	WBA
S	2023-07-24	ISSUED FOR REVISION TO PERMIT	WBA
L	2022-05-12	ISSUED FOR ADDENDUM #1	WBA
M	2022-05-17	ISSUED FOR SHOP DRAWING PREPARATION	WBA
N	2022-05-24	ISSUED FOR PERMIT	WBA
O	2022-05-26	ISSUED FOR ADDENDUM #03	WBA
P	2022-09-09	ISSUED FOR REV-2 SPA	WBA

KEY PLAN

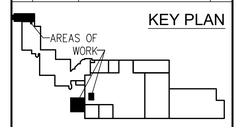

No.	Date	Revision	By:
1	2025-03-20	ISSUED FOR AS-BUILTS	WBA
0	2023-03-13	ISSUED FOR CONSTRUCTION	WBA

Professional Seal

Professional Seal

Consultant:

wba architects and engineers Inc.
3 - 530 Rowntree Dairy Road
Vaughan, Ontario L4L 8H2
tel: 905-851-0516
fax: 905-851-7148
e-mail: info@wbaae.com

Client:

ThermoFisher SCIENTIFIC
2100 SYNTEX COURT
MISSISSAUGA, ON L5N 7K9

Project Title:

NEW LABORATORY AND GMP LOCKERS EXPANSION

Drawing Title:

NEW ROOF FLOOR REFERENCE PLAN

CADD System: AUTOCAD 2021	Plot Scale: 1:1	Sheet Size: 30" x 42"
Drawn By: R.R./M.G	Date: SEP.2021	Drawing Scale: AS NOTED
Checked By: G.S.S	Date: SEP.2021	Rev.: 1
Project No.: 2210620	Dwg. No.: A113	

CADD File Name:

Plotted By:

Plot Date:

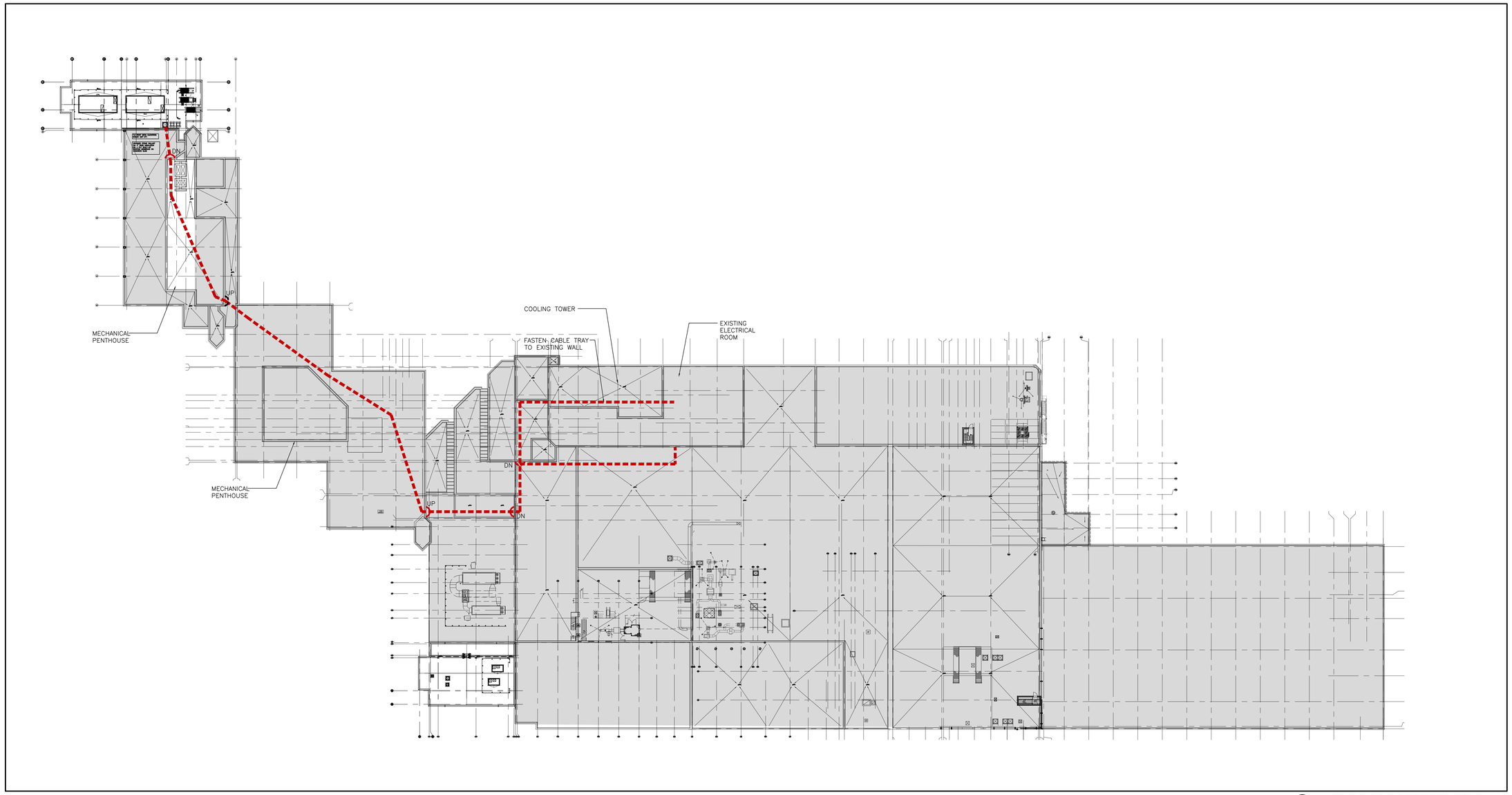

1 A114 NEW ROOF REFERENCE PLAN
1/32"=1'-0"

3 A114 WEST SIDE VIEW
1/32"=1'-0"

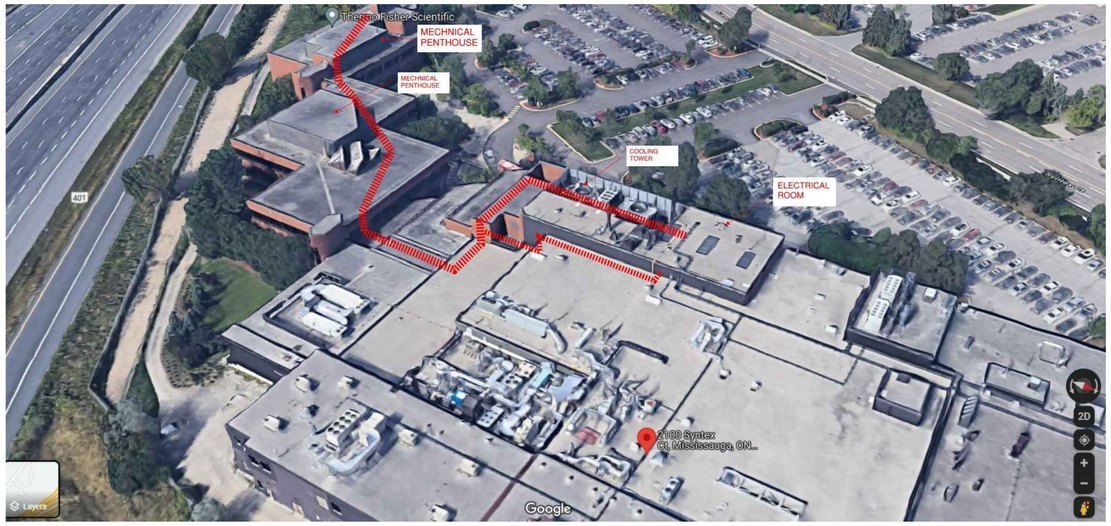

2 A114 EAST SIDE VIEW
1/32"=1'-0"

NOTES

These drawings are the property of, and shall not be used or reproduced without the consent of WBA Architects and Engineers Inc. The Contractor shall check and verify all dimensions and report all discrepancies to the Architect and/or Engineer.

No.	Date	Issued	By:
A	2022-06-01	ISSUED FOR REVIEW	WBA
B	2022-06-06	ISSUED FOR ADDENDUM# 05	WBA
C	2022-09-16	ISSUED FOR PERMIT R1	WBA
D	2022-09-26	ISSUED FOR CCN #01	WBA

No.	Date	Revision	By:
1	2023-03-20	ISSUED FOR AS-BUILTS	WBA
0	2023-03-13	ISSUED FOR CONSTRUCTION	WBA

Professional Seal

Professional Seal

Consultant:

wba architects and engineers Inc.
3 - 530 Rowntree Dairy Road
Vaughan, Ontario L4L 8H2
tel: 905 851 0516
fax: 905 851 7168
e-mail: info@wbaae.com

Client:

2100 SYNTEX COURT
MISSISSAUGA, ON L5N 7K9

Project Title:

NEW LABORATORY AND GMP LOCKERS EXPANSION

Drawing Title:

NEW UPPER ROOF FLOOR REFERENCE PLAN

CADD System : AUTOCAD 2021	Plot Scale: 1:1	Sheet Size: 30" x 42"
Drawn By: R.R./M.G	Date: SEP.2021	Drawing Scale: AS NOTED
Checked By: G.S.S	Date: SEP.2021	Rev.: 1
Project No.: 2210620	Dwg No.: A114	

CADD File Name:

Plotted By:

Plot Date:

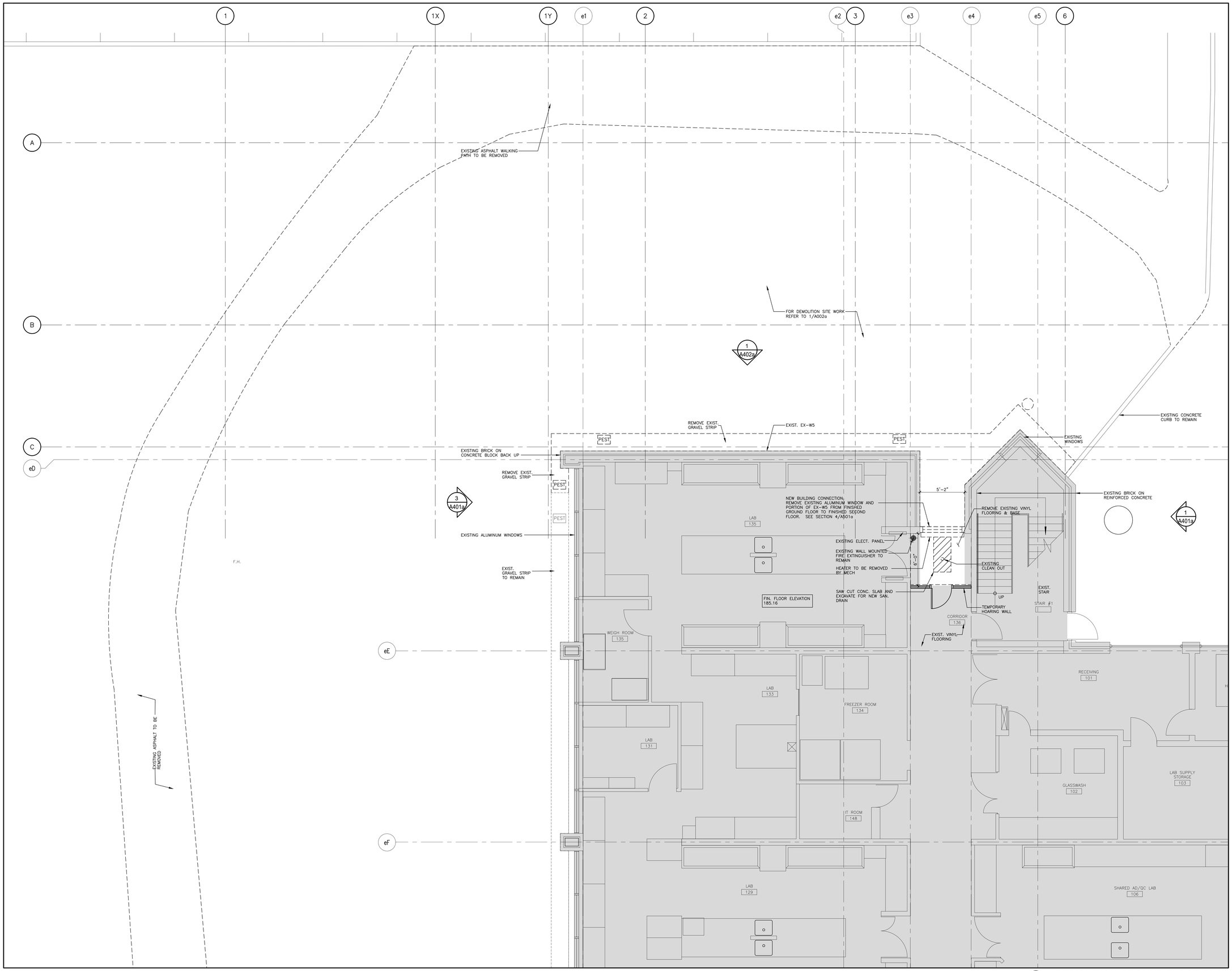

1 A201a DEMOLITION GROUND FLOOR PLAN
LAB EXPANSION
1/4"=1'-0"

NOTES

These drawings are the property of, and shall not be used or reproduced without the consent of WBA Architects and Engineers Inc. The Contractor shall check and verify all dimensions and report all discrepancies to the Architect and/or Engineer.

PROJECT NORTH | TRUE NORTH

No.	Date	Issued	By:
I	2022-04-18	ISSUED FOR 90% DESIGN REVIEW	WBA
J	2022-05-05	ISSUED FOR TENDER	WBA
K	2022-05-17	ISSUED FOR SHOP DRAWING PREPARATION	WBA
L	2022-05-24	ISSUED FOR PERMIT	WBA
F	2022-03-03	ISSUED FOR 30% DESIGN REVIEW	WBA
G	2022-03-24	ISSUED FOR 60% DESIGN REVIEW	WBA
H	2022-03-30	ISSUED FOR TENDER	WBA

KEY PLAN

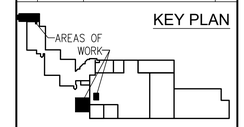

FLOOR PLAN LEGEND:

- EXISTING AREA TO REMAIN
- INTERIOR ALTERATION / NEW ADDITION
- EXISTING DOOR AND FRAME TO REMAIN
- EXISTING DOOR AND FRAME TO BE REMOVED
- EXISTING FIRE EXTINGUISHER IN RECESSED STAINLESS STEEL CABINET.

EXIST. EXT. WALL LEGEND

LAB EXPANSION

EX-W5 EXIST. EXTERIOR WALL SYSTEM
4" BRICK
1" AIR SPACE
2" RIGID INLSULATION ON
8" REINFORCED CONCRETE
1/2" DRYWALL ON FURRING

EX-W6 EXIST. EXTERIOR WALL SYSTEM
4" BRICK
1" AIR SPACE
2" RIGID INLSULATION ON
6" CONCRETE BLOCK

DEMOLITION LEGEND

1 TEMP. CONST. HOARDING FOR DEMOLITION AND NEW WALL/ CLNG. CONSTRUCTION; ⅝" PRE-FINISHED VINYL GYPSUM BOARD ON ONE SIDE OF 3⅝" METAL STUDS @ 24" O.C. (PRODUCTION SIDE) FROM FIN. FLOOR TO U/S OF EXISTING CEILING (DOUBLE SIDED TAPE TRACK TO FLOOR.) PROVIDE VINYL BASE

No.	Date	Revision	By:
1	2025-03-20	ISSUED FOR AS-BUILTS	WBA
0	2023-03-13	ISSUED FOR CONSTRUCTION	WBA

Professional Seal | Professional Seal

Consultant(s):
wba architects and engineers Inc.
3 - 330 Rowntree Dairy Road
Vaughan, Ontario L4L 8H2
tel: 905 851 0616
fax: 905 851 7148
e-mail: info@wbaae.com

Client:
ThermoFisher SCIENTIFIC
2100 SYNTEX COURT
MISSISSAUGA, ON L5N 7K9

Project Title:
NEW LABORATORY AND GMP LOCKERS EXPANSION

Drawing Title:
DEMOLITION GROUND FLOOR PLAN LAB EXPANSION

CADD System :	Plot Scale:	Sheet Size:
AUTOCAD 2021	1:1	30" x 42"
Drawn By: R.R./M.G	Date: SEP.2021	Drawing Scale: AS NOTED
Checked By: G.S.S	Date: SEP.2021	Rev.: 1
Project No.: 2210620	Dwg No.: A201a	

CADD File Name:
Plotted By:
Plot Date:

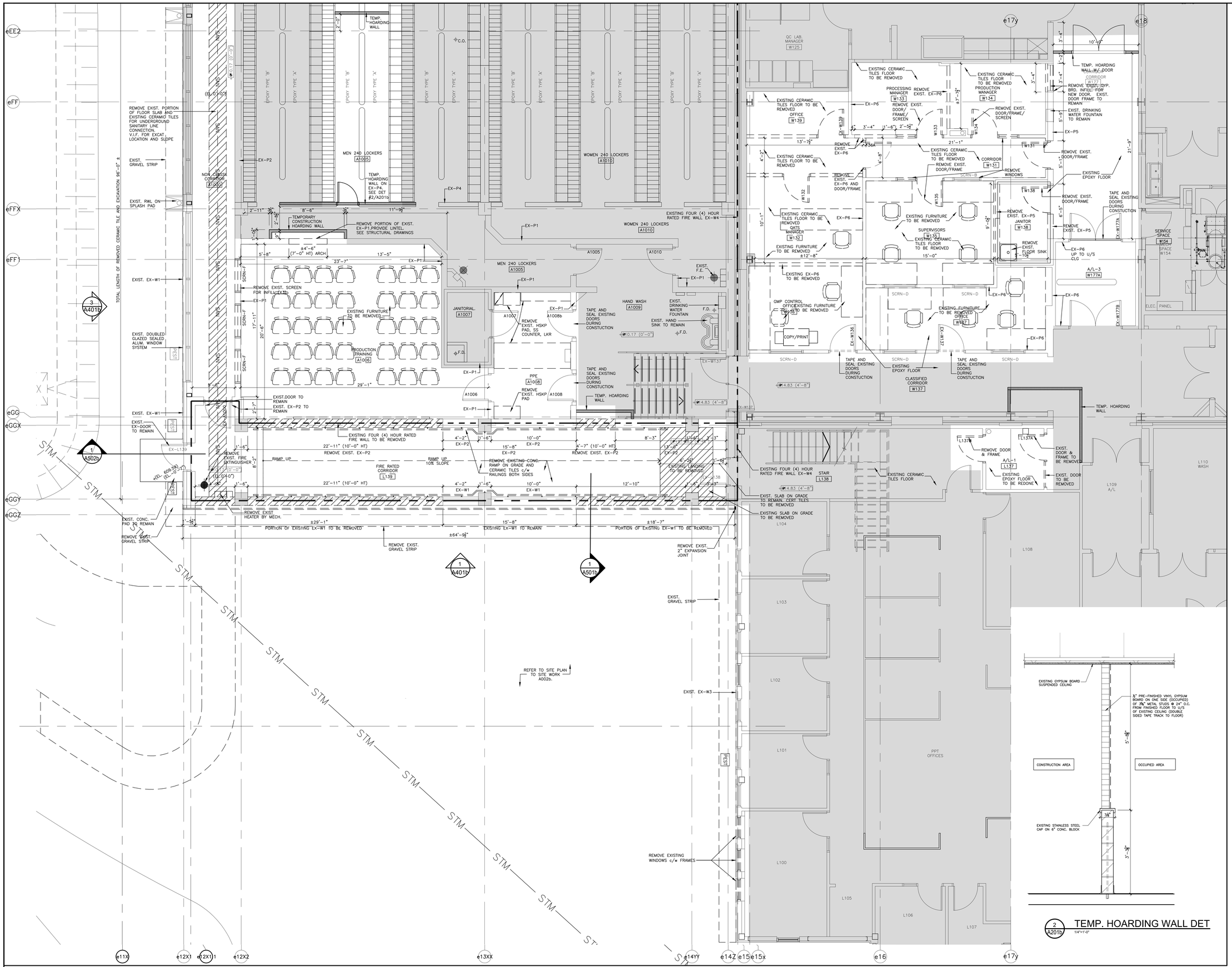

1 A201b DEMOLITION GROUND FLOOR PLAN
1/4"=1'-0"

2 A201b TEMP. HOARDING WALL DET
1/4"=1'-0"

NOTES

These drawings are the property of, and shall not be used or reproduced without the consent of WBA Architects and Engineers Inc. The Contractor shall check and verify all dimensions and report all discrepancies to the Architect and/or Engineer.

PROJECT NORTH | TRUE NORTH

No.	Date	Issued	By:
J	2022-05-05	ISSUED FOR TENDER	WBA
K	2022-01-31	REVISED NOTE DOOR L137B	WBA
L	2022-05-17	ISSUED FOR SHOP DRAWING PREPARATION	WBA
M	2022-05-24	ISSUED FOR PERMIT	WBA
N	2022-09-16	ISSUED FOR PERMIT R1	WBA
O	2022-10-25	ISSUED FOR PERMIT R2	WBA
P	2022-11-08	ISSUED FOR CCN# 03	WBA

KEY PLAN

AREAS OF WORK

FLOOR PLAN LEGEND:

- EXISTING AREA TO REMAIN
- INTERIOR ALTERATION / NEW ADDITION
- EXISTING DOOR AND FRAME TO REMAIN
- EXISTING DOOR AND FRAME TO BE REMOVED
- EXISTING FIRE EXTINGUISHER IN RECESSED STAINLESS STEEL CABINET.

EXIST. EXT. WALL LEGEND

EX-W1 EXIST. EXTERIOR TYPE 'A' WALL SYSTEM 1 ⅝" PRE-FINISHED METAL SIDING ON 4" GALVANIZED SUB-GIRTS W/ 4" SEMI RIGID INSULATIONS, 6 MIL VAPOUR BARRIER ON 1'-0" CONCRETE BLOCK WALL

EX-W2 EXIST. EXTERIOR TYPE ' B' WALL SYSTEM ½" GYPSUM BOARD ON 2- 3⅝" METAL STUD 2" METAL SIDING

EX-W3 EXIST. EXTERIOR WALL SYSTEM ½" GYPSUM BOARD ON 2-3⅝" METAL STUD 2" METAL SIDING

EX-W4 EXISTING FOUR (4) HOUR FIRE RATED WALL 12" LIGHT WEIGHT CONCRETE BLOCK 2" AIR SPACE METAL SIDING W/ AIR SPACE 2" RIGID INSULATION 8" CONC BLOCK

EX-P1 EXIST. 8" LIGHTWEIGHT CONC. BLK. UP TO 8" ABOVE FIN. CEILING

EX-P2 EXIST. 12" LIGHTWEIGHT CONC. BLK. UP TO U/S OF FLR/ROOF ABOVE

EX-P3 EXIST. REINFORCED POURED CONC.

EX-P4 EXIST. 42" HIGH. 6" CONC. BLK. WALL

EX-P5 EXIST. ⅝" GYPSUM BOARDON 2⅝" METAL STUDS ON CONC. BLK. OR REINF. CONC. WALL

EX-P6 EXIST. ⅝" GYPSUM BOARD ON BOTH SIDES OF 3⅝" METAL STUDS UP TO 4" ABOVE FIN. CEILING

DEMOLITION LEGEND

TEMP. CONST. HOARDING FOR DEMOLITION AND NEW WALL/ CLNG. CONSTRUCTION; ½" PRE-FINISHED VINYL GYPSUM BOARD ON ONE SIDE OF 3⅝" METAL STUDS @ 24" O.C. (PRODUCTION SIDE) FROM FIN. FLOOR TO U/S OF EXISTING CEILING (DOUBLE SIDED TAPE TRACK TO FLOOR.) PROVIDE VINYL BASE

No.	Date	Revision	By:
1	2025-03-20	ISSUED FOR AS-BUILTS	WBA
0	2023-03-13	ISSUED FOR CONSTRUCTION	WBA

Professional Seal | Professional Seal

Consultant:
wba architects and engineers Inc.
3 - 530 Rowntree Dairy Road
Vaughan, Ontario L4L 5W2
Voice: 905•851•0616
fax: 905•851•7148
e-mail: info@wbaae.com

Client:
ThermoFisher SCIENTIFIC
2100 SYNTEX COURT
MISSISSAUGA, ON L5N 7K9

Project Title:
NEW LABORATORY AND GMP LOCKERS EXPANSION

Drawing Title:
DEMOLITION GROUND FLOOR PLAN LOCKER EXPANSION

CADD System: AUTOCAD 2021	Plot Scale: 1:1	Sheet Size: 30" x 42"
Drawn By: R.R./M.G	Date: SEP.2021	Drawing Scale: AS NOTED
Checked By: G.S.S	Date: SEP.2021	Rev: 1
Project No.: 2210620	Dwg. No.: A201b	

CADD File Name:
Plotted By:
Plot Date:

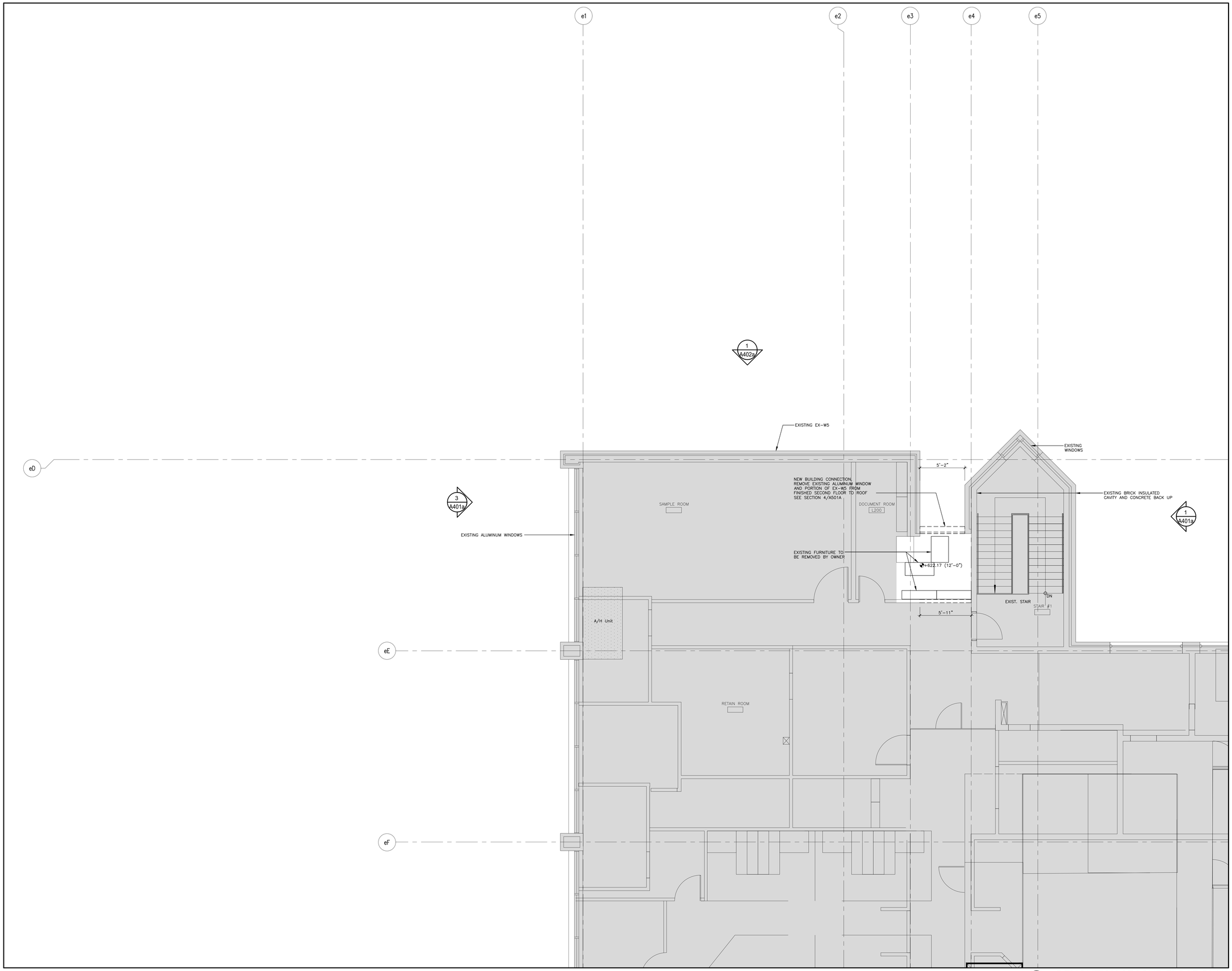

1 A202a DEMOLITION SECOND FLOOR PLAN
LAB EXPANSION
1/4"=1'-0"

NOTES

These drawings are the property of, and shall not be used or reproduced without the consent of WBA Architects and Engineers Inc. The Contractor shall check and verify all dimensions and report all discrepancies to the Architect and/or Engineer.

PROJECT NORTH

TRUE NORTH

No.	Date	Issued	By:
I	2022-04-18	ISSUED FOR 90% DESIGN REVIEW	WBA
J	2022-05-05	ISSUED FOR TENDER	WBA
K	2022-05-17	ISSUED FOR SHOP DRAWING PREPARATION	WBA
L	2022-05-24	ISSUED FOR PERMIT	WBA
F	2022-03-03	ISSUED FOR 30% DESIGN REVIEW	WBA
G	2022-03-24	ISSUED FOR 60% DESIGN REVIEW	WBA
H	2022-03-30	ISSUED FOR TENDER	WBA

KEY PLAN

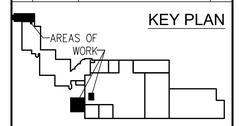

FLOOR PLAN LEGEND:

- EXISTING AREA TO REMAIN
- INTERIOR ALTERATION / NEW ADDITION
- EXISTING DOOR AND FRAME TO REMAIN
- EXISTING DOOR AND FRAME TO BE REMOVED
- EXISTING FIRE EXTINGUISHER IN RECESSED STAINLESS STEEL CABINET.

EXIST. EXT. WALL LEGEND

LAB EXPANSION

EX-W5 EXIST. EXTERIOR WALL SYSTEM
4" BRICK
1" AIR SPACE
2" RIGID INLSULATION ON
8" REINFORCED CONCRETE
1/2" DRYWALL ON FURRING

EX-W6 EXIST. EXTERIOR WALL SYSTEM
4" BRICK
1" AIR SPACE
2" RIGID INLSULATION ON
6" CONCRETE BLOCK

DEMOLITION LEGEND

1 TEMP. CONST. HOARDING FOR DEMOLITION AND NEW WALL/ CLNG. CONSTRUCTION; ⅜" PRE-FINISHED VINYL GYPSUM BOARD ON ONE SIDE OF 3⅝" METAL STUDS @ 24" O.C. (PRODUCTION SIDE) FROM FIN. FLOOR TO U/S OF EXISTING CEILING (DOUBLE SIDED TAPE TRACK TO FLOOR.) PROVIDE VINYL BASE

No.	Date	Revision	By:
1	2025-03-20	ISSUED FOR AS-BUILTS	WBA
0	2023-03-13	ISSUED FOR CONSTRUCTION	WBA

Professional Seal

Professional Seal

Consultant:

wba architects and engineers Inc.
3 - 530 Rowntree Dairy Road
Vaughan, Ontario L4L 5H2
tel: 905-851-0616
fax: 905-851-7148
e-mail: info@wbaae.com

Client:

ThermoFisher SCIENTIFIC
2100 SYNTEX COURT
MISSISSAUGA, ON L5N 7K9

Project Title:

NEW LABORATORY AND GMP LOCKERS EXPANSION

Drawing Title:

DEMOLITION SECOND FLOOR PLAN LAB EXPANSION

CADD System: AUTOCAD 2021	Plot Scale: 1:1	Sheet Size: 30" x 42"
Drawn By: R.R./M.G	Date: SEP.2021	Drawing Scale: AS NOTED
Checked By: G.S.S	Date: SEP.2021	Rev.: 1
Project No.: 2210620	Dwg. No.: A202a	

CADD File Name:

Plotted By:

Plot Date:

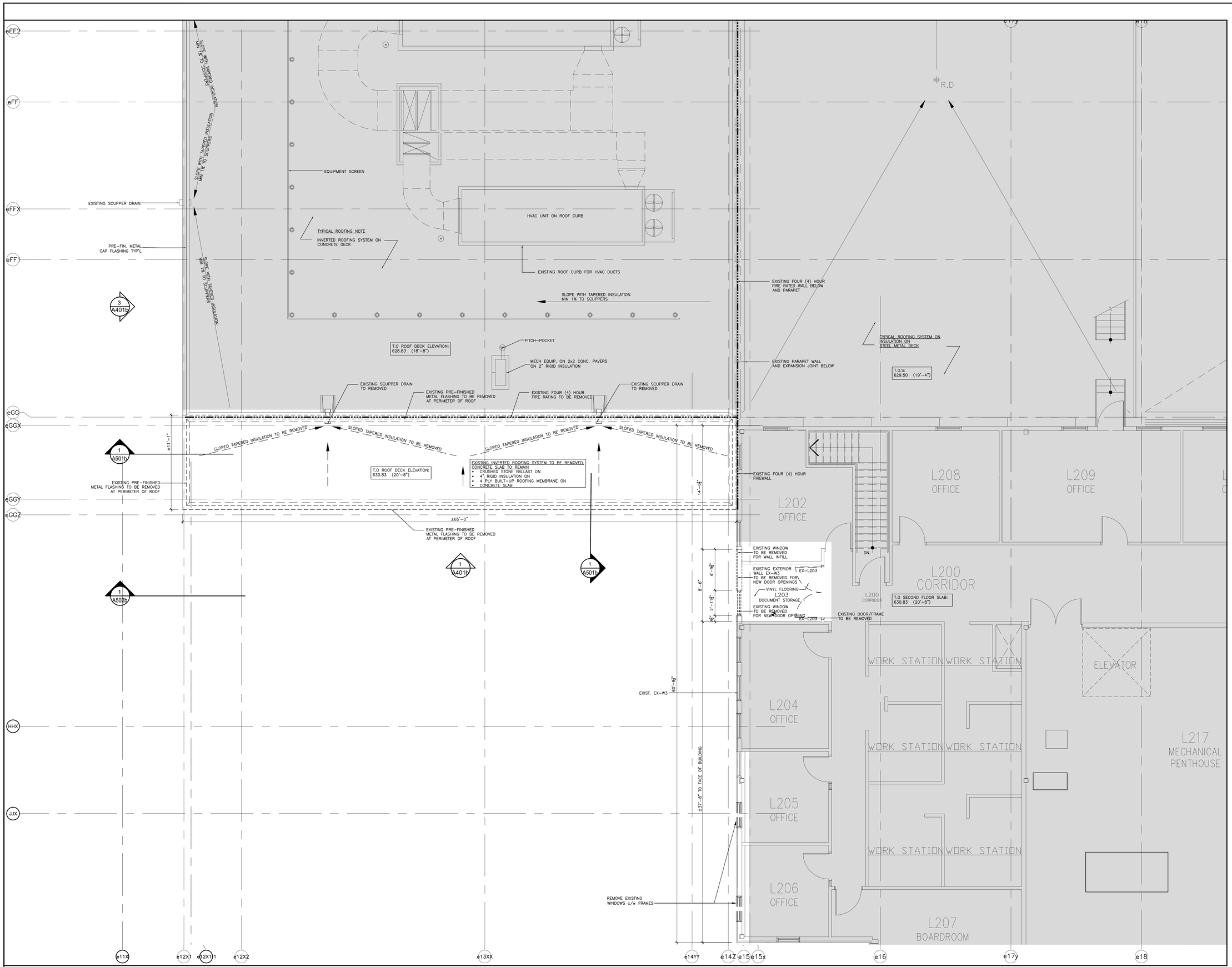

1 A201b DEMOLITION SECOND FLOOR PLAN
1/4"=1'-0"

NOTES

These drawings are the property of, and shall not be used or reproduced without the consent of WBA Architects and Engineers Inc. The Contractor shall check and verify all dimensions and report all discrepancies to the Architect and/or Engineer.

PROJECT NORTH | TRUE NORTH

No.	Date	Issued	By:
I	2022-04-18	ISSUED FOR 90% DESIGN REVIEW	WBA
J	2022-05-05	ISSUED FOR TENDER	WBA
K	2022-05-17	ISSUED FOR SHOP DRAWING PREPARATION	WBA
L	2022-05-24	ISSUED FOR PERMIT	WBA
M	2022-09-16	ISSUED FOR PERMIT R1	WBA
N	2022-10-25	ISSUED FOR PERMIT R2	WBA
O	2022-11-08	ISSUED FOR CCN# 03	WBA

KEY PLAN

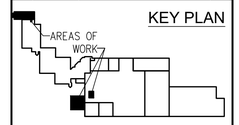

FLOOR PLAN LEGEND:

- EXISTING AREA TO REMAIN
- INTERIOR ALTERATION / NEW ADDITION
- EXISTING DOOR AND FRAME TO REMAIN
- EXISTING DOOR AND FRAME TO BE REMOVED
- EXISTING FIRE EXTINGUISHER IN RECESSED STAINLESS STEEL CABINET.

EXIST. EXT. WALL LEGEND

EX-W1	EXIST. EXTERIOR TYPE 'A' WALL SYSTEM 1 ½" PRE-FINISHED METAL SIDING ON 4" GALVANIZED SUB-GIRTS W/ 4" SEMI RIGID INSULATIONS, 6 MIL VAPOUR BARRIER ON 1'-0" CONCRETE BLOCK WALL
EX-W2	EXIST. EXTERIOR TYPE ' B' WALL SYSTEM ½" GYPSUM BOARD ON 2- 3⅝" METAL STUD 2" METAL SIDING
EX-W3	EXIST. EXTERIOR WALL SYSTEM ½" GYPSUM BOARD ON 2-3⅝" METAL STUD 2" METAL SIDING
EX-W4	EXISTING FOUR (4) HOUR FIRE RATED WALL 12" LIGHT WEIGHT CONCRETE BLOCK 2" AIR SPACE METAL SIDING W/ AIR SPACE 2" RIGID INSULATION 8" CONC BLOCK
EX-P1	EXIST. 8" LIGHTWEIGHT CONC. BLK. UP TO 8" ABOVE FIN. CEILING
EX-P2	EXIST. 12" LIGHTWEIGHT CONC. BLK. UP TO U/S OF FLR/ROOF ABOVE
EX-P3	EXIST. REINFORCED POURED CONC.
EX-P4	EXIST. 42" HIGH. 6" CONC. BLK. WALL
EX-P5	EXIST. ½" GYPSUM BOARDON 2⅝" METAL STUDS ON CONC. BLK. OR REINF. CONC. WALL
EX-P6	EXIST. ½" GYPSUM BOARD ON BOTH SIDES OF 3⅝" METAL STUDS UP TO 4" ABOVE FIN. CEILING

No.	Date	Revision	By:
1	2023-03-20	ISSUED FOR AS-BUILTS	WBA
0	2023-03-13	ISSUED FOR CONSTRUCTION	WBA

Professional Seal | Professional Seal

Consultant:
wba architects and engineers Inc.
3 - 530 Rowntree Dairy Road
Vaughan, Ontario L4L 5W2
t.e.l: 905•851•0616
fax: 905•851•7146
e-mail: info@wbaae.com

Client:
ThermoFisher SCIENTIFIC
2100 SYNTEX COURT
MISSISSAUGA, ON L5N 7K9

Project Title:
NEW LABORATORY AND GMP LOCKERS EXPANSION

Drawing Title:
DEMOLITION SECOND FLOOR PLAN LOCKER EXPANSION

CADD System: AUTOCAD 2021	Plot Scale: 1:1	Sheet Size: 30" x 42"
Drawn By: R.R./M.G	Date: SEP.2021	Drawing Scale: AS NOTED
Checked By: G.S.S	Date: SEP.2021	Rev: 1
Project No.: 2210620	Dwg No.: A202b	

CADD File Name:
Plotted By:
Plot Date:

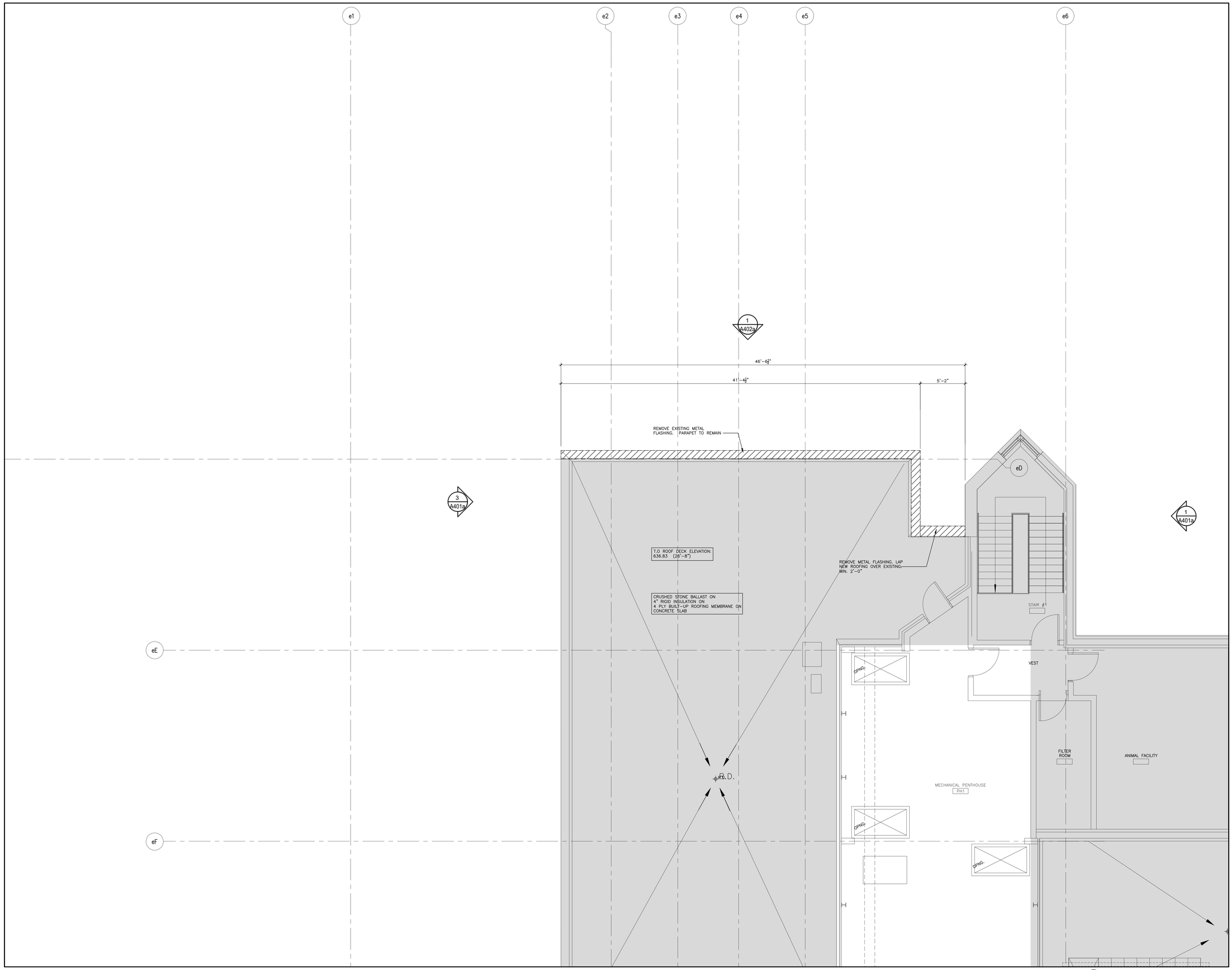

1 A203a DEMOLITION ROOF PLAN LAB EXPANSION
1/4"=1'-0"

NOTES

These drawings are the property of, and shall not be used or reproduced without the consent of WBA Architects and Engineers Inc. The Contractor shall check and verify all dimensions and report all discrepancies to the Architect and/or Engineer.

PROJECT NORTH

TRUE NORTH

No.	Date	Issued	By:
I	2022-04-18	ISSUED FOR 90% DESIGN REVIEW	WBA
J	2022-05-05	ISSUED FOR TENDER	WBA
K	2022-05-17	ISSUED FOR SHOP DRAWING PREPARATION	WBA
L	2022-05-24	ISSUED FOR PERMIT	WBA
F	2022-03-03	ISSUED FOR 30% DESIGN REVIEW	WBA
G	2022-03-24	ISSUED FOR 60% DESIGN REVIEW	WBA
H	2022-03-30	ISSUED FOR TENDER	WBA

KEY PLAN

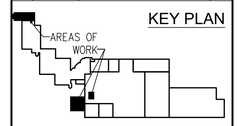

FLOOR PLAN LEGEND:

- EXISTING AREA TO REMAIN
- INTERIOR ALTERATION / NEW ADDITION
- EXISTING DOOR AND FRAME TO REMAIN
- EXISTING DOOR AND FRAME TO BE REMOVED
- EXISTING FIRE EXTINGUISHER IN RECESSED STAINLESS STEEL CABINET.

EXIST. EXT. WALL LEGEND

LAB EXPANSION

EX-W5 EXIST. EXTERIOR WALL SYSTEM
4" BRICK
1" AIR SPACE
2" RIGID INLSULATION ON
8" REINFORCED CONCRETE
1/2" DRYWALL ON FURRING

EX-W6 EXIST. EXTERIOR WALL SYSTEM
4" BRICK
1" AIR SPACE
2" RIGID INLSULATION ON
6" CONCRETE BLOCK

DEMOLITION LEGEND

1 TEMP. CONST. HOARDING FOR DEMOLITION AND NEW WALL/ CLNG. CONSTRUCTION; ⅜" PRE-FINISHED VINYL GYPSUM BOARD ON ONE SIDE OF 3⅝" METAL STUDS @ 24" O.C. (PRODUCTION SIDE) FROM FIN. FLOOR TO U/S OF EXISTING CEILING (DOUBLE SIDED TAPE TRACK TO FLOOR.) PROVIDE VINYL BASE

No.	Date	Revision	By:
1	2025-03-20	ISSUED FOR AS-BUILTS	WBA
0	2023-03-13	ISSUED FOR CONSTRUCTION	WBA

Professional Seal

Professional Seal

Consultant:

wba architects and engineers Inc.
3 - 530 Rowntree Dairy Road
Vaughan, Ontario L4L 8H2
tel: 905 851 0816
fax: 905 851 7148
e-mail: info@wbaae.com

Client:

ThermoFisher SCIENTIFIC
2100 SYNTEX COURT
MISSISSAUGA, ON L5N 7K9

Project Title:

NEW LABORATORY AND GMP LOCKERS EXPANSION

Drawing Title:

DEMOLITION ROOF PLAN LAB EXPANSION

CADD System: AUTOCAD 2021	Plot Scale: 1:1	Sheet Size: 30" x 42"
Drawn By: R.R./M.G	Date: SEP.2021	Drawing Scale: AS NOTED
Checked By: G.S.S	Date: SEP.2021	Rev.: 1
Project No.: 2210620	Dwg. No.: A203a	

CADD File Name:

Plotted By:

Plot Date:

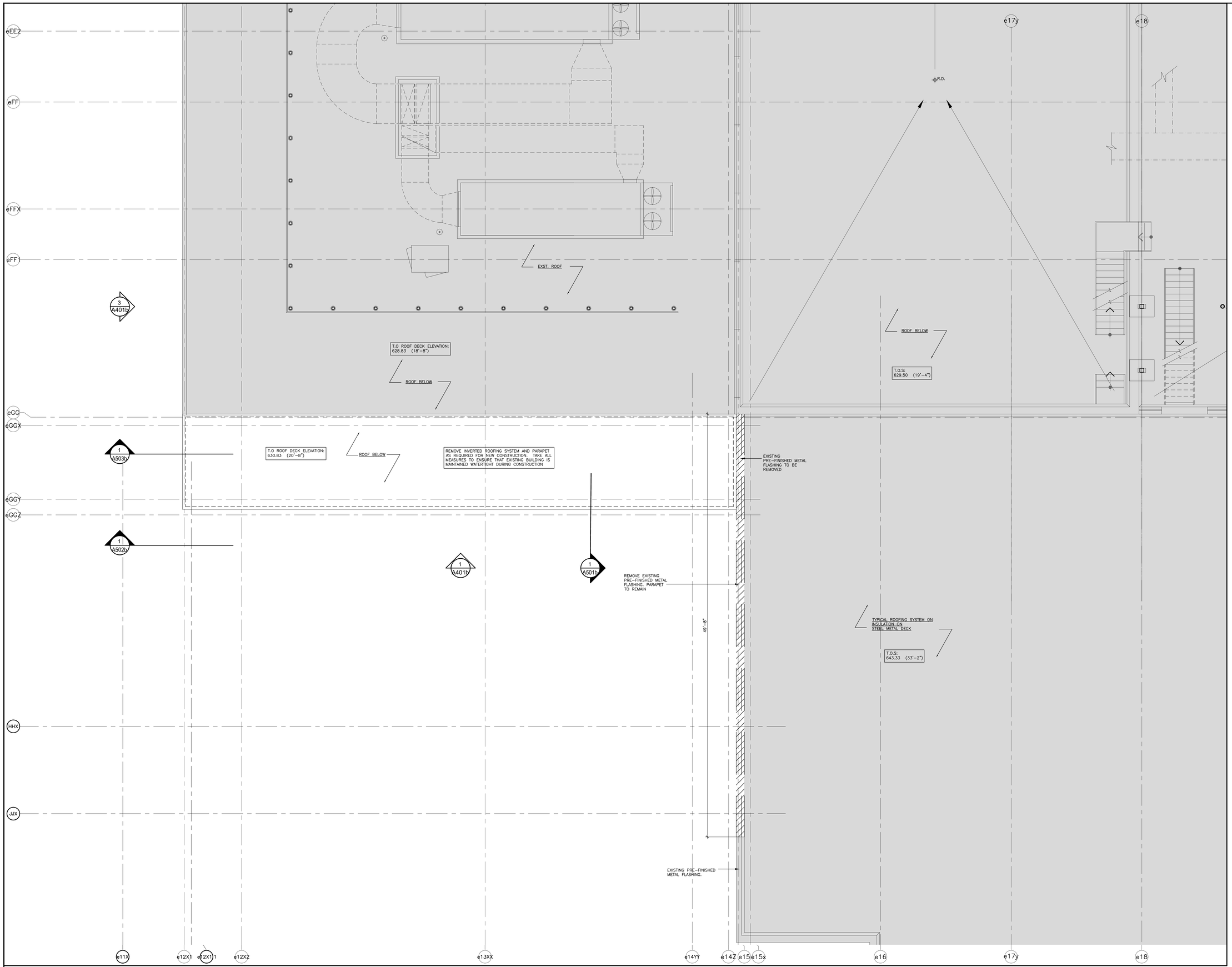

1 A203b DEMOLITION ROOF PLAN (LOCKERS)
1/4"=1'-0"

NOTES

These drawings are the property of, and shall not be used or reproduced without the consent of WBA Architects and Engineers Inc. The Contractor shall check and verify all dimensions and report all discrepancies to the Architect and/or Engineer.

PROJECT NORTH | TRUE NORTH

No.	Date	Issued	By:
I	2022-04-18	ISSUED FOR 90% DESIGN REVIEW	WBA
J	2022-05-05	ISSUED FOR TENDER	WBA
K	2022-05-17	ISSUED FOR SHOP DRAWING PREPARATION	WBA
L	2022-05-24	ISSUED FOR PERMIT	WBA
M	2022-09-16	ISSUED FOR PERMIT R1	WBA
N	2022-10-03	ISSUED FOR PERMIT R2	WBA
O	2022-11-08	ISSUED FOR CCN# 03	WBA

KEY PLAN

AREAS OF WORK

FLOOR PLAN LEGEND:

EXISTING AREA TO REMAIN

INTERIOR ALTERATION / NEW ADDITION

No.	Date	Revision	By:
1	2023-03-20	ISSUED FOR AS-BUILTS	WBA
0	2023-03-13	ISSUED FOR CONSTRUCTION	WBA

Professional Seal

Professional Seal

Consultant:

wba architects and engineers Inc.
3 - 530 Rowntree Dairy Road
Vaughan, Ontario L4L 5W2
905 851 0616
fax: 905 851 7146
e-mail: info@wbaae.com

Client:

ThermoFisher SCIENTIFIC
2100 SYNTEX COURT
MISSISSAUGA, ON L5N 7K9

Project Title:

NEW LABORATORY AND GMP LOCKERS EXPANSION

Drawing Title:

DEMOLITION ROOF PLAN LOCKER EXPANSION

CADD System: AUTOCAD 2021	Plot Scale: 1:1	Sheet Size: 30" x 42"
Drawn By: R.R./M.G	Date: SEP.2021	Drawing Scale: AS NOTED
Checked By: G.S.S	Date: SEP.2021	Rev.: 1
Project No.: 2210620	Dwg No.: A203b	

CADD File Name:

Plotted By:

Plot Date:

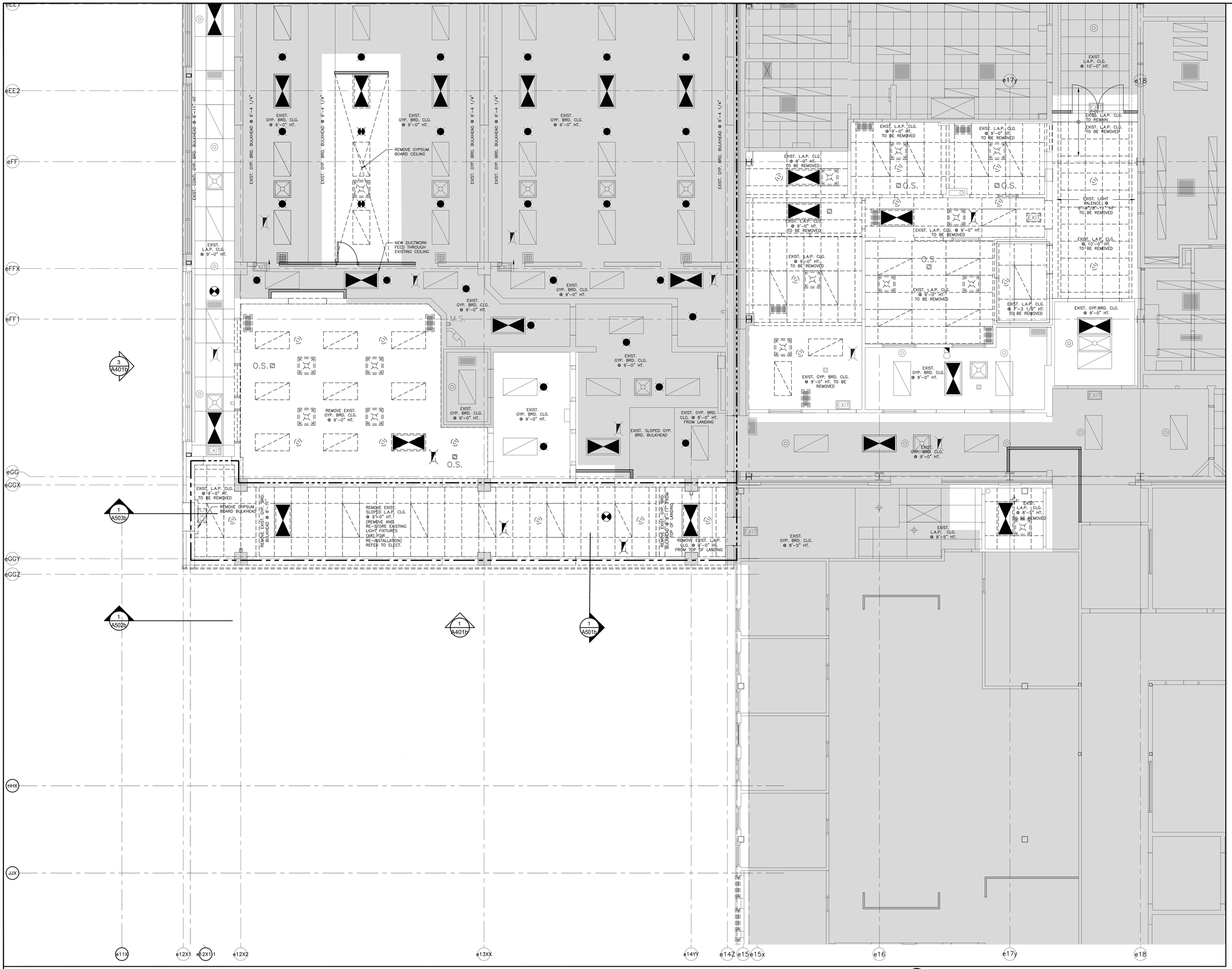

1 A211b DEMOLITION GROUND FLOOR REFLECTED CEILING PLAN
1/4"=1'-0"

NOTES

These drawings are the property of, and shall not be used or reproduced without the consent of WBA Architects and Engineers Inc. The Contractor shall check and verify all dimensions and report all discrepancies to the Architect and/or Engineer.

PROJECT NORTH | TRUE NORTH

No.	Date	Issued	By:
I	2022-05-05	ISSUED FOR TENDER	WBA
J	2022-05-24	ISSUED FOR PERMIT	WBA
K	2022-02-26	ISSUED FOR ADDENDUM #03	WBA
E	2022-02-17	ISSUED FOR PRE SCREEN REVIEW	WBA
F	2022-03-03	ISSUED FOR 30% DESIGN REVIEW	WBA
G	2022-03-24	ISSUED FOR 60% DESIGN REVIEW	WBA
H	2022-04-18	ISSUED FOR 90% DESIGN REVIEW	WBA

KEY PLAN

AREAS OF WORK

FLOOR PLAN LEGEND:

- EXISTING AREA TO REMAIN
- INTERIOR ALTERATION / NEW ADDITION

EXISTING CEILING LEGEND

- EXISTING GYPSUM BOARD CEILING TO REMAIN
- EXISTING 2x4 LIGHT FIXTURE TO REMAIN
- EXISTING 1x4 LIGHT FIXTURE TO REMAIN
- EXISTING 2x2 LIGHT FIXTURE TO REMAIN
- EXISTING POT LIGHT FIXTURE TO REMAIN
- EXISTING 2x4 HEPA FILTER TO REMAIN
- EXISTING 2x2 DIFFUSER TO REMAIN
- EXISTING DIFFUSER TO REMAIN
- EXISTING RETURN AIR GRILL TO REMAIN
- EXISTING EXIT SIGN TO REMAIN
- EXISTING SPRINKLER HEAD TO REMAIN
- EXISTING FIRE ALARM SPEAKER TO REMAIN
- EXISTING COMBINATION FIRE ALARM AND PUBLIC ADDRESS SPEAKER TO REMAIN

DEMOLITION CEILING LEGEND

- EXISTING CEMENT BOARD CEILING TO BE REMOVED
- EXISTING 2x4 LIGHT FIXTURE TO BE REMOVED
- EXISTING 1x4 LIGHT FIXTURE TO REMAIN
- EXISTING MECHANICAL FIXTURE TO BE REMOVED
- EXISTING SPRINKLER HEAD TO BE REMOVED
- EXISTING CEMENT BOARD CEILING TO REMAIN
- EXISTING 2x4 LIGHT FIXTURE TO REMAIN
- EXISTING 1x4 LIGHT FIXTURE TO REMAIN
- EXISTING MECHANICAL FIXTURE TO REMAIN
- EXISTING DIFFUSER TO REMAIN
- EXISTING RETURN AIR GRILL TO REMAIN
- EXISTING EXIT SIGN TO REMAIN
- EXISTING SPRINKLER HEAD TO REMAIN
- EXISTING FIRE ALARM SPEAKER TO REMAIN
- EXISTING COMBINATION FIRE ALARM AND PUBLIC ADDRESS SPEAKER TO REMAIN

NOTE: ELECTRICAL & MECHANICAL ITEMS ARE SHOWN FOR GENERAL REFERENCE ONLY. REFER TO THE RELATED DIVISION FOR FULL EXTEND OF WORK

No.	Date	Revision	By:
1	2025-03-20	ISSUED FOR AS-BUILTS	WBA
0	2023-03-13	ISSUED FOR CONSTRUCTION	WBA

Professional Seal

Professional Seal

Consultant:
wba architects and engineers Inc.
3 - 530 Rowntree Dairy Road
Vaughan, Ontario L4L 8H2
tel: 905-851-0616
fax: 905-851-7148
e-mail: info@wbaae.com

Client:
ThermoFisher SCIENTIFIC
2100 SYNTEX COURT
MISSISSAUGA, ON L5N 7K9

Project Title:
NEW LABORATORY AND GMP LOCKERS EXPANSION

Drawing Title:
DEMOLITION GROUND FLOOR REFLECTED CEILING PLAN LOCKER EXPANSION

CADD System: AUTOCAD 2021	Plot Scale: 1:1	Sheet Size: 30" x 42"
Drawn By: R.R. / M.K.	Date: SEP./2021	Drawing Scale: AS NOTED
Checked By: G.S.S	Date: SEP./2021	Rev: 1
Project No.: 2210620	Dwg No.: A211b	

CADD File Name:

Plotted By:

Plot Date:

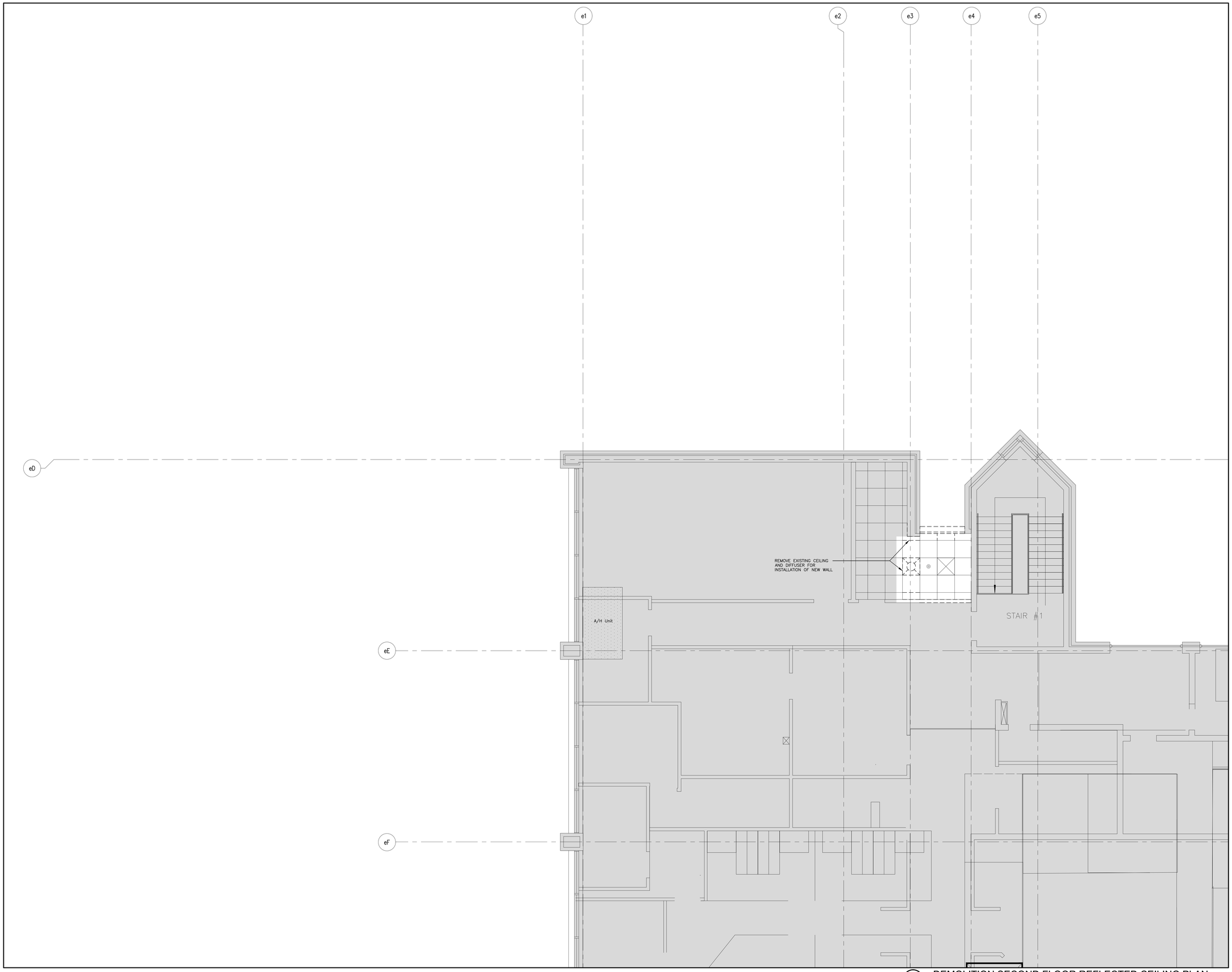

1 A212a DEMOLITION SECOND FLOOR REFLECTED CEILING PLAN
1/4"=1'-0"

NOTES

These drawings are the property of, and shall not be used or reproduced without the consent of WBA Architects and Engineers Inc. The Contractor shall check and verify all dimensions and report all discrepancies to the Architect and/or Engineer.

PROJECT NORTH

TRUE NORTH

No.	Date	Issued	By:
A	2022-05-05	ISSUED FOR TENDER	WBA
B	2022-05-24	ISSUED FOR PERMIT	WBA

KEY PLAN

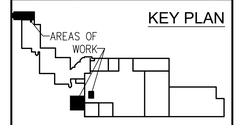

FLOOR PLAN LEGEND:

- EXISTING AREA TO REMAIN
- INTERIOR ALTERATION / NEW ADDITION

EXISTING CEILING LEGEND

- EXISTING GYPSUM BOARD CEILING TO REMAIN
- EXISTING 2x4 LIGHT FIXTURE TO REMAIN
- EXISTING 1x4 LIGHT FIXTURE TO REMAIN
- EXISTING 2x2 LIGHT FIXTURE TO REMAIN
- EXISTING POT LIGHT FIXTURE TO REMAIN
- EXISTING 2x4 HEPA FILTER TO REMAIN
- EXISTING 2x2 DIFFUSER TO REMAIN
- EXISTING DIFFUSER TO REMAIN
- EXISTING RETURN AIR GRILL TO REMAIN
- EXISTING EXIT SIGN TO REMAIN
- EXISTING SPRINKLER HEAD TO REMAIN
- EXISTING FIRE ALARM SPEAKER TO REMAIN
- EXISTING COMBINATION FIRE ALARM AND PUBLIC ADDRESS SPEAKER TO REMAIN

DEMOLITION CEILING LEGEND

- EXISTING CEMENT BOARD CEILING TO BE REMOVED
- EXISTING 2x4 LIGHT FIXTURE TO BE REMOVED
- EXISTING 1x4 LIGHT FIXTURE TO REMAIN
- EXISTING MECHANICAL FIXTURE TO BE REMOVED
- EXISTING SPRINKLER HEAD TO BE REMOVED
- EXISTING CEMENT BOARD CEILING TO REMAIN
- EXISTING 2x4 LIGHT FIXTURE TO REMAIN
- EXISTING 1x4 LIGHT FIXTURE TO REMAIN
- EXISTING MECHANICAL FIXTURE TO REMAIN
- EXISTING DIFFUSER TO REMAIN
- EXISTING RETURN AIR GRILL TO REMAIN
- EXISTING EXIT SIGN TO REMAIN
- EXISTING SPRINKLER HEAD TO REMAIN
- EXISTING FIRE ALARM SPEAKER TO REMAIN
- EXISTING COMBINATION FIRE ALARM AND PUBLIC ADDRESS SPEAKER TO REMAIN

NOTE: ELECTRICAL & MECHANICAL ITEMS ARE SHOWN FOR GENERAL REFERENCE ONLY. REFER TO THE RELATED DIVISION FOR FULL EXTEND OF WORK

No.	Date	Revision	By:
1	2025-03-20	ISSUED FOR AS-BUILTS	WBA
0	2023-03-13	ISSUED FOR CONSTRUCTION	WBA

Professional Seal

Professional Seal

Consultant:

wba architects and engineers Inc.
3 - 530 Rowntree Dairy Road
Vaughan, Ontario L4L 8H2
tel: 905-851-0816
fax: 905-851-7148
e-mail: info@wbaae.com

Client:

ThermoFisher SCIENTIFIC
2100 SYNTEX COURT
MISSISSAUGA, ON L5N 7K9

Project Title:

NEW LABORATORY AND GMP LOCKERS EXPANSION

Drawing Title:

DEMOLITION SECOND FLOOR REFLECTED CEILING PLAN LAB EXPANSION

CADD System: AUTOCAD 2021	Plot Scale: 1:1	Sheet Size: 30" x 42"
Drawn By: R.R. / M.K.	Date: SEP./2021	Drawing Scale: AS NOTED
Checked By: G.S.S	Date: SEP./2021	Rev.: 1
Project No.: 2210620	Dwg. No.: A212a	

CADD File Name:

Plotted By:

Plot Date:

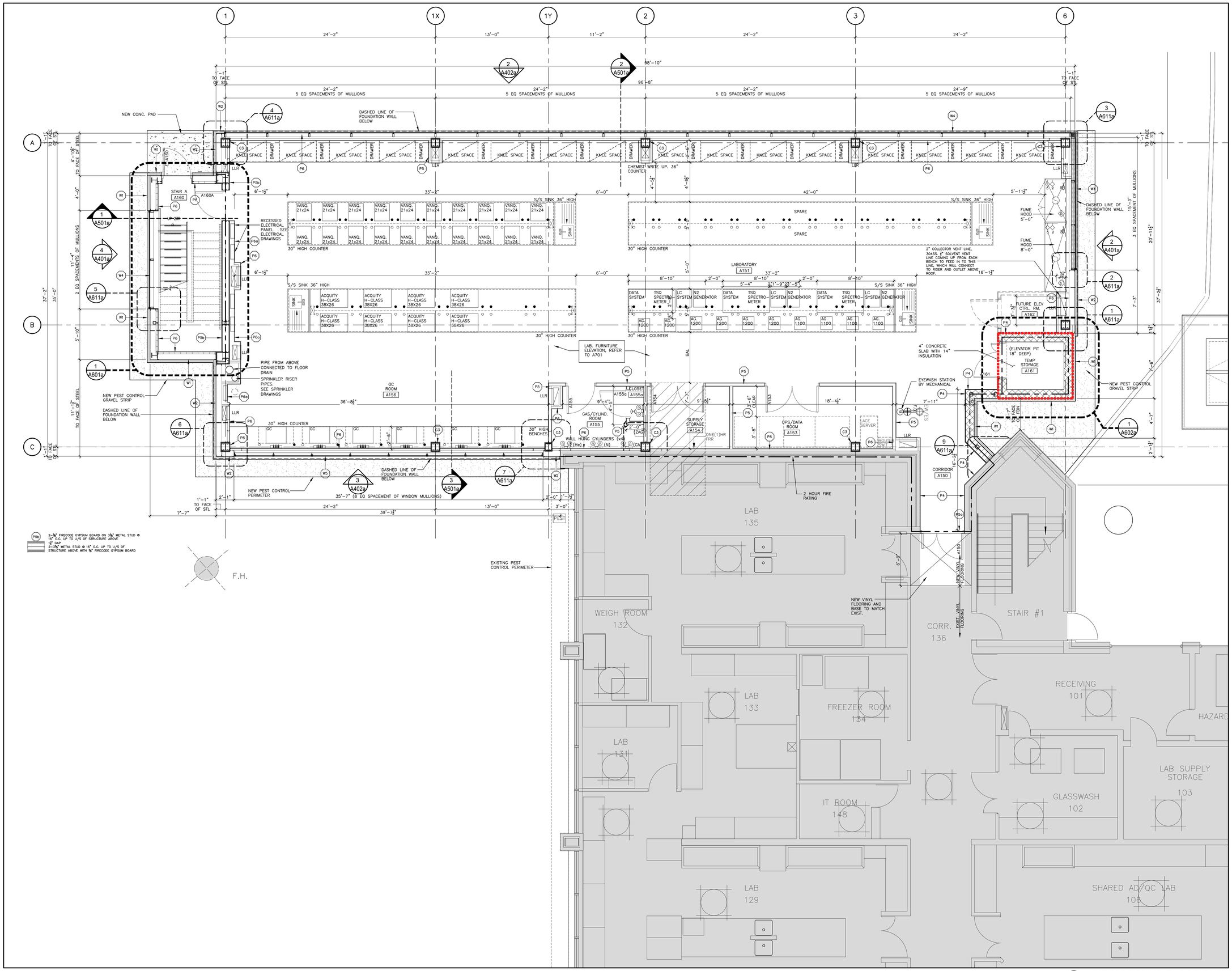

1 A301a NEW GROUND FLOOR PLAN LAB EXPANSION 1/4"=1'-0"

NOTES

These drawings are the property of, and shall not be used or reproduced without the consent of WBA Architects and Engineers Inc. The Contractor shall check and verify all dimensions and report all discrepancies to the Architect and/or Engineer.

PROJECT NORTH | TRUE NORTH

No.	Date	Issued	By.
Q	2022-09-16	ISSUED FOR PERMIT R1	WBA
R	2022-09-26	ISSUED FOR CCN #01	WBA
S	2022-11-08	ISSUED FOR CCN# 03	WBA
T	2023-07-24	ISSUED FOR REVISION TO PERMIT	WBA
M	2022-05-18	ISSUED FOR ADDENDUM# 02	WBA
N	2022-05-24	ISSUED FOR PERMIT	WBA
O	2022-05-26	ISSUED FOR ADDENDUM #03	WBA
P	2022-09-09	ISSUED FOR REV-1 SPA	WBA

KEY PLAN

AREAS OF WORK

WALL LEGEND

- W1 — PRE-FINISHED 4" INSULATED METAL PANELS ON GALVANIZED SUB-GIRTS ON 12" CONC. BLOCK (TYPE 'B' SEE SPECS)
- W2 — PRE-FINISHED 4" INSULATED METAL PANELS ON 8" STRUCTURAL STEEL FRAME. METAL STUD 2⅝" @ 16" o.c. INTERIOR FRAMING WITH ⅝" GYPSUM BOARD FINISH (TYPE 'A' SEE SPECS)
- W3 — NEW 4 HR FIREWALL 12" LIGHTWEIGHT CONCRETE BLOCK, PARAPET MINIMUM 3'-0" ABOVE ROOF, 1" SPACE, EXISTING METAL SIDING, WINDOWS TO REMAIN AND ENCLOSED, EXISTING INTERIOR PARTITIONS TO REMAIN
- W4 — CURTAIN WALL THERMALLY BROKEN ALUMINUM FRAME DOUBLE GLAZED TINTED 5" INSULATION R=20.85 GALVANIZED METAL LINER WITH INTERIOR PARTITION ⅝" GYPSUM BOARD ON 2½" @ 16" O.C. METAL STUDS
- W5 — ALUMINUM WINDOW THERMALLY BROKEN ALUMINUM FRAME DOUBLE GLAZED TINTED
- P1 — EXISTING INTERIOR CONCRETE BLOCK PARTITION
- P2 — INFILL
- P3 — 4" LIGHTWEIGHT CONC. BLOCK UP TO MIN. 4" ABOVE FINISHED CEILING
- P3a — 12" CONC. BLOCK FIRE WALL 4 HR FIRE RATING
- P4 — ⅝" GYPSUM BOARD LAMINATED ON NEW CONCRETE BLOCK OR ON EXISTING BRICK FACE UP TO MIN. 4" ABOVE FINISHED CEILING
- P5 — ⅝" GYPSUM BOARD ON BOTH SIDE OF 3⅝" METAL STUD @ 16" O.C. UP TO MIN. 4" ABOVE FINISHED CEILING
- P5a — ⅝" FIRECODE GYPSUM BOARD ON 3⅝" METAL STUD @ 16" O.C. UP TO U/S OF STRUCTURE ABOVE 1" GAP 3⅝" METAL STUD @ 16" O.C. UP TO U/S OF STRUCTURE ABOVE WITH ⅝" FIRECODE GYPSUM BOARD TOTAL 5⅝"
- P6 — ⅝" GYPSUM BOARD ON ONE SIDE ONLY OF 3⅝" METAL STUD @ 16" O.C. UP TO MIN. 4" ABOVE FINISHED CEILING
- P6a — ⅝" GYPSUM BOARD ON ONE SIDE ONLY OF 6" METAL STUD @ 16" O.C. UP TO MIN. 4" ABOVE FINISHED CEILING
- P6b — ⅝" GYPSUM BOARD ON ONE SIDE ONLY OF 3⅝" METAL STUD @ 16" O.C. UP TO MIN. 4" ABOVE FINISHED CEILING
- P7 — ALUMINUM GLAZED PARTITION UP TO U/S OF CEILING
- P8 — ⅝" FIBERROC PANEL ON BOTH SIDE OF 3⅝" METAL STUD @ 16" O.C. UP TO MIN. 4" ABOVE FINISHED CEILING
- P9 — 1HR FIRE RATED SHAFT WALL ULC #V473 1" GYPSUM LINER ON "C-T" SHAPED STEEL STUD 3⅝" @ 24"OC. ON ⅝" FIRECODE GYPSUM BOARD UP TO U/S STRUCT.
- P10 — ⅝" CEMENT BOARD ON ONE OR BOTH WET SIDE(S) OF ROOM ON 3⅝" 20 GAUGE METAL STUDS @ 16" o/c WITH ⅝" GYPSUM BOARD ON DRY SIDE UP TO 4" ABOVE CEILING
- C2 — 1HR FIRE RATING TO STEEL COLUMN ⅝" FIRECODE GYPSUM BOARD ULC# X528 UP TO 10'-0" HT AND SPRAY FIREPROOFING ULC# X701 FROM 10'-0" UP TO U/S OF FLOOR DECK
- C3 — 2HR FIRE RATING TO STEEL COLUMN 2 LAYETS OF ⅝" FIRECODE GYPSUM BOARD ULC# Z503 UP TO 10'-0" HT AND SPRAY FIREPROOFING ULC# X701 FROM 10'-0" UP TO U/S OF FLOOR DECK

FLOOR PLAN LEGEND:

- EXISTING AREA TO REMAIN
- INTERIOR ALTERATION / NEW ADDITION
- EXISTING DOOR AND FRAME TO REMAIN
- NEW DOOR AND FRAME
- FE — FIRE EXTINGUISHER IN RECESSED STAINLESS STEEL CABINET

FIRE RATING LEGEND

- DENOTES AND DELINEATES ZERO-HOUR (0) FIRE SEPARATION.
- DENOTES AND DELINEATES ONE-HOUR (1) FIRE SEPARATION.
- DENOTES AND DELINEATES TWO-HOUR (2) FIRE SEPARATION.

No.	Date	Revision	By.
7	2025-03-20	ISSUED FOR AS-BUILTS	WBA
6	2024-11-29	ISSUED FOR PARTIAL OCCUPANCY	WBA
5	2024-06-10	ISSUED FOR CCN #35	WBA
4	2024-05-08	ISSUED FOR SI #15	WBA
3	2024-01-18	ISSUED FOR CCN #32	WBA
2	2023-08-02	ISSUED FOR SI #5	WBA
1	2023-06-06	ISSUED FOR CCN #013	WBA
0	2023-03-13	ISSUED FOR CONSTRUCTION	WBA

Professional Seal | Professional Seal

Consultant:
wba architects and engineers Inc.
3 - 530 Rowntree Dairy Road
Vaughan, Ontario L4L 8H2
tel: 905 851 2616
fax: 905 851 7148
e-mail: info@wbaae.com

Client: ThermoFisher SCIENTIFIC
2100 SYNTEX COURT
MISSISSAUGA, ON L5N 7K9

Project Title: NEW LABORATORY AND GMP LOCKERS EXPANSION

Drawing Title: NEW GROUND FLOOR PLAN LAB EXPANSION

CADD System: AUTOCAD 2021	Plot Scale: 1:1	Sheet Size: 30" x 42"
Drawn By: R.R. / M.K.	Date: SEP./2021	Drawing Scale: AS NOTED
Checked By: G.S.S	Date: SEP./2021	Rev.: 7
Project No.: 2210620	Dwg. No.: A301a	

CADD File Name:
Plotted By:
Plot Date:

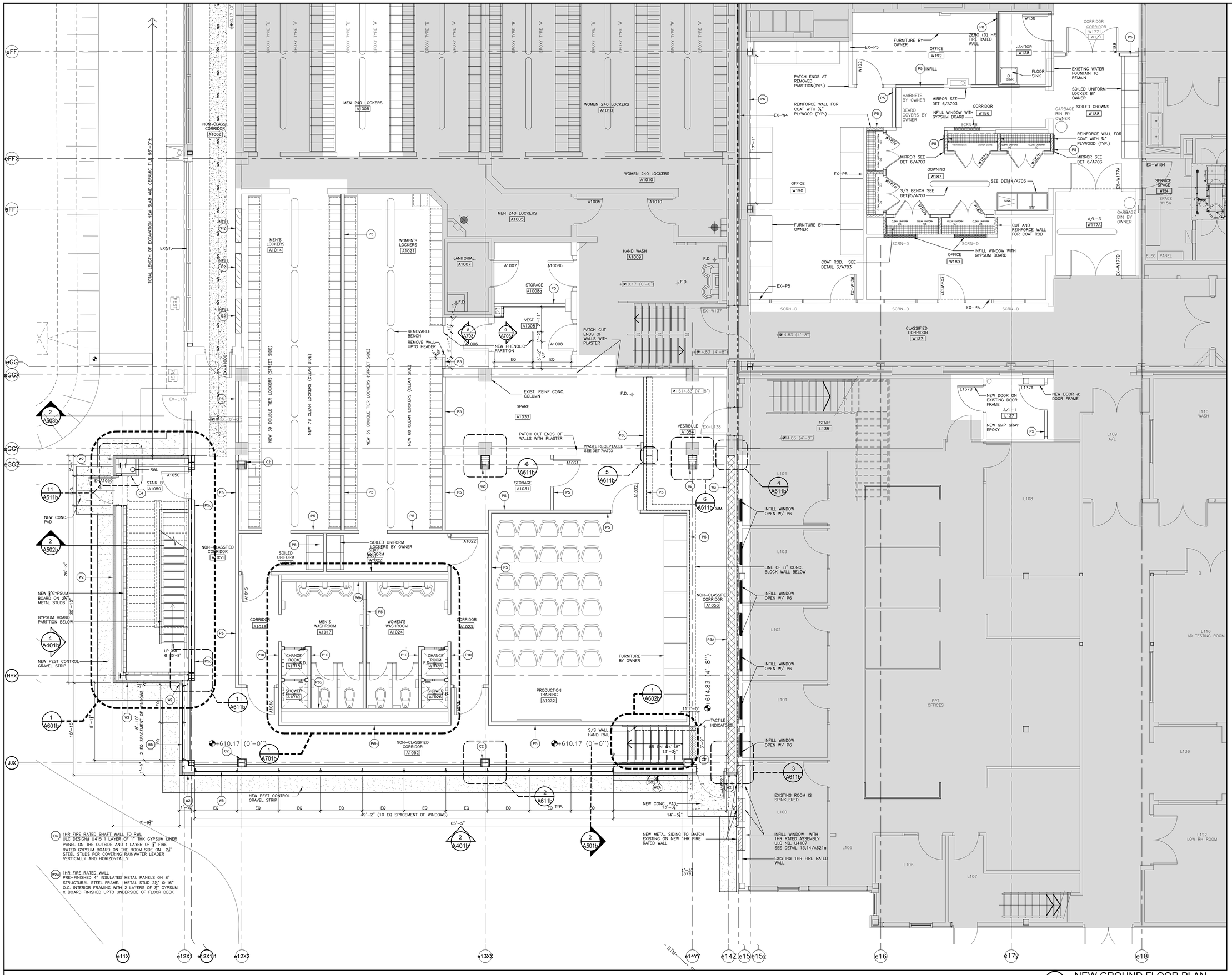

C4 1HR FIRE RATED SHAFT WALL TO RWL
ULC DESIGN# U415 1 LAYER OF 1" THK GYPSUM LINER PANEL ON THE OUTSIDE AND 1 LAYER OF ⅝" FIRE RATED GYPSUM BOARD ON THE ROOM SIDE ON 2½" STEEL STUDS FOR COVERING RAINWATER LEADER VERTICALLY AND HORIZONTALLY

W2A 1HR FIRE RATED WALL
PRE-FINISHED 4" INSULATED METAL PANELS ON 8" STRUCTURAL STEEL FRAME. METAL STUD 2½" @ 16" O.C. INTERIOR FRAMING WITH 2 LAYERS OF ½" GYPSUM X BOARD FINISHED UPTO UNDERSIDE OF FLOOR DECK

1 A301b NEW GROUND FLOOR PLAN LOCKER EXPANSION
1/4"=1'-0"

NOTES

These drawings are the property of, and shall not be used or reproduced without the consent of WBA Architects and Engineers Inc. The Contractor shall check and verify all dimensions and report all discrepancies to the Architect and/or Engineer.

PROJECT NORTH | TRUE NORTH

No.	Date	Issued	By.
Y	2022-12-08	ISSUED FOR PERMIT R3	WBA
Z	2023-01-20	ISSUED FOR POST TENDER ADDENDUM #4	WBA
AA	2023-07-24	ISSUED FOR REVISION TO PERMIT	WBA
T	2022-09-16	ISSUED FOR PERMIT R1	WBA
U	2022-10-25	ISSUED FOR PERMIT R2	WBA
V	2022-11-03	ISSUED FOR REV-2 SPA	WBA
W	2022-11-08	ISSUED FOR CCN# 03	WBA
X	2022-11-28	ISSUED FOR CCN #05	WBA

KEY PLAN



WALL LEGEND

- W1 — PRE-FINISHED 4" INSULATED METAL PANELS ON GALVANIZED SUB-GRTS ON 12" CONC. BLOCK (TYPE 'B' SEE SPECS)
- W2 — PRE-FINISHED 4" INSULATED METAL PANELS ON 8" STRUCTURAL STEEL FRAME. METAL STUD 2½" @ 16" o.c. INTERIOR FRAMING WITH ⅝" GYPSUM BOARD FINISH (TYPE 'A' SEE SPECS)
- W3 — NEW 4 HR FIRECWALL
  12" LIGHTWEIGHT CONCRETE BLOCK, PARAPET MINIMUM 3'-0" ABOVE ROOF, 1" SPACE, EXISTING METAL SIDING, WINDOWS TO REMAIN AND ENCLOSED, EXISTING INTERIOR PARTITIONS TO REMAIN
- W4 — CURTAIN WALL
  THERMALLY BROKEN ALUMINUM FRAME DOUBLE GLAZED TINTED 5" INSULATION R=20.85 GALVANIZED METAL LINER WITH INTERIOR PARTITION ⅝" GYPSUM BOARD ON 2½" @ 16" O.C. METAL STUDS
- W5 — ALUMINUM WINDOW
  THERMALLY BROKEN ALUMINUM FRAME DOUBLE GLAZED TINTED
- P1 — EXISTING INTERIOR CONCRETE BLOCK PARTITION
- P2 — INFILL
- P3 — 4" LIGHTWEIGHT CONC. BLOCK UP TO MIN. 4" ABOVE FINISHED CEILING
- P3A — 12" CONC. BLOCK FIRE WALL 4 HR FIRE RATING
- P4 — ⅝" GYPSUM BOARD LAMINATED ON NEW CONCRETE BLOCK OR ON EXISTING BRICK FACE UP TO MIN. 4" ABOVE FINISHED CEILING
- P5 — ⅝" GYPSUM BOARD ON BOTH SIDE OF 3⅝" METAL STUD @ 16" O.C. UP TO MIN. 4" ABOVE FINISHED CEILING
- P5a — ⅝" FIRECODE GYPSUM BOARD ON 3⅝" METAL STUD @ 16" O.C. UP TO U/S OF STRUCTURE ABOVE. 1" GAP. 3⅝" METAL STUD @ 16" O.C. UP TO U/S OF STRUCTURE ABOVE WITH ⅝" FIRECODE GYPSUM BOARD TOTAL 9⅝"
- P6 — ⅝" GYPSUM BOARD ON ONE SIDE ONLY OF 2½" METAL STUD @ 16" O.C. UP TO MIN. 4" ABOVE FINISHED CEILING
- P6a — ⅝" GYPSUM BOARD ON ONE SIDE ONLY OF 6" METAL STUD @ 16" O.C. UP TO MIN. 4" ABOVE FINISHED CEILING
- P6b — ⅝" GYPSUM BOARD ON ONE SIDE ONLY OF 3⅝" METAL STUD @ 16" O.C. UP TO MIN. 4" ABOVE FINISHED CEILING
- P7 — ALUMINUM GLAZED PARTITION UP TO U/S OF CEILING
- P8 — ⅝" FIBERROC PANEL ON BOTH SIDE OF 3⅝" METAL STUD @ 16" O.C. UP TO MIN. 4" ABOVE FINISHED CEILING
- P9 — 1HR FIRE RATED SHAFT WALL ULC #V473
  1" GYPSUM LINER ON "C-T" SHAPED STEEL STUD 2½" @ 24"OC. ON ⅝" FIRECODE GYPSUM BOARD UP TO U/S STRUCT.
- P10 — ½" CEMENT BOARD ON ONE OR BOTH WET SIDE(S) OF ROOM ON 3⅝" 20 GAUGE METAL STUDS @ 16" o/c WITH ⅝" GYPSUM BOARD ON DRY SIDE UP TO 4" ABOVE CEILING
- C2 — 1HR FIRE RATING TO STEEL COLUMN
  ⅝" FIRECODE GYPSUM BOARD ULC# X528 UP TO 10'-0" HT AND SPRAY FIREPROOFING ULC# X701 FROM 10'-0" UP TO U/S OF FLOOR DECK
- C3 — 2HR FIRE RATING TO STEEL COLUMN
  2 LAYETS OF ⅝" FIRECODE GYPSUM BOARD ULC# Z503 UP TO 10'-0" HT AND SPRAY FIREPROOFING ULC# X701 FROM 10'-0" UP TO U/S OF FLOOR DECK

FLOOR PLAN LEGEND:

- EXISTING AREA TO REMAIN
- INTERIOR ALTERATION / NEW ADDITION
- EXISTING DOOR AND FRAME TO REMAIN
- NEW DOOR AND FRAME
- FIRE EXTINGUISHER IN RECESSED STAINLESS STEEL CABINET

FIRE RATING LEGEND

- DENOTES AND DELINEATES ZERO-HOUR (0) FIRE SEPARATION.
- DENOTES AND DELINEATES ONE-HOUR (1) FIRE SEPARATION.
- DENOTES AND DELINEATES TWO-HOUR (2) FIRE SEPARATION.

No.	Date	Revision	By.
7	2025-03-20	ISSUED FOR AS-BUILTS	WBA
6	2024-11-29	ISSUED FOR PARTIAL OCCUPANCY	WBA
5	2024-08-19	ISSUED FOR PARTIAL OCCUPANCY	WBA
4	2024-08-16	ISSUED FOR SUP 17	WBA
3	2024-03-25	ISSUED FOR CCN#34	WBA
2	2023-11-30	ISSUED FOR CCN#28	WBA
1	2023-09-05	ISSUED FOR CCN#19	WBA
0	2023-03-13	ISSUED FOR CONSTRUCTION	WBA

Professional Seal | Professional Seal

Consultant:
wba architects and engineers Inc.
3 - 530 Rowntree Dairy Road
Vaughan, Ontario L4L 8H2
tel: 905 851 0516
fax: 905 851 7148
e-mail info@wbaae.com

Client:
ThermoFisher SCIENTIFIC
2100 SYNTEX COURT
MISSISSAUGA, ON L5N 7K9

Project Title:
NEW LABORATORY AND GMP LOCKERS EXPANSION

Drawing Title:
NEW GROUND FLOOR PLAN LOCKERS EXPANSION

CADD System: AUTOCAD 2021	Plot Scale: 1:1	Sheet Size: 30" x 42"
Drawn By: R.R. / M.K.	Date: SEP./2021	Drawing Scale: AS NOTED
Checked By: G.S.S	Date: SEP./2021	Rev.: 7
Project No.: 2210620	Dwg. No.: A301b	

CADD File Name:
Plotted By:
Plot Date:

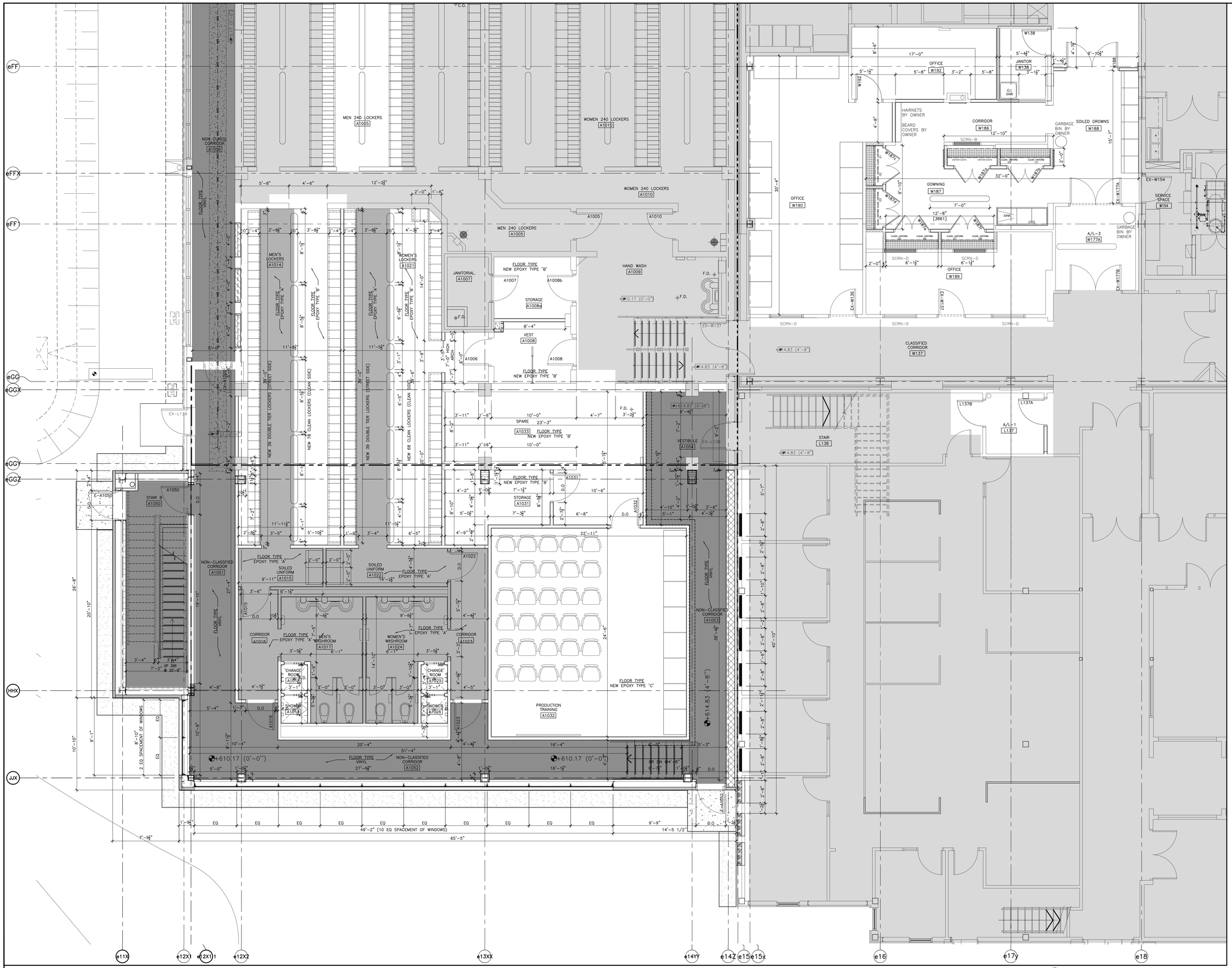

1 A301bb NEW GROUND FLOOR PLAN LOCKER EXPANSION
1/4"=1'-0"

NOTES

These drawings are the property of, and shall not be used or reproduced without the consent of WBA Architects and Engineers Inc. The Contractor shall check and verify all dimensions and report all discrepancies to the Architect and/or Engineer.

PROJECT NORTH | TRUE NORTH

No.	Date	Issued	By:
Q	2022-11-08	ISSUED FOR CCN# 03	WBA
R	2023-01-20	ISSUED FOR POST TENDER ADDENDUM #4	WBA
S	2023-06-02	ISSUED FOR REVISION TO PERMIT	WBA
L	2022-05-24	ISSUED FOR PERMIT	WBA
M	2022-05-26	ISSUED FOR ADDENDUM #03	WBA
N	2022-09-16	ISSUED FOR PERMIT R1	WBA
O	2022-09-26	ISSUED FOR CCN #001	WBA
P	2022-10-26	ISSUED FOR PERMIT R2	WBA

KEY PLAN

AREAS OF WORK

WALL LEGEND

- W1 — PRE-FINISHED 4" INSULATED METAL PANELS ON GALVANIZED SUB-GRTS ON 12" CONC. BLOCK (TYPE 'B' SEE SPECS)
- W2 — PRE-FINISHED 4" INSULATED METAL PANELS ON 8" STRUCTURAL STEEL FRAME. METAL STUD 25/8" @ 16" o.c. INTERIOR FRAMING WITH 5/8" GYPSUM BOARD FINISH (TYPE 'A' SEE SPECS)
- W3 — NEW 4 HR FIREWALL 12" LIGHTWEIGHT CONCRETE BLOCK, PARAPET MINIMUM 3'-0" ABOVE ROOF, 1" SPACE, EXISTING METAL SIDING. WINDOWS TO REMAIN AND ENCLOSED, EXISTING INTERIOR PARTITIONS TO REMAIN
- W4 — CURTAIN WALL THERMALLY BROKEN ALUMINUM FRAME DOUBLE GLAZED TINTED 5" INSULATION R=20.65 GALVANIZED METAL LINER WITH INTERIOR PARTITION 5/8" GYPSUM BOARD ON 25/8" @ 16" O.C. METAL STUDS
- W5 — ALUMINUM WINDOW THERMALLY BROKEN ALUMINUM FRAME DOUBLE GLAZED TINTED
- P1 — EXISTING INTERIOR CONCRETE BLOCK PARTITION
- P2 — INFILL
- P3 — 4" LIGHTWEIGHT CONC. BLOCK UP TO MIN. 4" ABOVE FINISHED CEILING
- P3A — 12" CONC. BLOCK FIRE WALL 4 HR FIRE RATING
- P4 — 5/8" GYPSUM BOARD LAMINATED ON NEW CONCRETE BLOCK OR ON EXISTING BRICK FACE UP TO MIN. 4" ABOVE FINISHED CEILING
- P5 — 5/8" GYPSUM BOARD ON BOTH SIDE OF 3 5/8" METAL STUD @ 16" O.C. UP TO MIN. 4" ABOVE FINISHED CEILING
- P5a — 5/8" FIRECODE GYPSUM BOARD ON 3 5/8" METAL STUD @ 16" O.C. UP TO U/S OF STRUCTURE ABOVE 1" GAP
- P6 — 3 5/8" METAL STUD @ 16" O.C. UP TO U/S OF STRUCTURE ABOVE WITH 5/8" FIRECODE GYPSUM BOARD TOTAL 5½"
- P6a — 5/8" GYPSUM BOARD ON ONE SIDE ONLY OF 2½" METAL STUD @ 16" O.C. UP TO MIN. 4" ABOVE FINISHED CEILING
- P6b — 5/8" GYPSUM BOARD ON ONE SIDE ONLY OF 6" METAL STUD @ 16" O.C. UP TO MIN. 4" ABOVE FINISHED CEILING
- P6c — 5/8" GYPSUM BOARD ON ONE SIDE ONLY OF 3 5/8" METAL STUD @ 16" O.C. UP TO MIN. 4" ABOVE FINISHED CEILING
- P7 — ALUMINUM GLAZED PARTITION UP TO U/S OF CEILING
- P8 — 5/8" FIBERROC PANEL ON BOTH SIDE OF 3 5/8" METAL STUD @ 16" O.C. UP TO MIN. 4" ABOVE FINISHED CEILING
- P9 — 1HR FIRE RATED SHAFT WALL ULC #V473 1" GYPSUM LINER ON "C-T" SHAPED STEEL STUD 2½" @ 24"OC. ON 5/8" FIRECODE GYPSUM BOARD UP TO U/S STRUCT.
- P10 — ⅝" CEMENT BOARD ON ONE OR BOTH WET SIDE(S) OF ROOM ON 3⅝" 20 GAUGE METAL STUDS @ 16" o/c WITH 5/8" GYPSUM BOARD ON DRY SIDE UP TO 4" ABOVE CEILING
- C2 — 1HR FIRE RATING TO STEEL COLUMN 5/8" FIRECODE GYPSUM BOARD ULC# X528 UP TO 10'-0" HT AND SPRAY FIREPROOFING ULC# X701 FROM 10'-0" UP TO U/S OF FLOOR DECK
- C3 — 2HR FIRE RATING TO STEEL COLUMN 2 LAYETS OF 5/8" FIRECODE GYPSUM BOARD ULC# Z503 UP TO 10'-0" HT AND SPRAY FIREPROOFING ULC# X701 FROM 10'-0" UP TO U/S OF FLOOR DECK

FLOOR PLAN LEGEND:

- EXISTING AREA TO REMAIN
- INTERIOR ALTERATION / NEW ADDITION
- EXISTING DOOR AND FRAME TO REMAIN
- NEW DOOR AND FRAME
- FE — FIRE EXTINGUISHER IN RECESSED STAINLESS STEEL CABINET

FIRE RATING LEGEND

- DENOTES AND DELINEATES ZERO-HOUR (0) FIRE SEPARATION.
- DENOTES AND DELINEATES ONE-HOUR (1) FIRE SEPARATION.
- DENOTES AND DELINEATES TWO-HOUR (2) FIRE SEPARATION.

No.	Date	Revision	By:
4	2025-03-20	ISSUED FOR AS-BUILTS	WBA
3	2023-10-05	ISSUED FOR SI #007	WBA
2	2023-07-20	ISSUED FOR CCN #16	WBA
1	2023-06-08	ISSUED FOR CCN #014	WBA
0	2023-03-13	ISSUED FOR CONSTRUCTION	WBA

Professional Seal | Professional Seal

Consultant:
wba architects and engineers Inc.
3 - 530 Rowntree Dairy Road
Vaughan, Ontario L4L 8H2
tel: 905 851 0616
fax: 905 851 7148
e-mail: info@wbaae.com

Client: ThermoFisher SCIENTIFIC
2100 SYNTEX COURT
MISSISSAUGA, ON L5N 7K9

Project Title: NEW LABORATORY AND GMP LOCKERS EXPANSION

Drawing Title: NEW GROUND FLOOR DIMENSIONAL PLAN & FLOOR FINISHES LOCKERS EXPANSION

CAD System: AUTOCAD 2021	Plot Scale: 1:1	Sheet Size: 30" x 42"
Drawn By: R.R. / M.K.	Date: SEP./2021	Drawing Scale: AS NOTED
Checked By: G.S.S	Date: SEP./2021	Rev.: 4
Project No.: 2210620	Dwg. No.: A301bb	

CADD File Name:
Plotted By:
Plot Date:

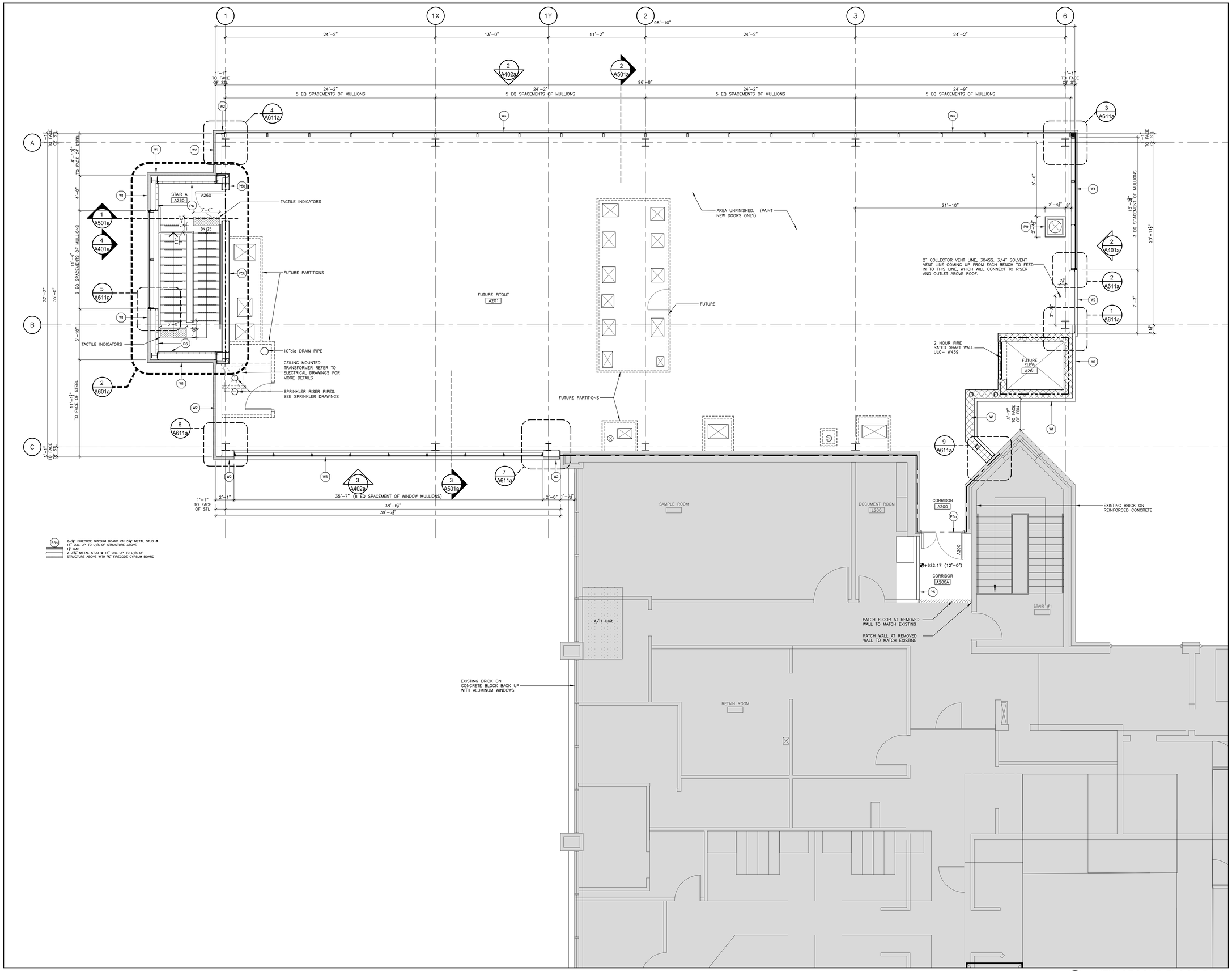

1 A302a NEW SECOND FLOOR PLAN LAB EXPANSION
1/4"=1'-0"

NOTES

These drawings are the property of, and shall not be used or reproduced without the consent of WBA Architects and Engineers Inc. The Contractor shall check and verify all dimensions and report all discrepancies to the Architect and/or Engineer.

PROJECT NORTH | TRUE NORTH

No.	Date	Issued	By:
Q	2022–09–16	ISSUED FOR PERMIT R1	WBA
R	2022–09–26	ISSUED FOR CCN# 01	WBA
S	2022–11–08	ISSUED FOR CCN# 03	WBA
T	2023–07–24	ISSUED FOR REVISION TO PERMIT	WBA
M	2024–05–18	ISSUED FOR ADDENDUM# 02	WBA
N	2022–05–24	ISSUED FOR PERMIT	WBA
O	2022–05–26	ISSUED FOR ADDENDUM #03	WBA
P	2022–09–09	ISSUED FOR REV–1 SPA	WBA

KEY PLAN

AREAS OF WORK

WALL LEGEND

- W1 — PRE–FINISHED 4" INSULATED METAL PANELS ON GALVANIZED SUB–GRTS ON 12" CONC. BLOCK (TYPE 'B' SEE SPECS)
- W2 — PRE–FINISHED 4" INSULATED METAL PANELS ON 8" STRUCTURAL STEEL FRAME. METAL STUD 2⅝" @ 16" o.c. INTERIOR FRAMING WITH ⅝" GYPSUM BOARD FINISH (TYPE 'A' SEE SPECS)
- W3 — NEW 4 HR FIREWALL 12" LIGHTWEIGHT CONCRETE BLOCK, PARAPET MINIMUM 3'–0" ABOVE ROOF, 1" SPACE, EXISTING METAL SIDING, WINDOWS TO REMAIN AND ENCLOSED, EXISTING INTERIOR PARTITIONS TO REMAIN
- W4 — CURTAIN WALL THERMALLY BROKEN ALUMINUM FRAME DOUBLE GLAZED TINTED 5" INSULATION R=20.85. GALVANIZED METAL LINER WITH INTERIOR PARTITION ⅝" GYPSUM BOARD ON 2½" @ 16" O.C. METAL STUDS
- W5 — ALUMINUM WINDOW THERMALLY BROKEN ALUMINUM FRAME DOUBLE GLAZED TINTED
- P1 — EXISTING INTERIOR CONCRETE BLOCK PARTITION
- P2 — INFILL
- P3 — 4" LIGHTWEIGHT CONC. BLOCK UP TO MIN. 4" ABOVE FINISHED CEILING
- P3A — 12" CONC. BLOCK FIRE WALL 4 HR FIRE RATING
- P4 — ⅝" GYPSUM BOARD LAMINATED ON NEW CONCRETE BLOCK OR ON EXISTING BRICK FACE UP TO MIN. 4" ABOVE FINISHED CEILING
- P5 — ⅝" GYPSUM BOARD ON BOTH SIDE OF 3⅝" METAL STUD @ 16" O.C. UP TO MIN. 4" ABOVE FINISHED CEILING
- P5a — ⅝" FIRECODE GYPSUM BOARD ON 3⅝" METAL STUD @ 16" O.C. UP TO U/S OF STRUCTURE ABOVE. 1" GAP. 3⅝" METAL STUD @ 16" O.C. UP TO U/S OF STRUCTURE ABOVE WITH ⅝" FIRECODE GYPSUM BOARD TOTAL 9⅝"
- P6 — ⅝" GYPSUM BOARD ON ONE SIDE ONLY OF 2½" METAL STUD @ 16" O.C. UP TO MIN. 4" ABOVE FINISHED CEILING
- P6a — ⅝" GYPSUM BOARD ON ONE SIDE ONLY OF 6" METAL STUD @ 16" O.C. UP TO MIN. 4" ABOVE FINISHED CEILING
- P6b — ⅝" GYPSUM BOARD ON ONE SIDE ONLY OF 3⅝" METAL STUD @ 16" O.C. UP TO MIN. 4" ABOVE FINISHED CEILING
- P7 — ALUMINUM GLAZED PARTITION UP TO U/S OF CEILING
- P8 — ⅝" FIBERROC PANEL ON BOTH SIDE OF 3⅝" METAL STUD @ 16" O.C. UP TO MIN. 4" ABOVE FINISHED CEILING
- P9 — 1HR FIRE RATED SHAFT WALL ULC #W473 1" GYPSUM LINER ON "C–T" SHAPED STEEL STUD 2⅝" @ 24"OC. ON ⅝" FIRECODE GYPSUM BOARD UP TO U/S STRUCT.
- P10 — ⅝" CEMENT BOARD ON ONE OR BOTH WET SIDE(S) OF ROOM ON 3⅝" 20 GAUGE METAL STUDS @ 16" o/c WITH ⅝" GYPSUM BOARD ON DRY SIDE UP TO 4" ABOVE CEILING
- C2 — 1HR FIRE RATING TO STEEL COLUMN ⅝" FIRECODE GYPSUM BOARD ULC# X528 UP TO 10'–0" HT AND SPRAY FIREPROOFING ULC# X701 FROM 10'–0" UP TO U/S OF FLOOR DECK
- C3 — 2HR FIRE RATING TO STEEL COLUMN 2 LAYETS OF ⅝" FIRECODE GYPSUM BOARD ULC# Z503 UP TO 10'–0" HT AND SPRAY FIREPROOFING ULC# X701 FROM 10'–0" UP TO U/S OF FLOOR DECK

FLOOR PLAN LEGEND:

- EXISTING AREA TO REMAIN
- INTERIOR ALTERATION / NEW ADDITION
- EXISTING DOOR AND FRAME TO REMAIN
- NEW DOOR AND FRAME
- FE — FIRE EXTINGUISHER IN RECESSED STAINLESS STEEL CABINET

FIRE RATING LEGEND

- DENOTES AND DELINEATES ZERO–HOUR (0) FIRE SEPARATION.
- DENOTES AND DELINEATES ONE–HOUR (1) FIRE SEPARATION.
- DENOTES AND DELINEATES TWO–HOUR (2) FIRE SEPARATION.

No.	Date	Revision	By:
6	2025–03–20	ISSUED FOR AS–BUILTS	WBA
5	2024–11–29	ISSUED FOR PARTIAL OCCUPANCY	WBA
4	2024–08–16	ISSUED FOR SI #17	WBA
3	2024–01–18	ISSUED FOR CCN #32	WBA
2	2023–08–02	ISSUED FOR SI #5	WBA
1	2023–06–06	ISSUED FOR CCN #013	WBA
0	2023–03–13	ISSUED FOR CONSTRUCTION	WBA

Professional Seal | Professional Seal

Consultant:
wba architects and engineers Inc.
3 - 530 Rowntree Dairy Road
Vaughan, Ontario L4L 8H2
tel: 905 851 0616
fax: 905 851 7148
e-mail: info@wbaae.com

Client:
ThermoFisher SCIENTIFIC
2100 SYNTEX COURT
MISSISSAUGA, ON L5N 7K9

Project Title:
NEW LABORATORY AND GMP LOCKERS EXPANSION

Drawing Title:
NEW SECOND FLOOR PLAN LAB EXPANSION

CADD System: AUTOCAD 2021	Plot Scale: 1:1	Sheet Size: 30" x 42"
Drawn By: R.R. / M.K.	Date: SEP./2021	Drawing Scale: AS NOTED
Checked By: G.S.S	Date: SEP./2021	Rev.: 6
Project No.: 2210620	Dwg. No.: A302a	

CADD File Name:
Plotted By:
Plot Date:

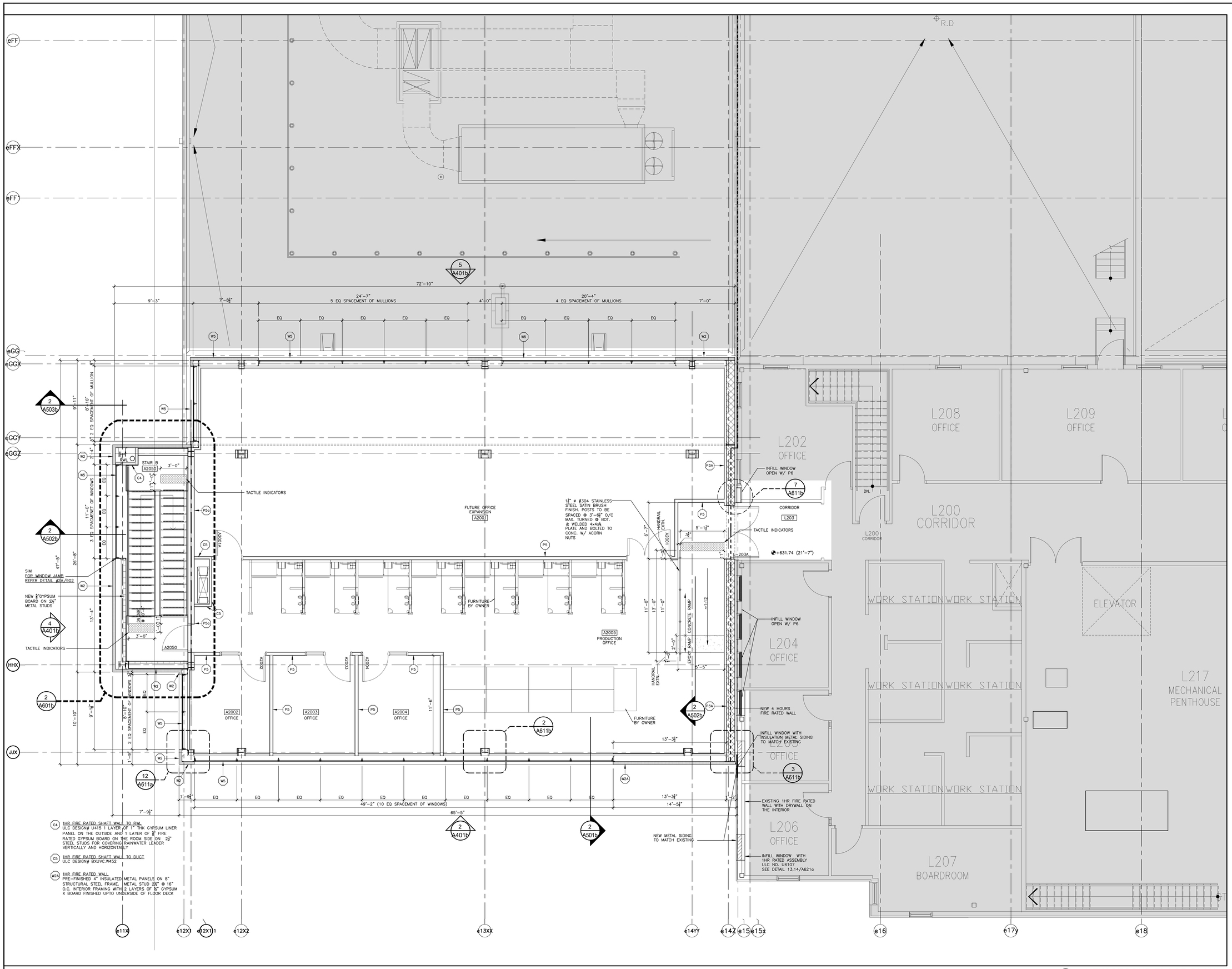

1 A302b NEW SECOND FLOOR PLAN LOCKER EXPANSION
1/4"=1'-0"

NOTES

These drawings are the property of, and shall not be used or reproduced without the consent of WBA Architects and Engineers Inc. The Contractor shall check and verify all dimensions and report all discrepancies to the Architect and/or Engineer.

PROJECT NORTH — TRUE NORTH

No.	Date	Issued	By:
Q	2022-09-26	ISSUED FOR CCN #01	WBA
R	2022-09-30	ISSUED FOR CCN #02	WBA
S	2022-10-25	ISSUED FOR PERMIT R2	WBA
T	2022-11-03	ISSUED FOR REV-2 SPA	WBA
U	2022-11-08	ISSUED FOR CCN# 03	WBA
V	2023-01-20	ISSUED FOR POST TENDER ADDENDUM #4	WBA
W	2023-07-24	ISSUED FOR REVISION TO PERMIT	WBA
P	2022-09-16	ISSUED FOR PERMIT R1	WBA

KEY PLAN

AREAS OF WORK

WALL LEGEND

- W1 — PRE-FINISHED 4" INSULATED METAL PANELS ON GALVANIZED SUB-GRTS ON 12" CONC. BLOCK (TYPE 'B' SEE SPECS)
- W2 — PRE-FINISHED 4" INSULATED METAL PANELS ON 8" STRUCTURAL STEEL FRAME, METAL STUD 2⅝" @ 16" o.c. INTERIOR FRAMING WITH ⅝" GYPSUM BOARD FINISH (TYPE 'A' SEE SPECS)
- W3 — NEW 4 HR FIREWALL: 12" LIGHTWEIGHT CONCRETE BLOCK, PARAPET MINIMUM 3'-0" ABOVE ROOF, 1" SPACE, EXISTING METAL SIDING, WINDOWS TO REMAIN AND ENCLOSED, EXISTING INTERIOR PARTITIONS TO REMAIN
- W4 — CURTAIN WALL: THERMALLY BROKEN ALUMINUM FRAME DOUBLE GLAZED TINTED 5" INSULATION R=20.85 GALVANIZED METAL LINER WITH INTERIOR PARTITION ⅝" GYPSUM BOARD ON 2½" @ 16" O.C. METAL STUDS
- W5 — ALUMINUM WINDOW: THERMALLY BROKEN ALUMINUM FRAME DOUBLE GLAZED TINTED
- P1 — EXISTING INTERIOR CONCRETE BLOCK PARTITION
- P2 — INFILL
- P3 — 4" LIGHTWEIGHT CONC. BLOCK UP TO MIN. 4" ABOVE FINISHED CEILING
- P3A — 12" CONC. BLOCK FIRE WALL 4 HR FIRE RATING
- P4 — ⅝" GYPSUM BOARD LAMINATED ON NEW CONCRETE BLOCK OR ON EXISTING BRICK FACE UP TO MIN. 4" ABOVE FINISHED CEILING
- P5 — ⅝" GYPSUM BOARD ON BOTH SIDE OF 3⅝" METAL STUD @ 16" O.C. UP TO MIN. 4" ABOVE FINISHED CEILING
- P5a — ⅝" FIRECODE GYPSUM BOARD ON 3⅝" METAL STUD @ 16" O.C. UP TO U/S OF STRUCTURE ABOVE, 1" GAP
- P5b — 3⅝" METAL STUD @ 16" O.C. UP TO U/S OF STRUCTURE ABOVE WITH ⅝" FIRECODE GYPSUM BOARD TOTAL 9⅝"
- P6 — ⅝" GYPSUM BOARD ON ONE SIDE ONLY OF 2½" METAL STUD @ 16" O.C. UP TO MIN. 4" ABOVE FINISHED CEILING
- P6a — ⅝" GYPSUM BOARD ON ONE SIDE ONLY OF 6" METAL STUD @ 16" O.C. UP TO MIN. 4" ABOVE FINISHED CEILING
- P6b — ⅝" GYPSUM BOARD ON ONE SIDE ONLY OF 3⅝" METAL STUD @ 16" O.C. UP TO MIN. 4" ABOVE FINISHED CEILING
- P7 — ALUMINUM GLAZED PARTITION UP TO U/S OF CEILING
- P8 — ⅝" FIBERROC PANEL ON BOTH SIDE OF 3⅝" METAL STUD @ 16" O.C. UP TO MIN. 4" ABOVE FINISHED CEILING
- P9 — 1HR FIRE RATED SHAFT WALL ULC #XV33: 1" GYPSUM LINER ON "C-T" SHAPED STEEL STUD 2½" @ 24"OC. ON ⅝" FIRECODE GYPSUM BOARD UP TO U/S STRUCT.
- P10 — ½" CEMENT BOARD ON ONE OR BOTH WET SIDE(S) OF ROOM ON 3⅝" 20 GAUGE METAL STUDS @ 16" o/o WITH ⅝" GYPSUM BOARD ON DRY SIDE UP TO 4" ABOVE CEILING
- C2 — 1HR FIRE RATING TO STEEL COLUMN: ⅝" FIRECODE GYPSUM BOARD ULC# X528 UP TO 10'-0" HT AND SPRAY FIREPROOFING ULC# X701 FROM 10'-0" UP TO U/S OF FLOOR DECK
- C3 — 2HR FIRE RATING TO STEEL COLUMN: 2 LAYETS OF ⅝" FIRECODE GYPSUM BOARD ULC# Z503 UP TO 10'-0" HT AND SPRAY FIREPROOFING ULC# X701 FROM 10'-0" UP TO U/S OF FLOOR DECK

FLOOR PLAN LEGEND:

- EXISTING AREA TO REMAIN
- INTERIOR ALTERATION / NEW ADDITION
- EXISTING DOOR AND FRAME TO REMAIN
- NEW DOOR AND FRAME
- FIRE EXTINGUISHER IN RECESSED STAINLESS STEEL CABINET

FIRE RATING LEGEND

- DENOTES AND DELINEATES ZERO-HOUR (0) FIRE SEPARATION.
- DENOTES AND DELINEATES ONE-HOUR (1) FIRE SEPARATION.
- DENOTES AND DELINEATES TWO-HOUR (2) FIRE SEPARATION.

No.	Date	Revision	By:
5	2025-03-20	ISSUED FOR AS-BUILTS	WBA
4	2024-08-19	ISSUED FOR PARTIAL OCCUPANCY	WBA
3	2024-08-16	ISSUED FOR Sif 17	WBA
2	2023-11-17	ISSUED FOR CCN#24	WBA
1	2023-09-05	ISSUED FOR CCN#19	WBA
0	2023-03-13	ISSUED FOR CONSTRUCTION	WBA

Professional Seal

Professional Seal

Consultant:
wba architects and engineers Inc.
3 - 530 Rowntree Dairy Road
Vaughan, Ontario L4L 8H2
tel: 905-851-7515
fax: 905-851-7518
email: info@wbaae.com

Client:
Thermo Fisher SCIENTIFIC
2100 SYNTEX COURT
MISSISSAUGA, ON L5N 7K9

Project Title:
NEW LABORATORY AND GMP LOCKERS EXPANSION

Drawing Title:
NEW SECOND FLOOR PLAN LOCKERS EXPANSION

CADD System: AUTOCAD 2021	Plot Scale: 1:1	Sheet Size: 30" x 42"
Drawn By: R.R. / M.K.	Date: SEP./2021	Drawing Scale: AS NOTED
Checked By: G.S.S	Date: SEP./2021	Rev: 5
Project No.: 2210620	Dwg No.: A302b	

CADD File Name:

Plotted By:

Plot Date:

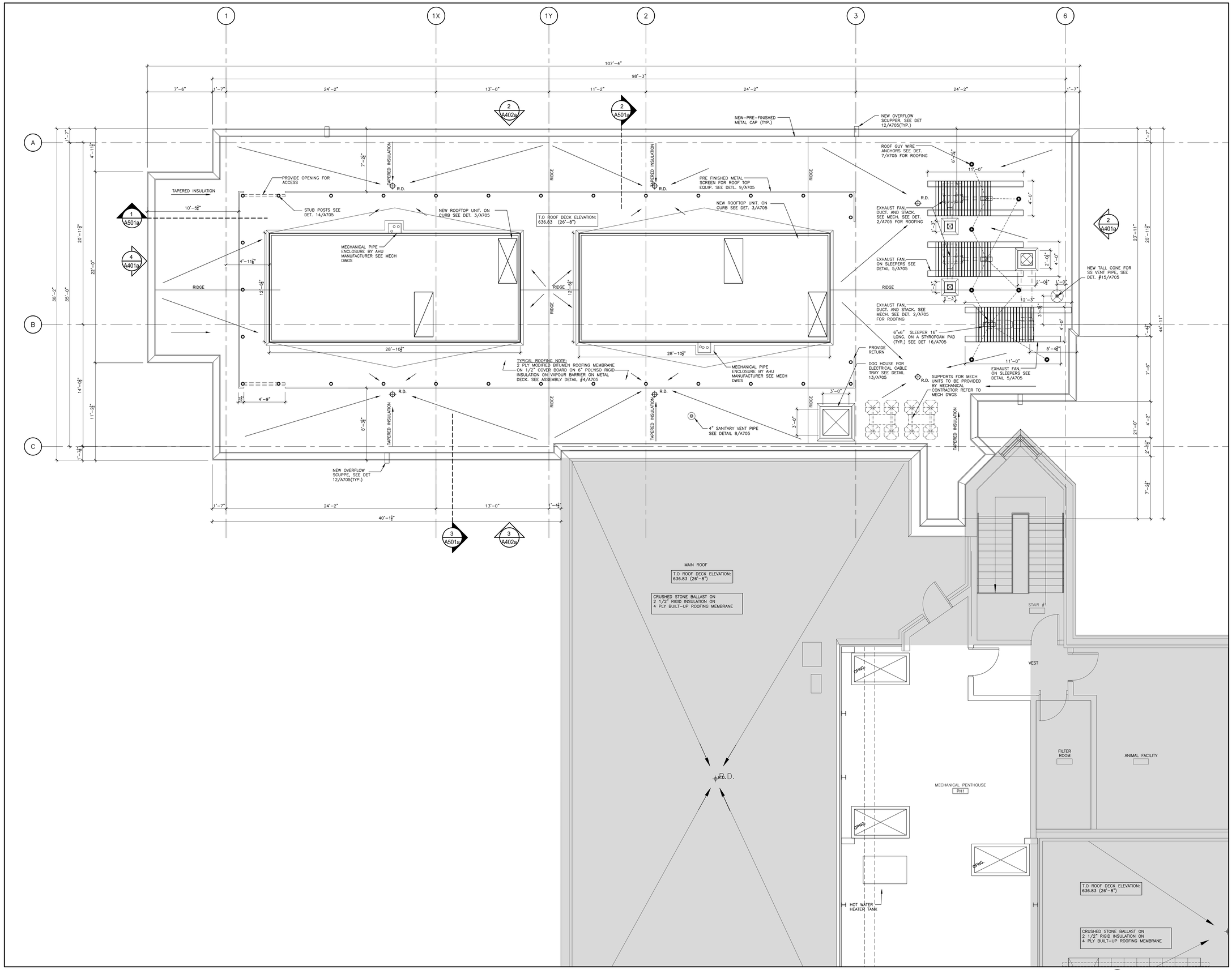

1 A303a 1/4"=1'-0" NEW ROOF PLAN LAB EXPANSION

NOTES

These drawings are the property of, and shall not be used or reproduced without the consent of WBA Architects and Engineers Inc. The Contractor shall check and verify all dimensions and report all discrepancies to the Architect and/or Engineer.

PROJECT NORTH | TRUE NORTH

No.	Date	Issued	By.
Q	2022-09-09	ISSUED FOR REV-2 SPA	WBA
R	2022-09-16	ISSUED FOR PERMIT R1	WBA
S	2022-09-26	ISSUED FOR CCN #01	WBA
T	2023-02-23	ISSUED FOR CCN #09	WBA
U	2023-07-24	ISSUED FOR REVISION TO PERMIT	WBA
N	2022-05-18	ISSUED FOR ADDENDUM# 02	WBA
O	2022-05-24	ISSUED FOR PERMIT	WBA
P	2022-06-06	ISSUED FOR ADDENDUM# 05	WBA

KEY PLAN

AREAS OF WORK

No.	Date	Revision	By.
3	2025-03-20	ISSUED FOR AS-BUILTS	WBA
2	2024-01-18	ISSUED FOR CCN #32	WBA
1	2023-07-13	ISSUED FOR CCN #15 R1	WBA
0	2023-03-13	ISSUED FOR CONSTRUCTION	WBA

Professional Seal

Professional Seal

Consultant:

wba architects and engineers Inc.
3 - 530 Rowntree Dairy Road
Vaughan, Ontario L4L 8H2
tel: 905-851-2616
fax: 905-851-7148
e-mail: info@wbaae.com

Client: ThermoFisher SCIENTIFIC
2100 SYNTEX COURT
MISSISSAUGA, ON L5N 7K9

Project Title: NEW LABORATORY AND GMP LOCKERS EXPANSION

Drawing Title: NEW ROOF FLOOR PLAN LAB EXPANSION

CADD System: AUTOCAD 2021	Plot Scale: 1:1	Sheet Size: 30" x 42"
Drawn By: R.R. / M.K.	Date: SEP./2021	Drawing Scale: AS NOTED
Checked By: G.S.S	Date: SEP./2021	Rev.: 3
Project No.: 2210620	Dwg. No.: A303a	

CADD File Name:

Plotted By:

Plot Date:

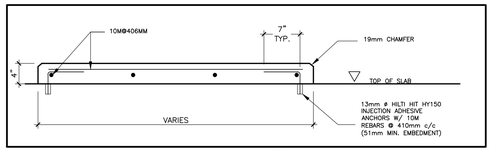

5 A303a1 HOUSEKEEPING PAD
1"=1'-0"

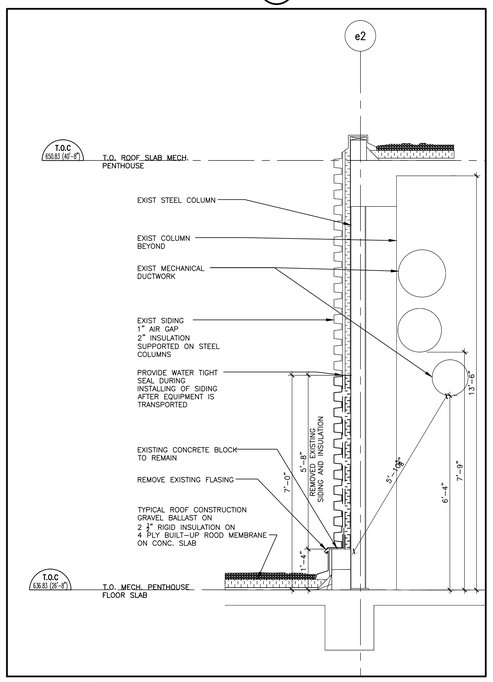

3 A303a1 PENTHOUSE WALL SECTION
1/4"=1'-0"

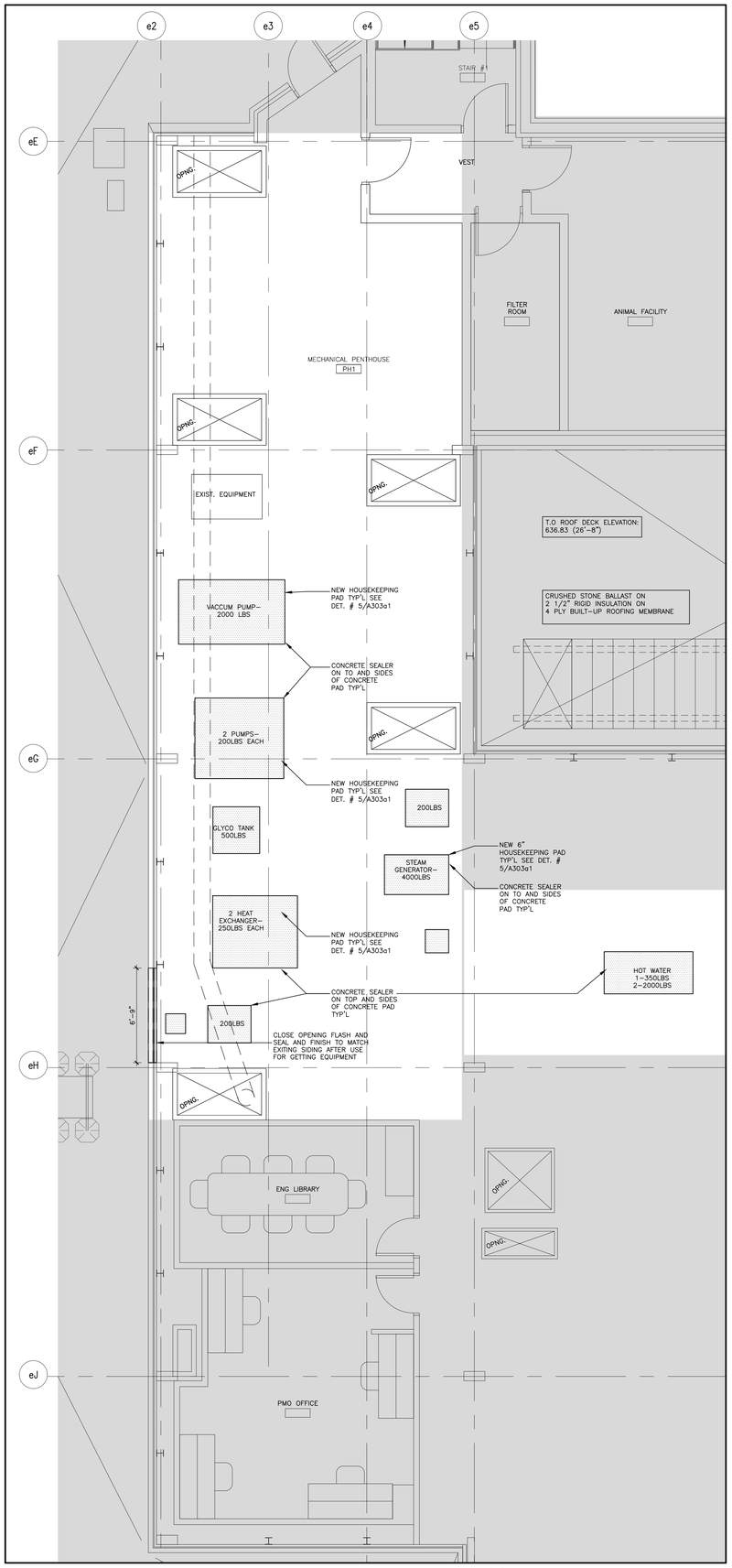

2 A303a1 NEW PENTHOUSE FLOOR PLAN LAB EXPANSION
1/4"=1'-0"

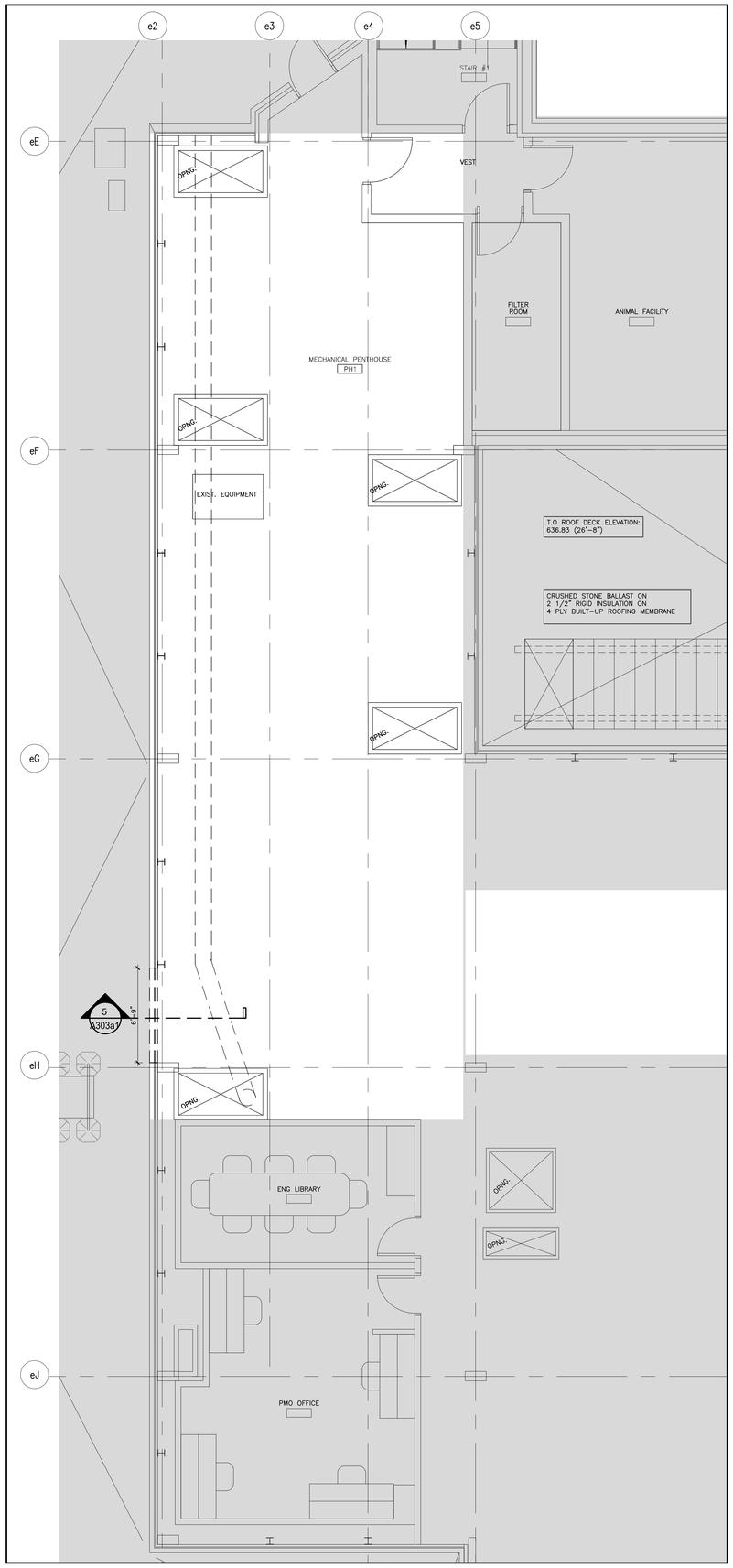

1 A303a1 DEMOLITION PENTHOUSE FLOOR PLAN LAB EXPANSION
1/4"=1'-0"

NOTES

These drawings are the property of, and shall not be used or reproduced without the consent of WBA Architects and Engineers Inc. The Contractor shall check and verify all dimensions and report all discrepancies to the Architect and/or Engineer.

PROJECT NORTH | TRUE NORTH

No.	Date	Issued	By:
A	2022-05-24	ISSUED FOR PERMIT	WBA
B	2022-05-26	ISSUED FOR ADDENDUM# 03	WBA
C	2022-06-06	ISSUED FOR ADDENDUM# 05	WBA
D	2022-06-29	ISSUED FOR POST TENDER ADDENDUM#01	WBA
E	2022-09-16	ISSUED FOR PERMIT R1	WBA

KEY PLAN

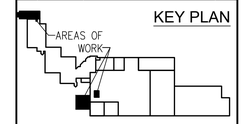

No.	Date	Revision	By:
1	2025-03-20	ISSUED FOR AS-BUILTS	WBA
0	2023-03-13	ISSUED FOR CONSTRUCTION	WBA

Professional Seal

Professional Seal

Consultant:

wba architects and engineers Inc.
3 - 530 Rowntree Dairy Road
Vaughan, Ontario L4L 8H2
tel: 905-851-7145
fax: 905-851-7146
e-mail: info@wbaae.com

Client:
ThermoFisher SCIENTIFIC
2100 SYNTEX COURT
MISSISSAUGA, ON L5N 7K9

Project Title:
NEW LABORATORY AND GMP LOCKERS EXPANSION

Drawing Title:
NEW ROOF FLOOR PLAN MECH PENTHOUSE/ LAB EXPANSION

CADD System : AUTOCAD 2021	Plot Scale: 1:1	Sheet Size: 30" x 42"
Drawn By: R.R. / M.K.	Date: SEP./2021	Drawing Scale: AS NOTED
Checked By: G.S.S	Date: SEP./2021	Rev: 1
Project No.: 2210620	Dwg No.: A303a1	

CADD File Name:

Plotted By:

Plot Date:

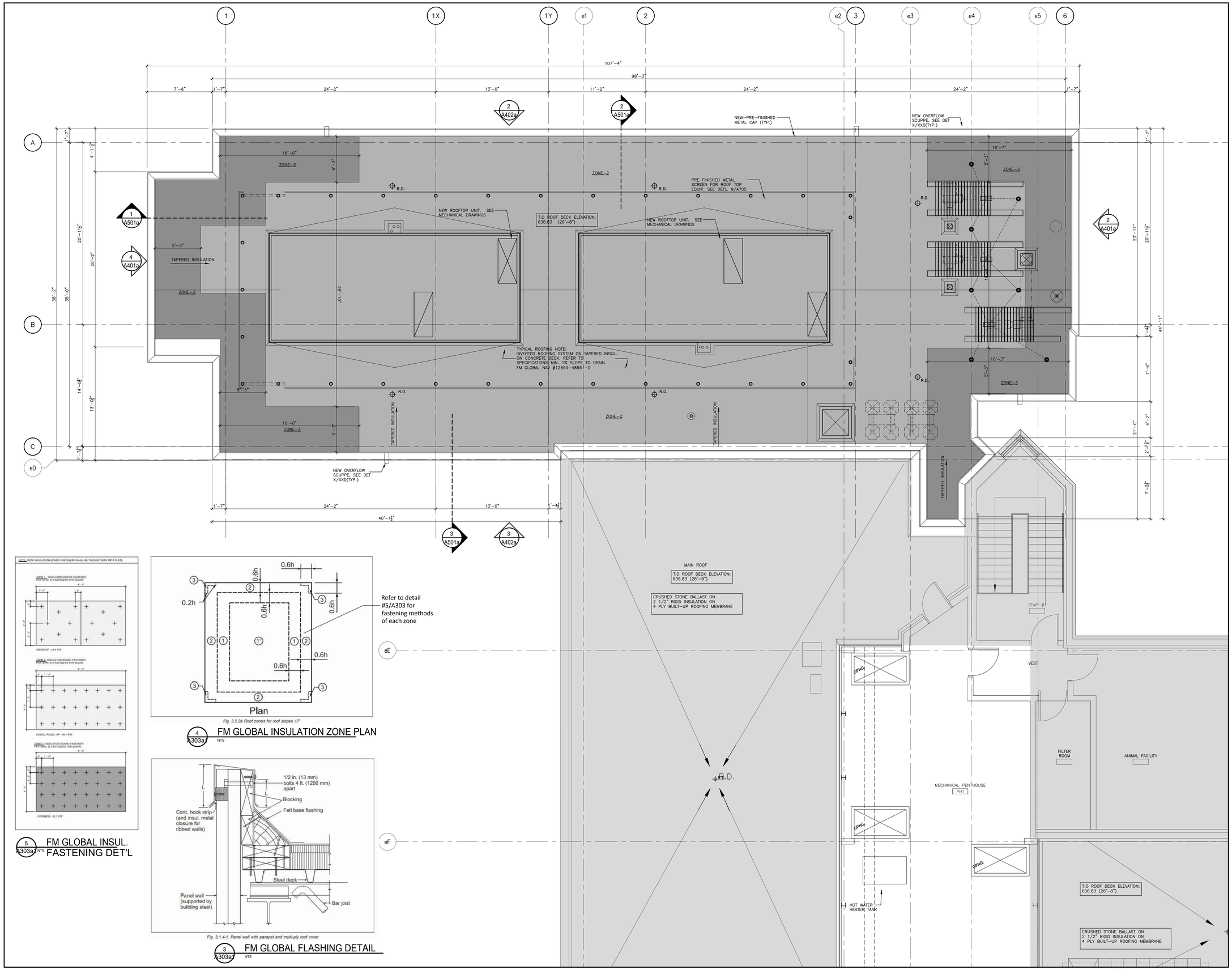

1 A303a1 NEW ROOF PLAN LAB EXPANSION
1/4"=1'-0"

5 A303a1 NTS FM GLOBAL INSUL. FASTENING DET'L

Fig. 3.2.2a Roof zones for roof slopes ≤7°

4 A303a1 NTS FM GLOBAL INSULATION ZONE PLAN

Fig. 3.1.4-1. Panel wall with parapet and multi-ply roof cover

3 A303a1 NTS FM GLOBAL FLASHING DETAIL

NOTES

These drawings are the property of, and shall not be used or reproduced without the consent of WBA Architects and Engineers Inc. The Contractor shall check and verify all dimensions and report all discrepancies to the Architect and/or Engineer.

PROJECT NORTH | TRUE NORTH

No.	Date	Issued	By:
I	2022-04-18	ISSUED FOR 90% DESIGN REVIEW	WBA
J	2022-05-05	ISSUED FOR TENDER	WBA
K	2023-06-02	ISSUED FOR REVISION TO PERMIT	WBA
D	2022-02-16	ISSUED FOR REVIEW & COORDINATION	WBA
E	2022-02-17	ISSUED FOR PRE SCREEN REVIEW	WBA
F	2022-03-03	ISSUED FOR 30% DESIGN REVIEW	WBA
G	2022-03-24	ISSUED FOR 60% DESIGN REVIEW	WBA
H	2022-03-30	ISSUED FOR TENDER	WBA

KEY PLAN

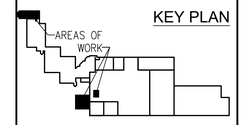

No.	Date	Revision	By:
0	2025-03-20	ISSUED FOR AS-BUILTS	WBA

Professional Seal | Professional Seal

Consultant:
wba architects and engineers Inc.
3 - 530 Rowntree Dairy Road
Vaughan, Ontario L4L 8H2
tel: 905 856 7 0 6 1 6
fax: 905 856 7 7 1 4 8
e-mail: info@wbaae.com

Client: ThermoFisher SCIENTIFIC
2100 SYNTEX COURT
MISSISSAUGA, ON L5N 7K9

Project Title: NEW LABORATORY AND GMP LOCKERS EXPANSION

Drawing Title: ROOF FASTENING PLAN LAB EXPANSION

CADD System: AUTOCAD 2021	Plot Scale: 1:1	Sheet Size: 30" x 42"
Drawn By: R.R. / M.K.	Date: SEP./2021	Drawing Scale: AS NOTED
Checked By: G.S.S	Date: SEP./2021	Rev.: 0
Project No.: 2210620	Dwg. No.: A303a1	

CADD File Name:
Plotted By:
Plot Date:

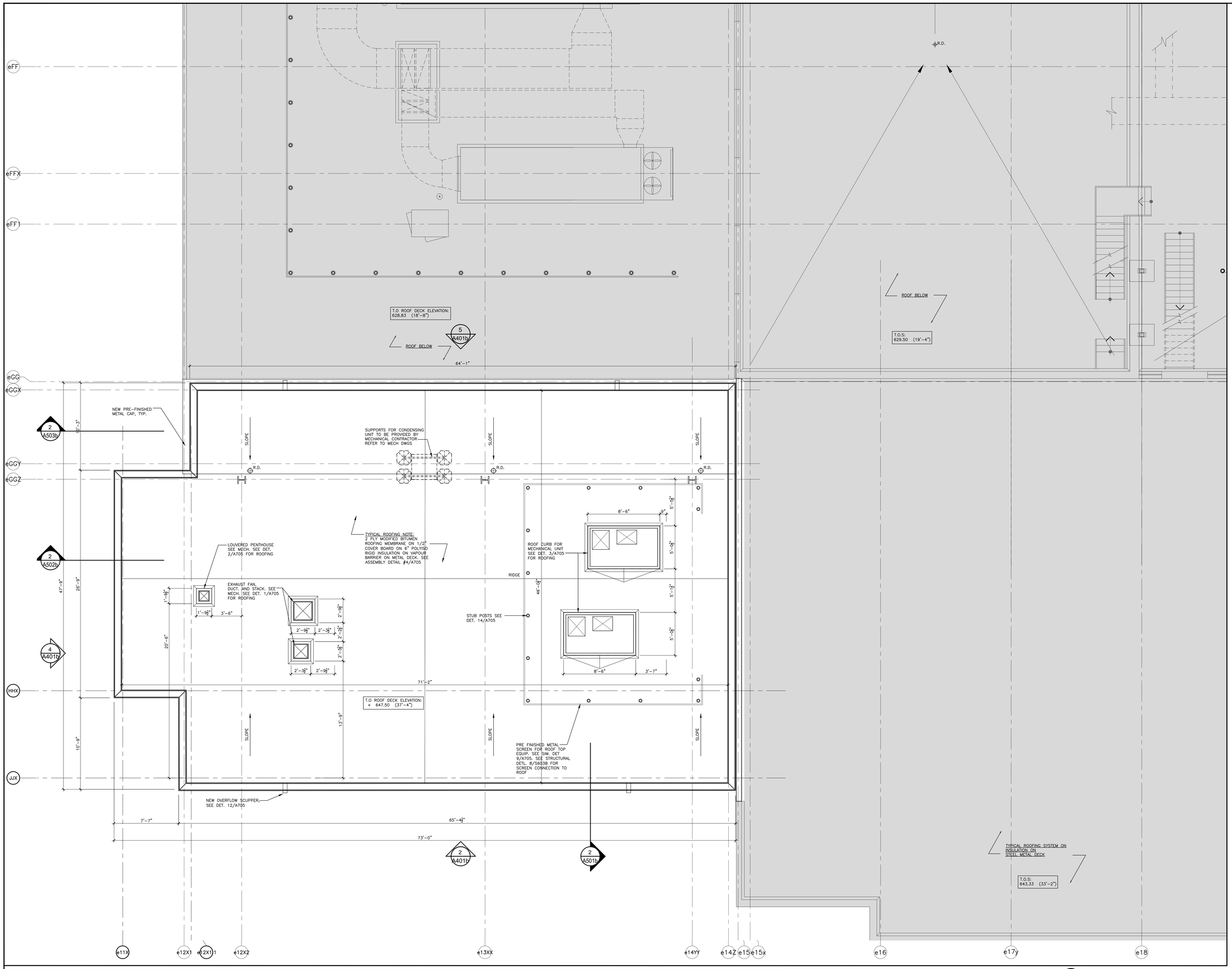

1 A303b NEW ROOF PLAN (LOCKERS)
1/4"=1'-0"

NOTES

These drawings are the property of, and shall not be used or reproduced without the consent of WBA Architects and Engineers Inc. The Contractor shall check and verify all dimensions and report all discrepancies to the Architect and/or Engineer.

PROJECT NORTH

TRUE NORTH

No.	Date	Issued	By:
Q	2022-09-16	ISSUED FOR PERMIT R1	WBA
R	2022-09-26	ISSUED FOR CCN #01	WBA
S	2022-10-24	ISSUED FOR PERMIT R2	WBA
T	2022-11-08	ISSUED FOR CCN# 03	WBA
U	2022-11-28	ISSUED FOR CCN# 05	WBA
V	2023-02-23	ISSUED FOR CCN #09	WBA
W	2023-07-24	ISSUED FOR REVISION TO PERMIT	WBA
P	2022-09-09	ISSUED FOR REV-1 SPA	WBA

KEY PLAN

AREAS OF WORK

No.	Date	Revision	By:
1	2025-03-20	ISSUED FOR AS-BUILTS	WBA
0	2023-03-13	ISSUED FOR CONSTRUCTION	WBA

Professional Seal

Professional Seal

Consultant:

wba architects and engineers Inc.
3 - 530 Rowntree Dairy Road
Vaughan, Ontario L4L 8H2
tel: 905 851 0616
fax: 905 851 7148
e-mail: info@wbaae.com

Client:

ThermoFisher SCIENTIFIC
2100 SYNTEX COURT
MISSISSAUGA, ON L5N 7K9

Project Title:

NEW LABORATORY AND
GMP LOCKERS EXPANSION

Drawing Title:

NEW ROOF FLOOR PLAN
LOCKERS EXPANSION

CADD System:	Plot Scale:	Sheet Size:
AUTOCAD 2021	1:1	30" x 42"
Drawn By: R.R. / M.K.	Date: SEP./2021	Drawing Scale: AS NOTED
Checked By: G.S.S	Date: SEP./2021	Rev.: 1
Project No.: 2210620	Dwg. No.: A303b	

CADD File Name:

Plotted By:

Plot Date:

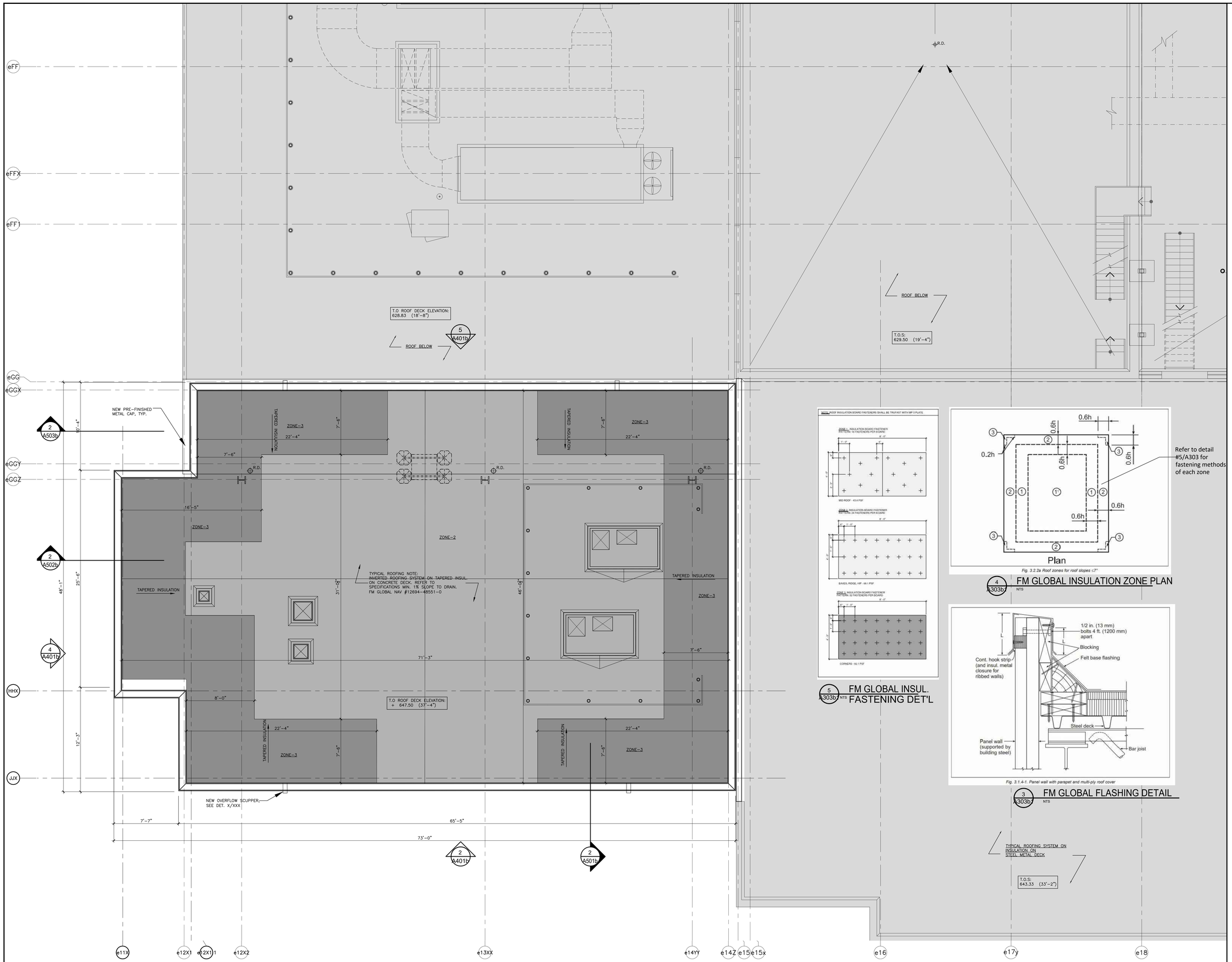

1 A303b NEW ROOF PLAN (LOCKERS)
1/4"=1'-0"

5 A303b NTS FM GLOBAL INSUL. FASTENING DET'L

Fig. 3.2.2a Roof zones for roof slopes ≤7°

4 A303b NTS FM GLOBAL INSULATION ZONE PLAN

Fig. 3.1.4-1. Panel wall with parapet and multi-ply roof cover

3 A303b NTS FM GLOBAL FLASHING DETAIL

NOTES

These drawings are the property of, and shall not be used or reproduced without the consent of WBA Architects and Engineers Inc. The Contractor shall check and verify all dimensions and report all discrepancies to the Architect and/or Engineer.

PROJECT NORTH

TRUE NORTH

No.	Date	Issued	By:
I	2022-04-18	ISSUED FOR 90% DESIGN REVIEW	WBA
J	2022-05-05	ISSUED FOR TENDER	WBA
K	2022-05-12	ISSUED FOR ADDENDUM #1	WBA
L	2023-06-02	ISSUED FOR REVISION TO PERMIT	WBA
E	2022-02-17	ISSUED FOR PRE SCREEN REVIEW	WBA
F	2022-03-03	ISSUED FOR 30% DESIGN REVIEW	WBA
G	2022-03-24	ISSUED FOR 60% DESIGN REVIEW	WBA
H	2022-03-30	ISSUED FOR TENDER	WBA

KEY PLAN

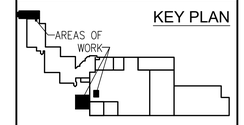

No.	Date	Revision	By.
0	2025-03-20	ISSUED FOR AS-BUILTS	WBA

Professional Seal

Professional Seal

Consultant:
wba architects and engineers Inc.
3 - 530 Rowntree Dairy Road
Vaughan, Ontario L4L 8H2
tel: 905 851 2056
fax: 905 851 7148
e-mail: info@wbaae.com

Client:
ThermoFisher SCIENTIFIC
2100 SYNTEX COURT
MISSISSAUGA, ON L5N 7K9

Project Title:
NEW LABORATORY AND GMP LOCKERS EXPANSION

Drawing Title:
ROOFING FASTENING PLAN LOCKERS EXPANSION

CADD System: AUTOCAD 2021	Plot Scale: 1:1	Sheet Size: 30" x 42"
Drawn By: R.R. / M.K.	Date: SEP./2021	Drawing Scale: AS NOTED
Checked By: G.S.S	Date: SEP./2021	Rev.: 0
Project No.: 2210620	Dwg. No.: A303b1	

CADD File Name:

Plotted By:

Plot Date:

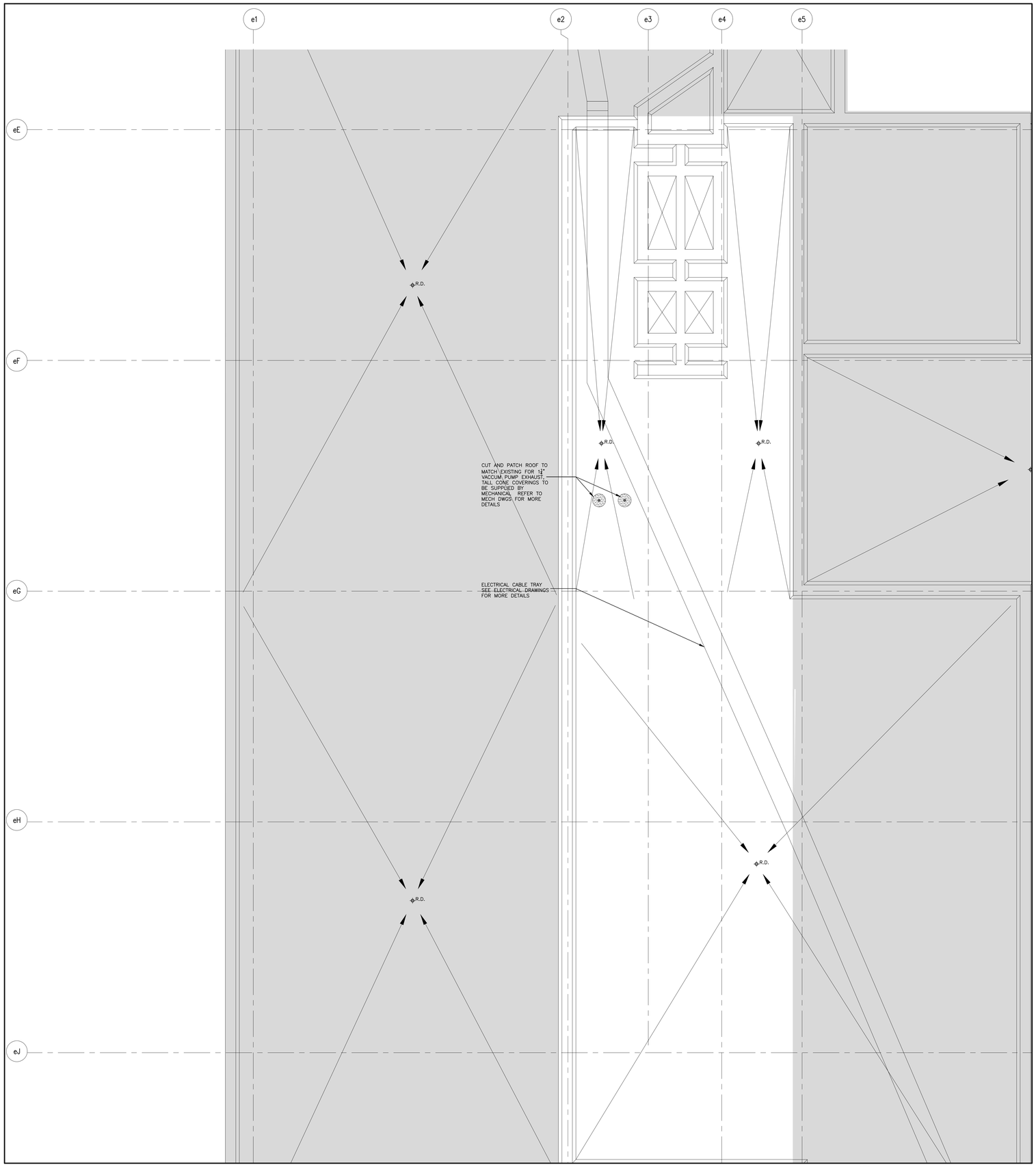

1 A304 NEW UPPER ROOF PLAN
1/4"=1'-0"

NOTES

These drawings are the property of, and shall not be used or reproduced without the consent of WBA Architects and Engineers Inc. The Contractor shall check and verify all dimensions and report all discrepancies to the Architect and/or Engineer.

No.	Date	Issued	By:
A	2022-05-26	ISSUED FOR ADDENDUM #03	WBA
B	2022-06-06	ISSUED FOR ADDENDUM# 05	WBA
C	2022-09-16	ISSUED FOR PERMIT R1	WBA

No.	Date	Revision	By:
1	2023-03-20	ISSUED FOR AS-BUILTS	WBA
0	2023-03-13	ISSUED FOR CONSTRUCTION	WBA

Professional Seal

Professional Seal

Consultant:

wba architects and engineers Inc.
3 - 530 Rowntree Dairy Road
Vaughan, Ontario L4L 5H2
tel: 905•851•0616
fax: 905•851•7148
e-mail: info@wbaae.com

Client:
ThermoFisher SCIENTIFIC
2100 SYNTEX COURT
MISSISSAUGA, ON L5N 7K9

Project Title:
NEW LABORATORY AND GMP LOCKERS EXPANSION

Drawing Title:
NEW UPPER ROOF FLOOR PLAN
MECH PENTHOUSE ROOF

CADD System : AUTOCAD 2021	Plot Scale: 1:1	Sheet Size: 30" x 42"
Drawn By: R.R. / M.K.	Date: SEP./2021	Drawing Scale: AS NOTED
Checked By: G.S.S	Date: SEP./2021	Rev.: 1
Project No.: 2210620	Dwg No.: A304	

CADD File Name:

Plotted By:

Plot Date:

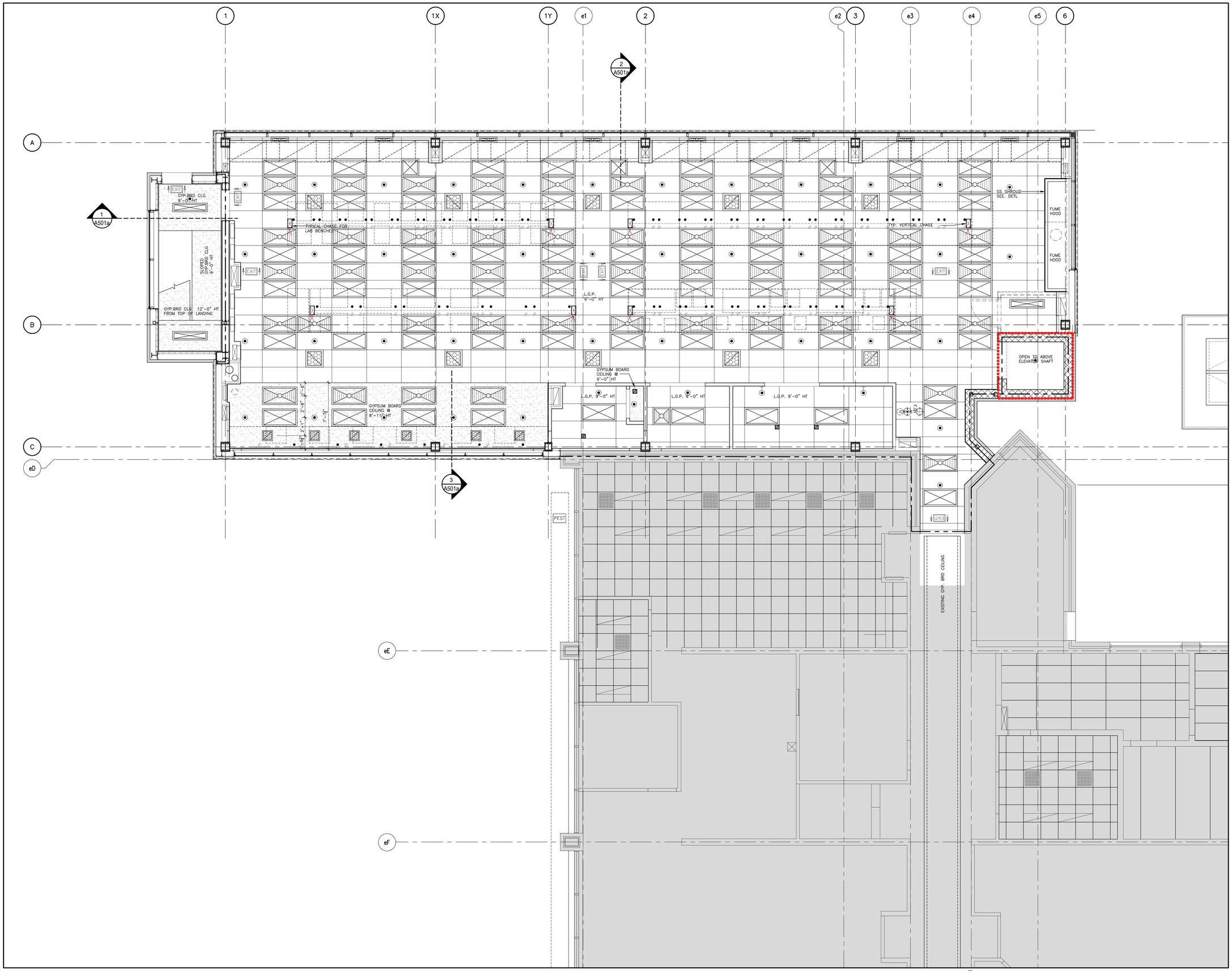

1 A311a NEW GROUND FLOOR REFLECTED CEILING PLAN
1/4"=1'-0"
LAB EXPANSION

NOTES

These drawings are the property of, and shall not be used or reproduced without the consent of WBA Architects and Engineers Inc. The Contractor shall check and verify all dimensions and report all discrepancies to the Architect and/or Engineer.

PROJECT NORTH | TRUE NORTH

No.	Date	Issued	By:
I	2022-05-05	ISSUED FOR TENDER	WBA
J	2022-05-18	ISSUED FOR ADDENDUM# 02	WBA
K	2022-05-24	ISSUED FOR PERMIT	WBA
L	2022-09-26	ISSUED FOR CCN #001	WBA
M	2023-07-24	ISSUED FOR REVISION TO PERMIT	WBA
F	2022-03-03	ISSUED FOR 30% DESIGN REVIEW	WBA
G	2022-03-24	ISSUED FOR 60% DESIGN REVIEW	WBA
H	2022-04-18	ISSUED FOR 90% DESIGN REVIEW	WBA

KEY PLAN

AREAS OF WORK

FLOOR PLAN LEGEND:

- EXISTING AREA TO REMAIN
- INTERIOR ALTERATION / NEW ADDITION

EXISTING CEILING LEGEND

- EXISTING CEILING SYSTEM TO BE REMOVED
- EXISTING GYPSUM BOARD CEILING TO REMAIN
- EXISTING 2x4 LIGHT FIXTURE TO REMAIN
- EXISTING 1x4 LIGHT FIXTURE TO REMAIN
- EXISTING 2x2 LIGHT FIXTURE TO REMAIN
- EXISTING POT LIGHT FIXTURE TO REMAIN
- EXISTING 2x4 HEPA FILTER TO REMAIN
- EXISTING 2x2 DIFFUSER TO REMAIN
- EXISTING DIFFUSER TO REMAIN
- EXISTING RETURN AIR GRILL TO REMAIN
- EXISTING EXIT SIGN TO REMAIN
- EXISTING SPRINKLER HEAD TO REMAIN
- EXISTING FIRE ALARM SPEAKER TO REMAIN
- EXISTING COMBINATION FIRE ALARM AND PUBLIC ADDRESS SPEAKER TO REMAIN

NEW CEILING LEGEND

- L.A.P. 2' X 4' LAY-IN-ACOUSTIC PANEL CEILING FOR NORMAL USE
- L.G.P. 2' X 4' LAY-IN-GYPSUM PANEL CEILING WITH VINYL COATING
- GYPSUM BOARD SUSPENDED SYSTEM
- DENOTES FLUORESCENT LIGHT FIXTURE. REFER TO ELECTRICAL DIVISION.
- DENOTES POT LIGHT FIXTURE
- DENOTES HEPA FILTER OR AIR DIFFUSER. REFER TO MECHANICAL DIVISION.
- DENOTES NEW STAINLESS STEEL CEILING ACCESS PANEL. REFER TO MECHANICAL DIVISION FOR LOCATION
- NEW RETURN AIR GRILLE. REFER TO MECHANICAL DIVISION
- DENOTES NEW SPRINKLER HEAD
- DENOTES NEW FIRE ALARM SPEAKER
- DENOTES NEW COMBINATION FIRE ALARM AND PUBLIC ADDRESS SPEAKER
- DENOTES NEW EXIT LIGHT. ARROW INDICATES DIRECTION REFER TO ELECTRICAL DIVISION
- NEW EMERGENCY LIGHT

NOTE: ELECTRICAL & MECHANICAL ITEMS ARE SHOWN FOR GENERAL REFERENCE ONLY. REFER TO THE RELATED DIVISION FOR FULL EXTEND OF WORK

No.	Date	Revision	By.
4	2025-03-20	ISSUED FOR AS-BUILTS	WBA
3	2024-06-10	ISSUED FOR CCN #35	WBA
2	2024-05-08	ISSUED FOR SI #15	WBA
1	2024-01-24	ISSUED FOR SI #13	WBA
0	2023-03-13	ISSUED FOR CONSTRUCTION	WBA

Professional Seal | Professional Seal

Consultant:
wba architects and engineers Inc.
3 - 530 Rowntree Dairy Road
Vaughan, Ontario L4L 8H2
tel: 905-851-0616
fax: 905-851-7148
e-mail: info@wbaae.com

Client:
ThermoFisher SCIENTIFIC
2100 SYNTEX COURT
MISSISSAUGA, ON L5N 7K9

Project Title:
NEW LABORATORY AND GMP LOCKERS EXPANSION

Drawing Title:
NEW GROUND FLOOR REFLECTED CEILING PLAN LAB EXPANSION

CADD System: AUTOCAD 2021	Plot Scale: 1:1	Sheet Size: 30" x 42"
Drawn By: R.R. / M.K.	Date: SEP./2021	Drawing Scale: AS NOTED
Checked By: G.S.S	Date: SEP./2021	Rev.: 4
Project No.: 2210620	Dwg. No.: A311a	

CADD File Name:
Plotted By:
Plot Date:

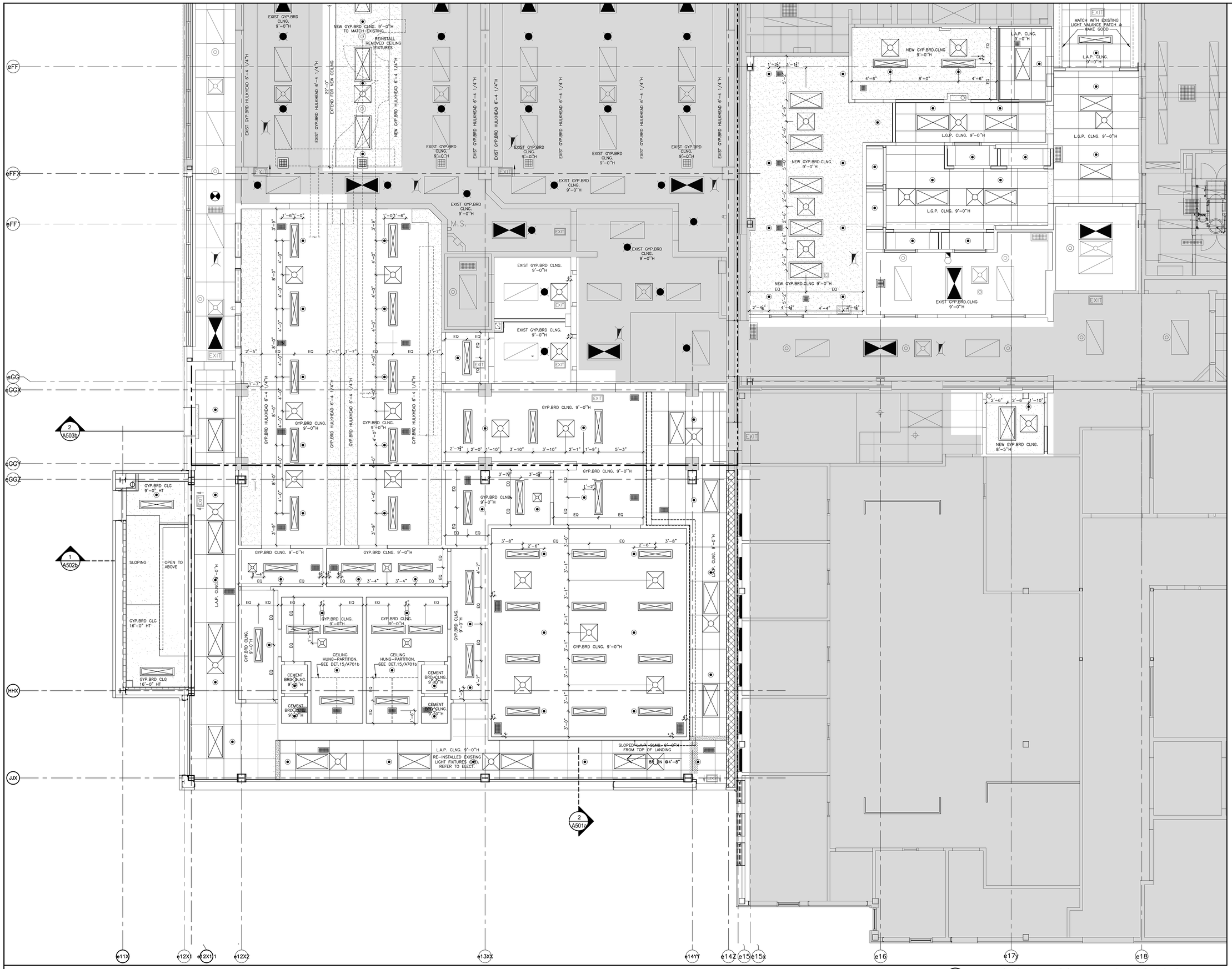

1 A311b NEW GROUND FLOOR REFLECTED CEILING PLAN
1/4"=1'-0"

NOTES

These drawings are the property of, and shall not be used or reproduced without the consent of WBA Architects and Engineers Inc. The Contractor shall check and verify all dimensions and report all discrepancies to the Architect and/or Engineer.

PROJECT NORTH | TRUE NORTH

No.	Date	Issued	By:
I	2022-05-05	ISSUED FOR TENDER	WBA
J	2022-05-24	ISSUED FOR PERMIT	WBA
K	2022-05-26	ISSUED FOR ADDENDUM #03	WBA
L	2022-09-16	ISSUED FOR PERMIT R1	WBA
M	2023-01-20	ISSUED FOR POST TENDER ADDENDUM #4	WBA
N	2023-07-24	ISSUED FOR REVISION TO PERMIT	WBA
G	2022-03-24	ISSUED FOR 60% DESIGN REVIEW	WBA
H	2022-04-18	ISSUED FOR 90% DESIGN REVIEW	WBA

KEY PLAN

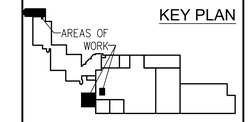

FLOOR PLAN LEGEND:

- EXISTING AREA TO REMAIN
- INTERIOR ALTERATION / NEW ADDITION

EXISTING CEILING LEGEND

- EXISTING CEILING SYSTEM TO BE REMOVED
- EXISTING GYPSUM BOARD CEILING TO REMAIN
- EXISTING 2x4 LIGHT FIXTURE TO REMAIN
- EXISTING 1x4 LIGHT FIXTURE TO REMAIN
- EXISTING 2x2 LIGHT FIXTURE TO REMAIN
- EXISTING POT LIGHT FIXTURE TO REMAIN
- EXISTING 2x4 HEPA FILTER TO REMAIN
- EXISTING 2x2 DIFFUSER TO REMAIN
- EXISTING DIFFUSER TO REMAIN
- EXISTING RETURN AIR GRILL TO REMAIN
- EXISTING EXIT SIGN TO REMAIN
- EXISTING SPRINKLER HEAD TO REMAIN
- EXISTING FIRE ALARM SPEAKER TO REMAIN
- EXISTING COMBINATION FIRE ALARM AND PUBLIC ADDRESS SPEAKER TO REMAIN

NEW CEILING LEGEND

- L.A.P. 2' X 4' LAY-IN-ACOUSTIC PANEL CEILING FOR NORMAL USE
- L.G.P. 2' X 4' LAY-IN-GYPSUM PANEL CEILING WITH VINYL COATING
- GYPSUM BOARD SUSPENDED SYSTEM
- DENOTES FLUORESCENT LIGHT FIXTURE. REFER TO ELECTRICAL DIVISION.
- DENOTES POT LIGHT FIXTURE
- DENOTES HEPA FILTER OR AIR DIFFUSER. REFER TO MECHANICAL DIVISION.
- DENOTES NEW STAINLESS STEEL CEILING ACCESS PANEL. REFER TO MECHANICAL DIVISION FOR LOCATION
- NEW RETURN AIR GRILLE. REFER TO MECHANICAL DIVISION
- DENOTES NEW SPRINKLER HEAD
- DENOTES NEW FIRE ALARM SPEAKER
- DENOTES NEW COMBINATION FIRE ALARM AND PUBLIC ADDRESS SPEAKER
- DENOTES NEW EXIT LIGHT. ARROW INDICATES DIRECTION REFER TO ELECTRICAL DIVISION
- NEW EMERGENCY LIGHT

NOTE: ELECTRICAL & MECHANICAL ITEMS ARE SHOWN FOR GENERAL REFERENCE ONLY. REFER TO THE RELATED DIVISION FOR FULL EXTEND OF WORK.

No.	Date	Revision	By:
2	2025-03-20	ISSUED FOR AS-BUILTS	WBA
1	2024-01-11	ISSUED FOR SI-12	WBA
0	2023-03-13	ISSUED FOR CONSTRUCTION	WBA

Professional Seal

Professional Seal

Consultant:

wba architects and engineers Inc.
3 - 530 Rowntree Dairy Road
Vaughan, Ontario L4L 8H2
tel: 905 851 0816
fax: 905 851 7148
e-mail: info@wbaae.com

Client:

ThermoFisher SCIENTIFIC
2100 SYNTEX COURT
MISSISSAUGA, ON L5N 7K9

Project Title:

NEW LABORATORY AND GMP LOCKERS EXPANSION

Drawing Title:

NEW GROUND FLOOR REFLECTED CEILING PLAN LOCKERS EXPANSION

CADD System: AUTOCAD 2021	Plot Scale: 1:1	Sheet Size: 30" x 42"
Drawn By: R.R. / M.K.	Date: SEP./2021	Drawing Scale: AS NOTED
Checked By: G.S.S	Date: SEP./2021	Rev.: 2
Project No.: 2210620	Dwg. No.: A311b	

CADD File Name:

Plotted By:

Plot Date:

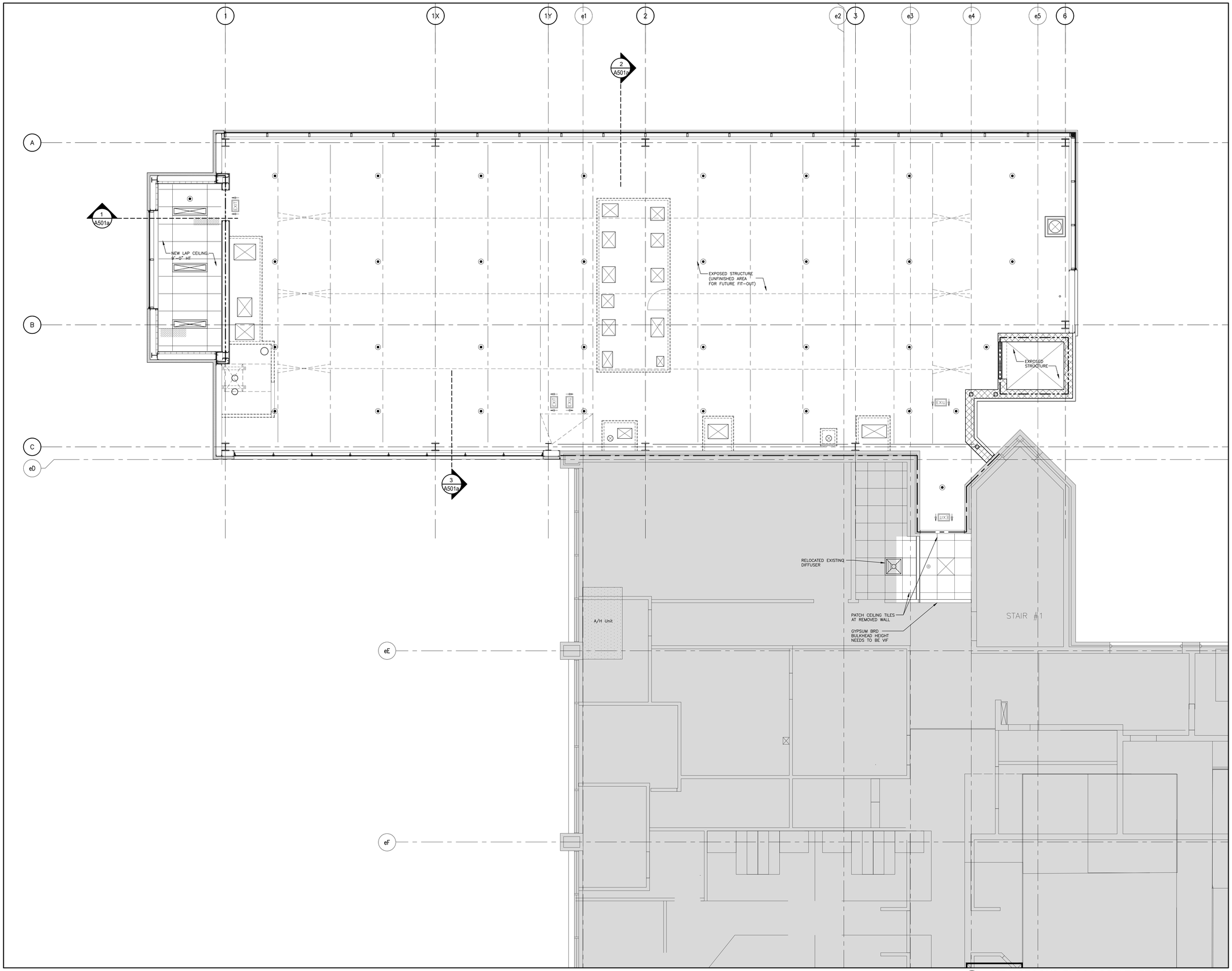

1 A312a NEW SECOND FLOOR REFLECTED CEILING PLAN
LAB EXPANSION
1/4"=1'-0"

NOTES

These drawings are the property of, and shall not be used or reproduced without the consent of WBA Architects and Engineers Inc. The Contractor shall check and verify all dimensions and report all discrepancies to the Architect and/or Engineer.

PROJECT NORTH | TRUE NORTH

No.	Date	Issued	By:
I	2022-05-05	ISSUED FOR TENDER	WBA
J	2022-05-18	ISSUED FOR ADDENDUM# 02	WBA
K	2022-05-24	ISSUED FOR PERMIT	WBA
L	2022-09-26	ISSUED FOR CCN #01	WBA
M	2023-07-24	ISSUED FOR REVISION TO PERMIT	WBA
F	2022-03-03	ISSUED FOR 30% DESIGN REVIEW	WBA
G	2022-03-24	ISSUED FOR 60% DESIGN REVIEW	WBA
H	2022-04-18	ISSUED FOR 90% DESIGN REVIEW	WBA

KEY PLAN

AREAS OF WORK

FLOOR PLAN LEGEND:

- EXISTING AREA TO REMAIN
- INTERIOR ALTERATION / NEW ADDITION

EXISTING CEILING LEGEND

- EXISTING CEILING SYSTEM TO BE REMOVED
- EXISTING GYPSUM BOARD CEILING TO REMAIN
- EXISTING 2x4 LIGHT FIXTURE TO REMAIN
- EXISTING 1x4 LIGHT FIXTURE TO REMAIN
- EXISTING 2x2 LIGHT FIXTURE TO REMAIN
- EXISTING POT LIGHT FIXTURE TO REMAIN
- EXISTING 2x4 HEPA FILTER TO REMAIN
- EXISTING 2x2 DIFFUSER TO REMAIN
- EXISTING DIFFUSER TO REMAIN
- EXISTING RETURN AIR GRILL TO REMAIN
- EXISTING EXIT SIGN TO REMAIN
- EXISTING SPRINKLER HEAD TO REMAIN
- EXISTING FIRE ALARM SPEAKER TO REMAIN
- EXISTING COMBINATION FIRE ALARM AND PUBLIC ADDRESS SPEAKER TO REMAIN

NEW CEILING LEGEND

- L.A.P. 2' X 4' LAY-IN-ACOUSTIC PANEL CEILING FOR NORMAL USE
- L.G.P. 2' X 4' LAY-IN-GYPSUM PANEL CEILING WITH VINYL COATING
- GYPSUM BOARD SUSPENDED SYSTEM
- DENOTES FLUORESCENT LIGHT FIXTURE, REFER TO ELECTRICAL DIVISION.
- DENOTES POT LIGHT FIXTURE
- DENOTES HEPA FILTER OR AIR DIFFUSER. REFER TO MECHANICAL DIVISION.
- DENOTES NEW STAINLESS STEEL CEILING ACCESS PANEL. REFER TO MECHANICAL DIVISION FOR LOCATION
- NEW RETURN AIR GRILLE. REFER TO MECHANICAL DIVISION
- DENOTES NEW SPRINKLER HEAD
- DENOTES NEW FIRE ALARM SPEAKER
- DENOTES NEW COMBINATION FIRE ALARM AND PUBLIC ADDRESS SPEAKER
- DENOTES NEW EXIT LIGHT. ARROW INDICATES DIRECTION REFER TO ELECTRICAL DIVISION
- NEW EMERGENCY LIGHT

NOTE: ELECTRICAL & MECHANICAL ITEMS ARE SHOWN FOR GENERAL REFERENCE ONLY. REFER TO THE RELATED DIVISION FOR FULL EXTEND OF WORK

No.	Date	Revision	By:
1	2025-03-20	ISSUED FOR AS-BUILTS	WBA
0	2023-03-13	ISSUED FOR CONSTRUCTION	WBA

Professional Seal

Professional Seal

Consultant:
wba architects and engineers Inc.
3 - 530 Rowntree Dairy Road
Vaughan, Ontario L4L 8H2
tel: 905-851-0515
fax: 905-851-7148
e-mail: info@wbaae.com

Client:
ThermoFisher SCIENTIFIC
2100 SYNTEX COURT
MISSISSAUGA, ON L5N 7K9

Project Title:
NEW LABORATORY AND GMP LOCKERS EXPANSION

Drawing Title:
NEW SECOND FLOOR REFLECTED CEILING PLAN LAB EXPANSION

CADD System : AUTOCAD 2021	Plot Scale: 1:1	Sheet Size: 30" x 42"
Drawn By: R.R. / M.K.	Date: SEP./2021	Drawing Scale: AS NOTED
Checked By: G.S.S	Date: SEP./2021	Rev.: 1
Project No.: 2210620	Dwg. No.: A312a	

CADD File Name:

Plotted By:

Plot Date:

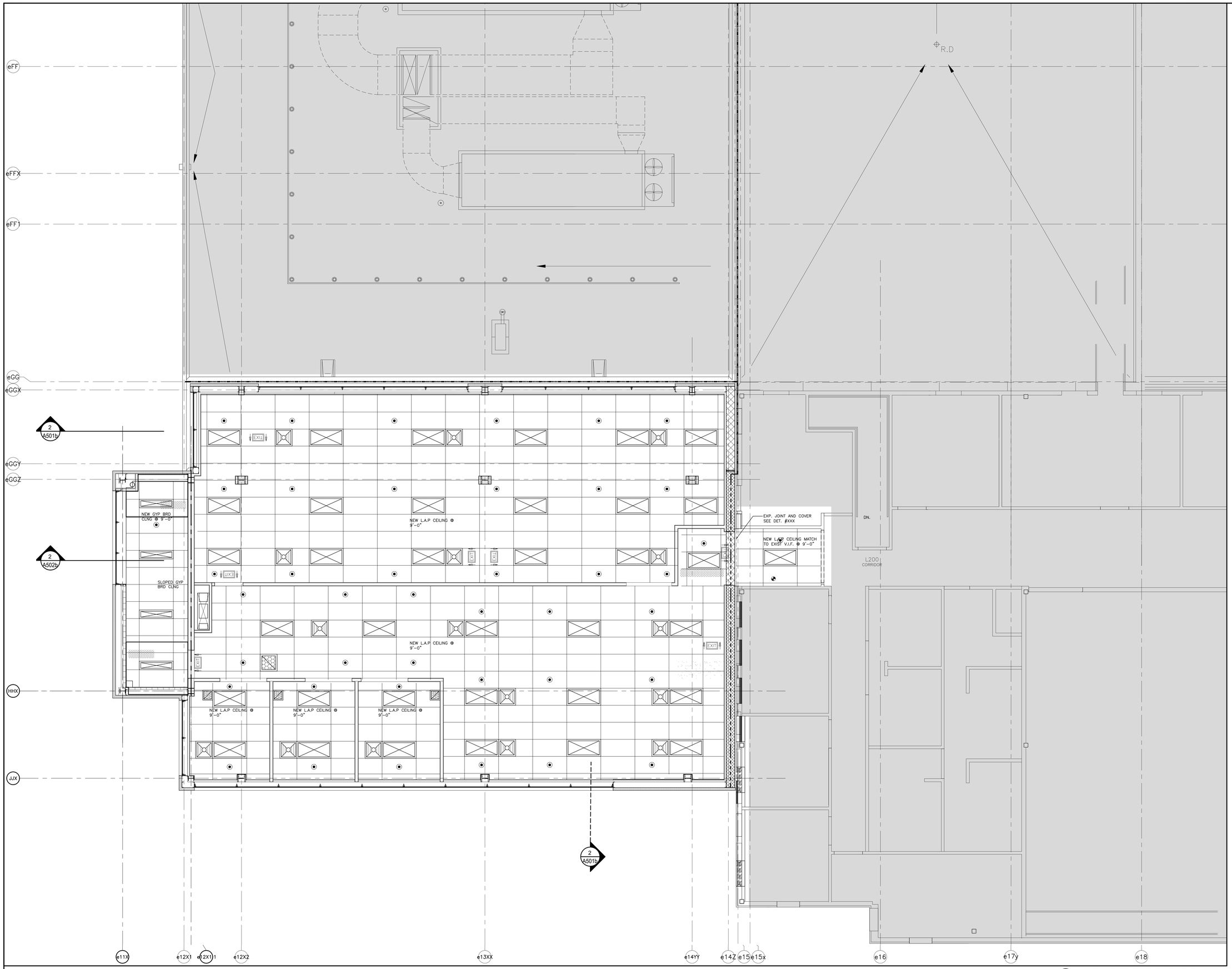

1 A302b NEW SECOND FLOOR PLAN
1/4"=1'-0"

NOTES

These drawings are the property of, and shall not be used or reproduced without the consent of WBA Architects and Engineers Inc. The Contractor shall check and verify all dimensions and report all discrepancies to the Architect and/or Engineer.

PROJECT NORTH | TRUE NORTH

No.	Date	Issued	By:
J	2022-09-16	ISSUED FOR PERMIT R1	WBA
K	2022-09-26	ISSUED FOR CCN #01	WBA
L	2023-01-20	ISSUED FOR POST TENDER ADDENDUM #4	WBA
M	2023-07-24	ISSUED FOR REVISION TO PERMIT	WBA
E	2022-02-17	ISSUED FOR PRE SCREEN REVIEW	WBA
F	2022-03-03	ISSUED FOR 30% DESIGN REVIEW	WBA
G	2022-03-24	ISSUED FOR 60% DESIGN REVIEW	WBA
H	2022-04-18	ISSUED FOR 90% DESIGN REVIEW	WBA

KEY PLAN

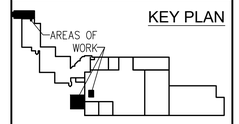

FLOOR PLAN LEGEND:

- EXISTING AREA TO REMAIN
- INTERIOR ALTERATION / NEW ADDITION

EXISTING CEILING LEGEND

- EXISTING CEILING SYSTEM TO BE REMOVED
- EXISTING GYPSUM BOARD CEILING TO REMAIN
- EXISTING 2x4 LIGHT FIXTURE TO REMAIN
- EXISTING 1x4 LIGHT FIXTURE TO REMAIN
- EXISTING 2x2 LIGHT FIXTURE TO REMAIN
- EXISTING POT LIGHT FIXTURE TO REMAIN
- EXISTING 2x4 HEPA FILTER TO REMAIN
- EXISTING 2x2 DIFFUSER TO REMAIN
- EXISTING DIFFUSER TO REMAIN
- EXISTING RETURN AIR GRILL TO REMAIN
- EXISTING EXIT SIGN TO REMAIN
- EXISTING SPRINKLER HEAD TO REMAIN
- EXISTING FIRE ALARM SPEAKER TO REMAIN
- EXISTING COMBINATION FIRE ALARM AND PUBLIC ADDRESS SPEAKER TO REMAIN

NEW CEILING LEGEND

- L.A.P. 2' X 4' LAY-IN-ACOUSTIC PANEL CEILING FOR NORMAL USE
- L.G.P. 2' X 4' LAY-IN-GYPSUM PANEL CEILING WITH VINYL COATING
- GYPSUM BOARD SUSPENDED SYSTEM
- DENOTES FLUORESCENT LIGHT FIXTURE. REFER TO ELECTRICAL DIVISION.
- DENOTES POT LIGHT FIXTURE
- DENOTES HEPA FILTER OR AIR DIFFUSER. REFER TO MECHANICAL DIVISION.
- DENOTES NEW STAINLESS STEEL CEILING ACCESS PANEL. REFER TO MECHANICAL DIVISION FOR LOCATION
- NEW RETURN AIR GRILLE. REFER TO MECHANICAL DIVISION
- DENOTES NEW SPRINKLER HEAD
- DENOTES NEW FIRE ALARM SPEAKER
- DENOTES NEW COMBINATION FIRE ALARM AND PUBLIC ADDRESS SPEAKER
- DENOTES NEW EXIT LIGHT. ARROW INDICATES DIRECTION REFER TO ELECTRICAL DIVISION
- NEW EMERGENCY LIGHT

NOTE: ELECTRICAL & MECHANICAL ITEMS ARE SHOWN FOR GENERAL REFERENCE ONLY. REFER TO THE RELATED DIVISION FOR FULL EXTEND OF WORK

No.	Date	Revision	By:
1	2025-03-20	ISSUED FOR AS-BUILTS	WBA
0	2023-03-13	ISSUED FOR CONSTRUCTION	WBA

Professional Seal

Professional Seal

Consultant:

wba architects and engineers Inc.
3 - 530 Rowntree Dairy Road
Vaughan, Ontario L4L 8H2
tel: 905-851-0616
fax: 905-851-7148
e-mail: info@wbaae.com

Client:

ThermoFisher SCIENTIFIC
2100 SYNTEX COURT
MISSISSAUGA, ON L5N 7K9

Project Title:
NEW LABORATORY AND GMP LOCKERS EXPANSION

Drawing Title:
NEW SECOND FLOOR REFLECTED CEILING PLAN LOCKER EXPANSION

CADD System: AUTOCAD 2021	Plot Scale: 1:1	Sheet Size: 30" x 42"
Drawn By: R.R. / M.K.	Date: SEP./2021	Drawing Scale: AS NOTED
Checked By: G.S.S	Date: SEP./2021	Rev.: 1
Project No.: 2210620	Dwg. No.: A312b	

CADD File Name:

Plotted By:

Plot Date:

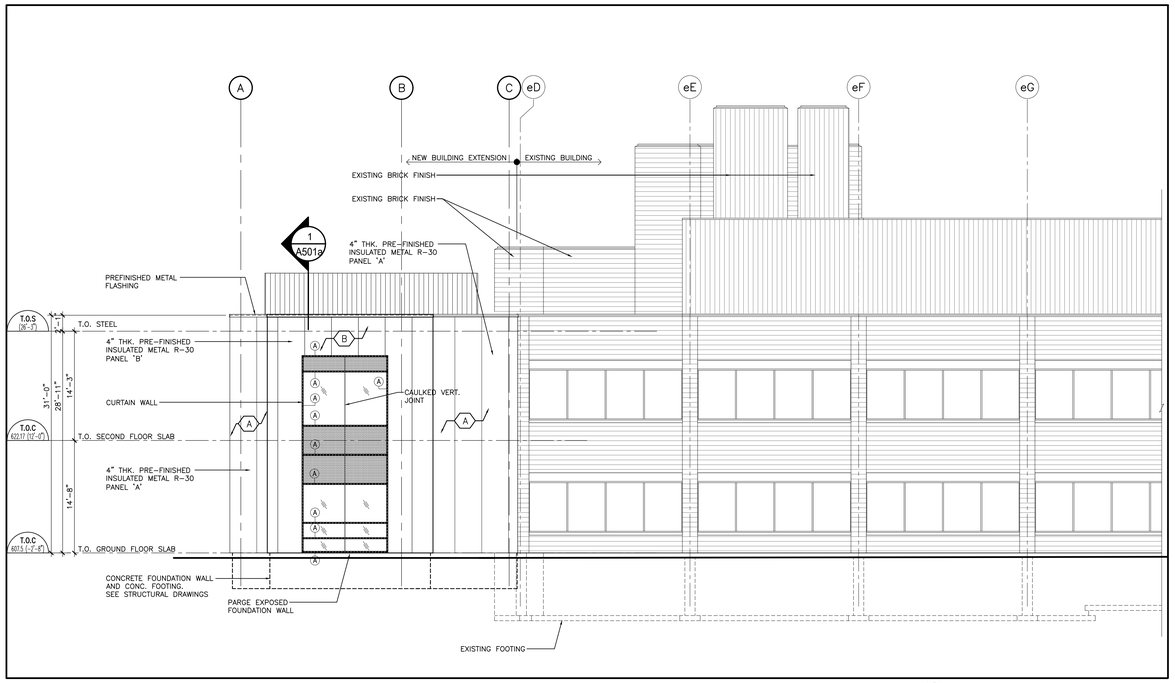

4 A401a NEW WEST ELEVATION
1/8"=1'-0"

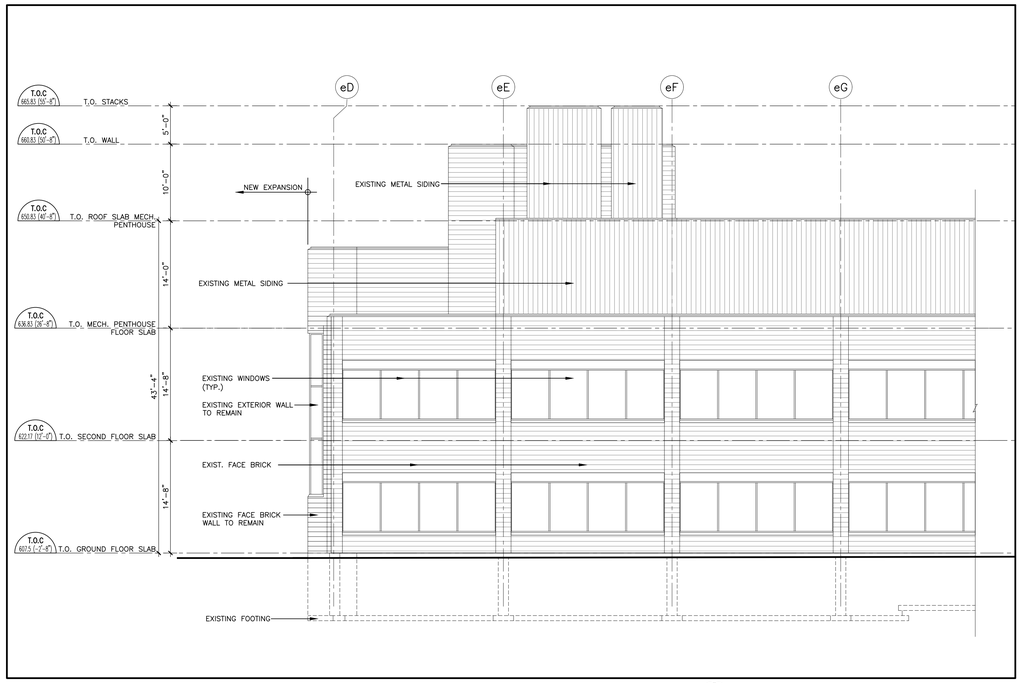

3 A401a DEMOLITION WEST ELEVATION
1/8"=1'-0"

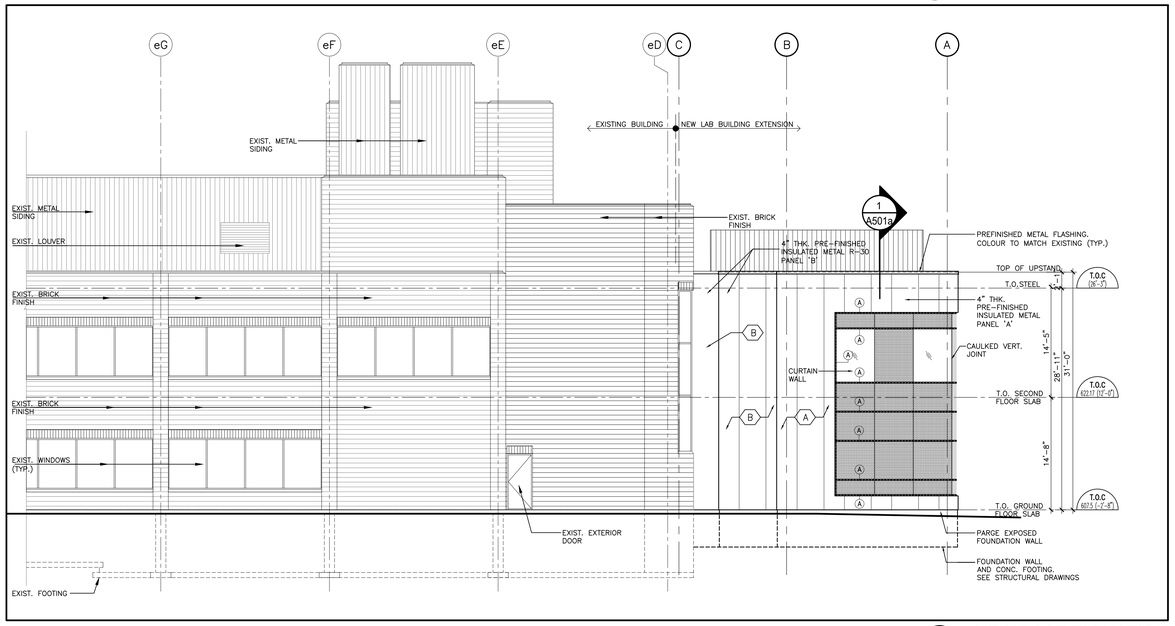

2 A401a NEW EAST ELEVATION
1/8"=1'-0"

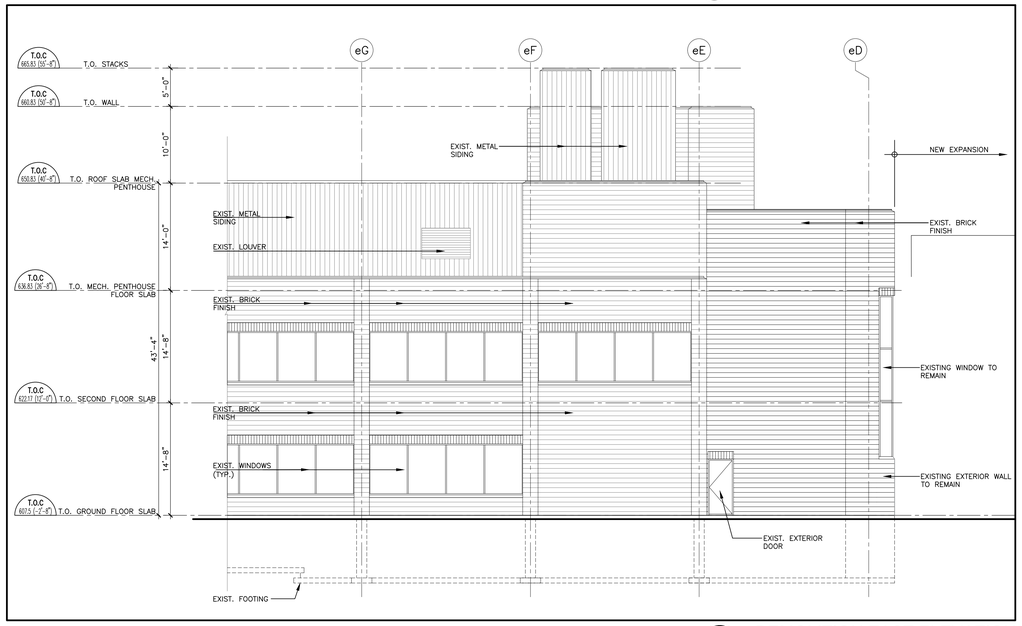

1 A401a DEMOLITION EAST ELEVATION
1/8"=1'-0"

NOTES

These drawings are the property of, and shall not be used or reproduced without the consent of WBA Architects and Engineers Inc. The Contractor shall check and verify all dimensions and report all discrepancies to the Architect and/or Engineer.

No.	Date	Issued	By:
I	2022-04-18	ISSUED FOR 90% DESIGN REVIEW	WBA
J	2022-05-02	ISSUED FOR SPA	WBA
K	2022-05-05	ISSUED FOR TENDER	WBA
L	2022-05-24	ISSUED FOR PERMIT	WBA
M	2022-09-09	ISSUED FOR REV-2 SPA	WBA
N	2022-09-16	ISSUED FOR PERMIT R1	WBA
O	2022-09-26	ISSUED FOR CCN #01	WBA

EXTERIOR CLADDING LEGEND:

- 5" INSULATED BLACK SPANDREL PANEL (R=20.85)
- TINTED DOUBLE GLASS
- (A) 5" CURTAIN WALL/WINDOW MULLION TYPE 'A' – PAINTED RED (SEE SPEC FOR COLOUR)
- (B) 5" CURTAIN WALL/WINDOW MULLION TYPE 'B' – PAINTED BLACK
- (A) 4" THICK PRE-FINISHED INSULATED METAL PANEL (R-30) ON STEEL FRAME TYPE 'A' (SEE SPEC)
- (B) 4" THICK PRE-FINISHED INSULATED METAL PANEL (R-30) ON CONCRETE BLOCK TYPE 'B' (SEE SPEC)

No.	Date	Revision	By:
2	2025-03-20	ISSUED FOR AS-BUILTS	WBA
1	2023-10-10	ISSUED FOR SUPPOR	WBA
0	2023-03-13	ISSUED FOR CONSTRUCTION	WBA

Professional Seal

Professional Seal

Consultant:
wba architects and engineers Inc.
3 - 530 Rowntree Dairy Road
Vaughan, Ontario L4L 5W3
tel: 905•851•0616
fax: 905•851•7148
e-mail: info@wbaae.com

Client:
ThermoFisher SCIENTIFIC
2100 SYNTEX COURT
MISSISSAUGA, ON L5N 7K9

Project Title:
NEW LABORATORY AND GMP LOCKERS EXPANSION

Drawing Title:
DEMOLITION AND NEW LAB BUILDING ELEVATIONS

CADD System: AUTOCAD 2021	Plot Scale: 1:1	Sheet Size: 30" x 42"
Drawn By: R.R. / M.K.	Date: SEP./2021	Drawing Scale: AS NOTED
Checked By: G.S.S	Date: SEP./2021	Rev.: 2
Project No.: 2210620	Dwg. No.: A401a	

CADD File Name:

Plotted By:

Plot Date:

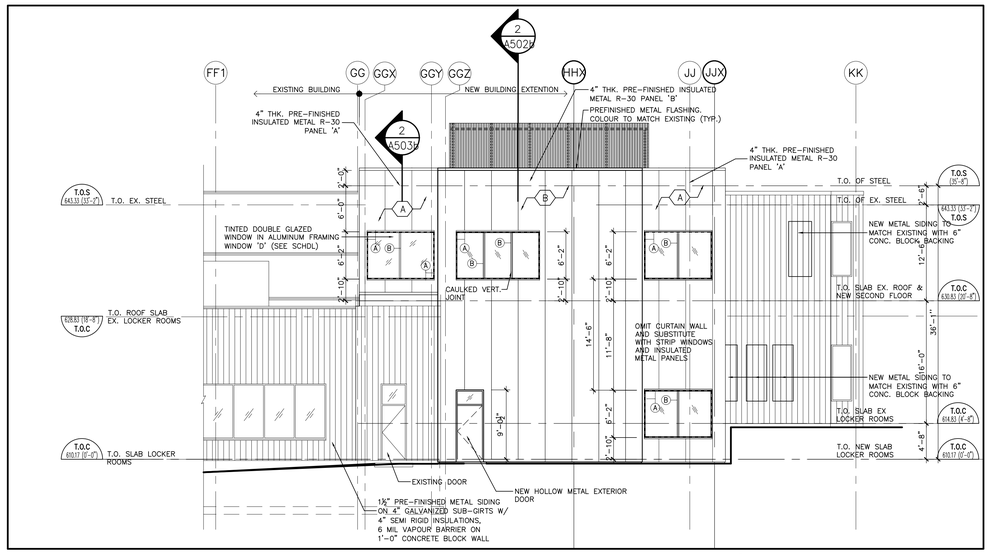

4 A401b NEW WEST ELEVATION
1/8"=1'-0"

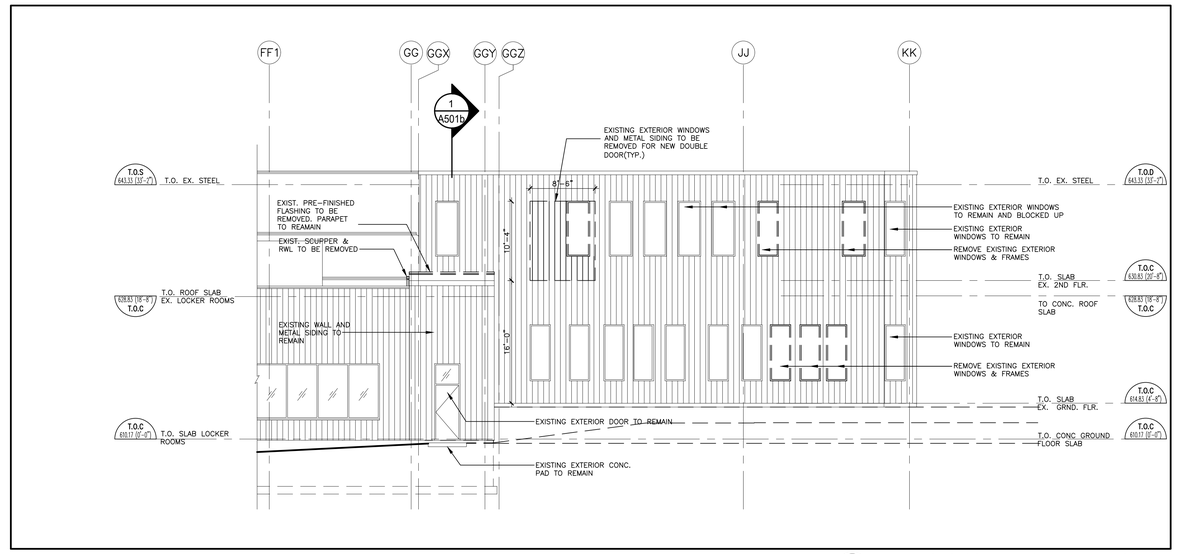

3 A401b DEMOLITION WEST ELEVATION
1/8"=1'-0"

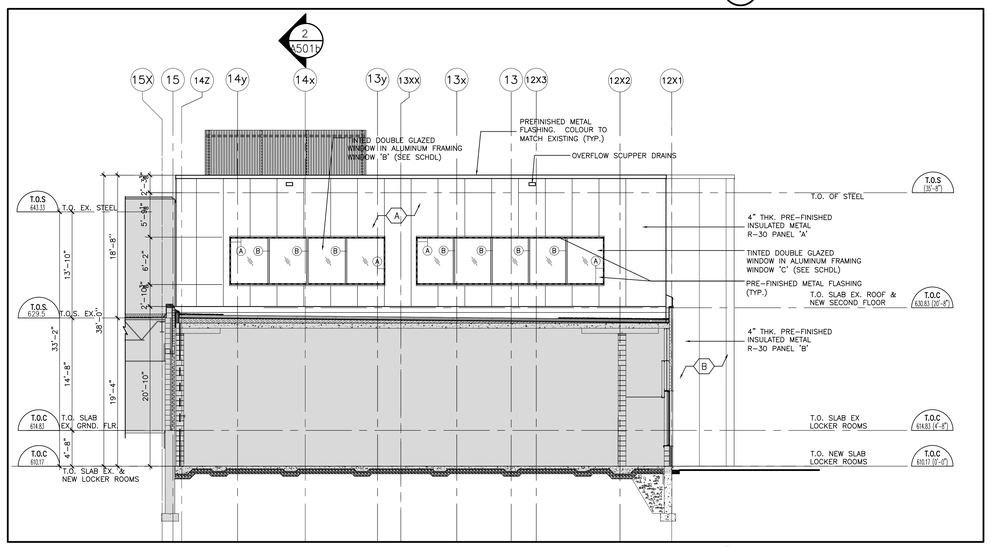

5 A401b NEW NORTH ELEVATION
1/8"=1'-0"

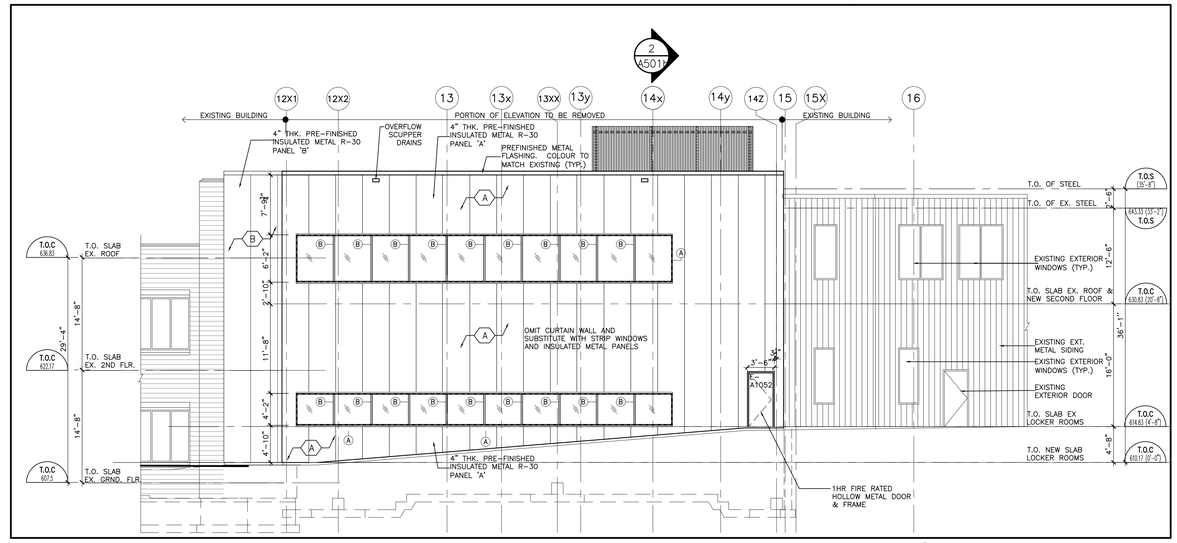

2 A401b NEW SOUTH ELEVATION
1/8"=1'-0"

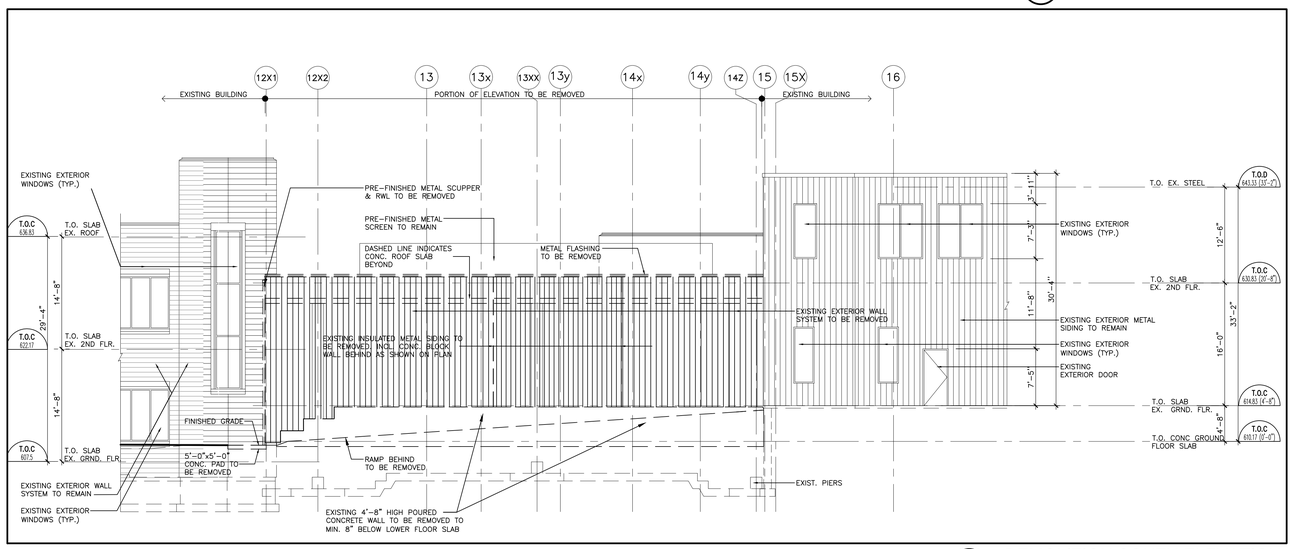

1 A401b DEMOLITION SOUTH ELEVATION
1/8"=1'-0"

NOTES

These drawings are the property of, and shall not be used or reproduced without the consent of WBA Architects and Engineers Inc. The Contractor shall check and verify all dimensions and report all discrepancies to the Architect and/or Engineer.

No.	Date	Issued	By:
Q	2022-11-08	ISSUED FOR CCN# 03	WBA
R	2022-11-28	ISSUED FOR CCN #005	WBA
S	2022-12-08	ISSUED FOR PERMIT R3	WBA
T	2023-01-20	ISSUED FOR POST TENDER ADDENDUM #4	WBA
U	2023-07-24	ISSUED FOR REVISION TO PERMIT	WBA
N	2022-09-26	ISSUED FOR CCN #01	WBA
O	2022-10-25	ISSUED FOR PERMIT R2	WBA
P	2022-11-03	ISSUED FOR REV-2 SPA	WBA

EXTERIOR CLADDING LEGEND:

- 5" INSULATED BLACK SPANDREL PANEL (R=20.85)
- TINTED DOUBLE GLASS
- (A) 5" CURTAIN WALL/WINDOW MULLION TYPE 'A' – PAINTED RED (SEE SPEC FOR COLOUR)
- (B) 5" CURTAIN WALL/WINDOW MULLION TYPE 'B' – PAINTED BLACK
- (A) 4" THICK PRE-FINISHED INSULATED METAL PANEL (R-30) ON STEEL FRAME TYPE 'A' (SEE SPEC)
- (B) 4" THICK PRE-FINISHED INSULATED METAL PANEL (R-30) ON CONCRETE BLOCK TYPE 'B' (SEE SPEC)

No.	Date	Revision	By:
2	2025-03-20	ISSUED FOR AS-BUILTS	WBA
1	2023-10-10	ISSUED FOR SUPOR	WBA
0	2023-03-13	ISSUED FOR CONSTRUCTION	WBA

Professional Seal

Professional Seal

Consultant:

wba architects and engineers Inc.
3 - 530 Rowntree Dairy Road
Vaughan, Ontario L4L 8H2
tel: 905-851-0616
fax: 905-851-7148
e-mail: info@wbaae.com

Client: ThermoFisher SCIENTIFIC
2100 SYNTEX COURT
MISSISSAUGA, ON L5N 7K9

Project Title: NEW LABORATORY AND GMP LOCKERS EXPANSION

Drawing Title: DEMOLITION AND NEW LOCKERS BUILDING ELEVATIONS

CADD System: AUTOCAD 2021	Plot Scale: 1:1	Sheet Size: 30" x 42"
Drawn By: R.R. / M.K.	Date: SEP./2021	Drawing Scale: AS NOTED
Checked By: G.S.S	Date: SEP./2021	Rev.: 2
Project No.: 2210620	Dwg No.: A401b	

CADD File Name:

Plotted By:

Plot Date:

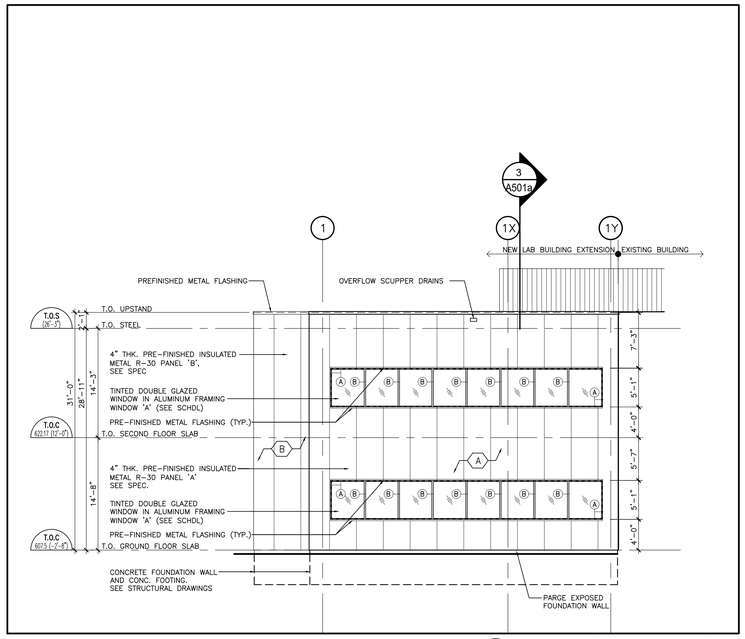

3 A402a NEW SOUTH ELEVATION
1/8"=1'-0"

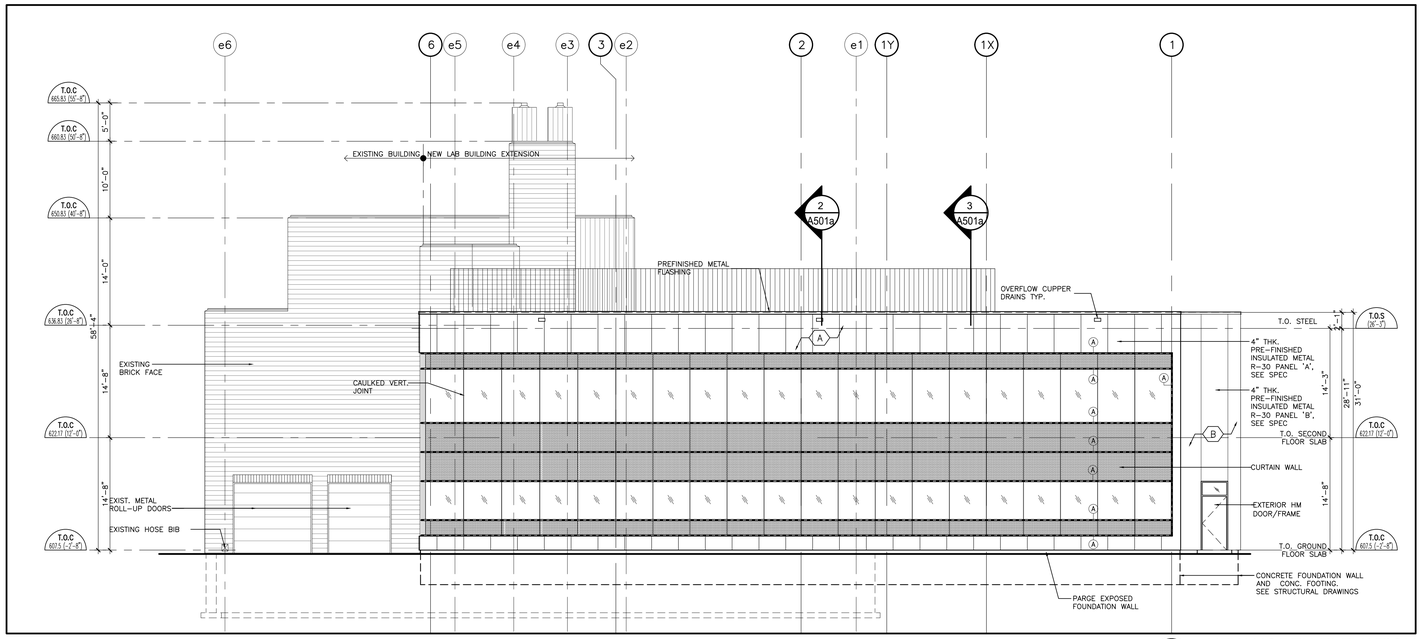

2 A402a NEW NORTH ELEVATION
1/8"=1'-0"

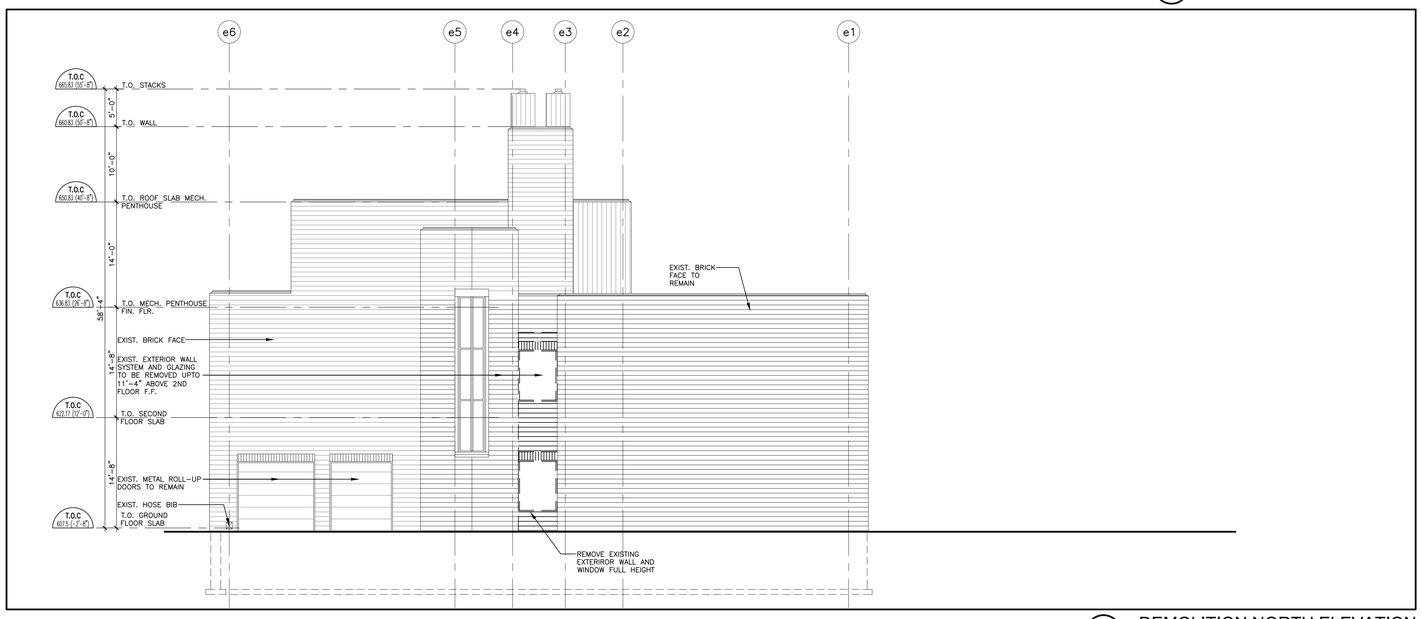

1 A402a DEMOLITION NORTH ELEVATION
1/8"=1'-0"

NOTES

These drawings are the property of, and shall not be used or reproduced without the consent of WBA Architects and Engineers Inc. The Contractor shall check and verify all dimensions and report all discrepancies to the Architect and/or Engineer.

No.	Date	Issued	By:
I	2022-04-18	ISSUED FOR 90% DESIGN REVIEW	WBA
J	2022-05-02	ISSUED FOR SPA	WBA
K	2022-05-05	ISSUED FOR TENDER	WBA
L	2022-05-24	ISSUED FOR PERMIT	WBA
M	2022-09-09	ISSUED FOR REV-2 SPA	WBA
N	2022-09-16	ISSUED FOR PERMIT R1	WBA
H	2022-03-30	ISSUED FOR TENDER	WBA

EXTERIOR CLADDING LEGEND:

- 5" INSULATED BLACK SPANDREL PANEL (R=20.85)
- TINTED DOUBLE GLASS
- (A) 5" CURTAIN WALL/WINDOW MULLION TYPE 'A' – PAINTED RED (SEE SPEC FOR COLOUR)
- (B) 5" CURTAIN WALL/WINDOW MULLION TYPE 'B' – PAINTED BLACK
- (A) 4" THICK PRE-FINISHED INSULATED METAL PANEL (R-30) ON STEEL FRAME TYPE 'A' (SEE SPEC)
- (B) 4" THICK PRE-FINISHED INSULATED METAL PANEL (R-30) ON CONCRETE BLOCK TYPE 'B' (SEE SPEC)

No.	Date	Revision	By:
2	2025-03-20	ISSUED FOR AS-BUILTS	WBA
1	2023-10-10	ISSUED FOR SUBDB	WBA
0	2023-03-13	ISSUED FOR CONSTRUCTION	WBA

Professional Seal

Professional Seal

Consultant:

wba architects and engineers Inc.
3 - 530 Rowntree Dairy Road
Vaughan, Ontario L4L 8H2
tel: 905 851 0816
fax: 905 851 7148
e-mail: info@wbaae.com

Client:
ThermoFisher SCIENTIFIC
2100 SYNTEX COURT
MISSISSAUGA, ON L5N 7K9

Project Title:
NEW LABORATORY AND GMP LOCKERS EXPANSION

Drawing Title:
DEMOLITION AND NEW LAB BUILDING ELEVATIONS

CADD System: AUTOCAD 2021	Plot Scale: 1:1	Sheet Size: 30" x 42"
Drawn By: R.R. / M.K.	Date: SEP./2021	Drawing Scale: AS NOTED
Checked By: G.S.S	Date: SEP./2021	Rev.: 2
Project No.: 2210620	Dwg. No.: A402a	

CADD File Name:

Plotted By:

Plot Date:

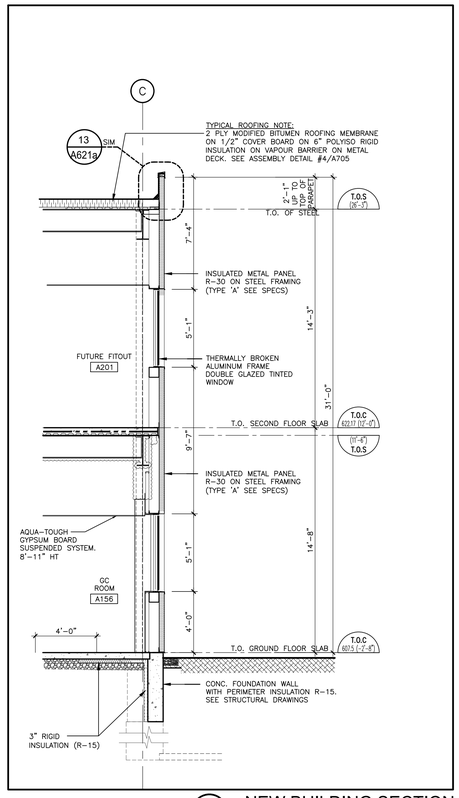

3 A501a NEW BUILDING SECTION
1/4"=1'-0"

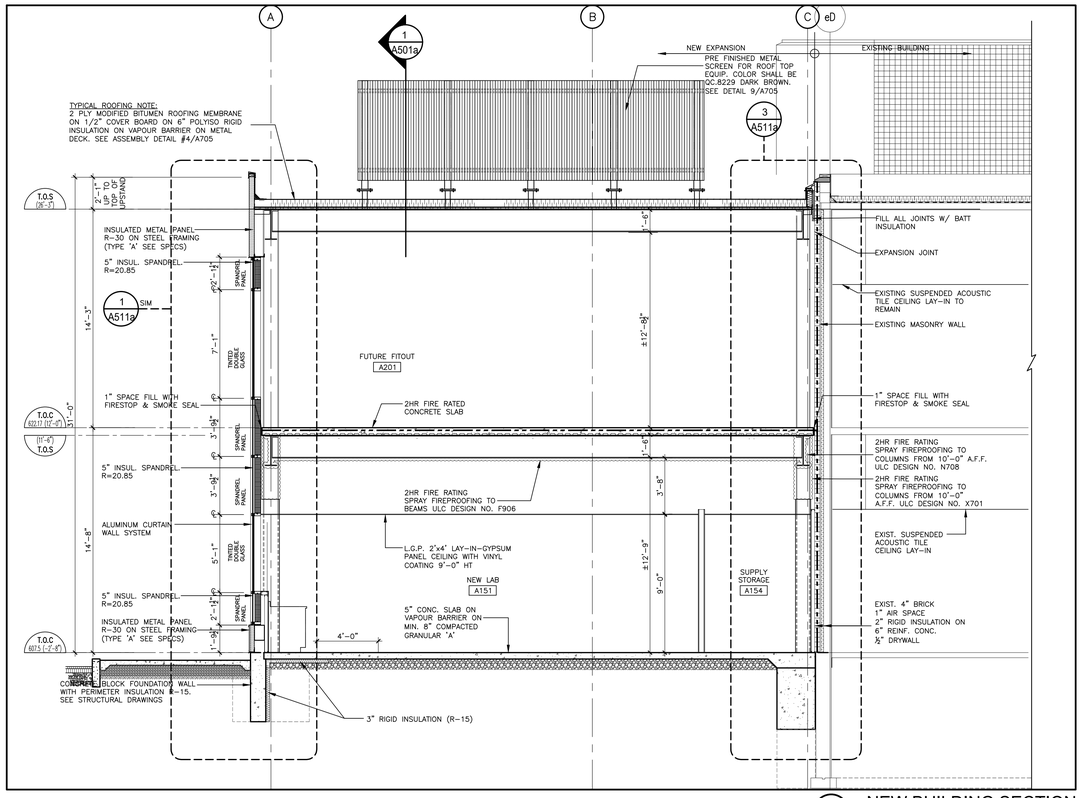

2 A501a NEW BUILDING SECTION
LAB EXPANSION
1/4"=1'-0"

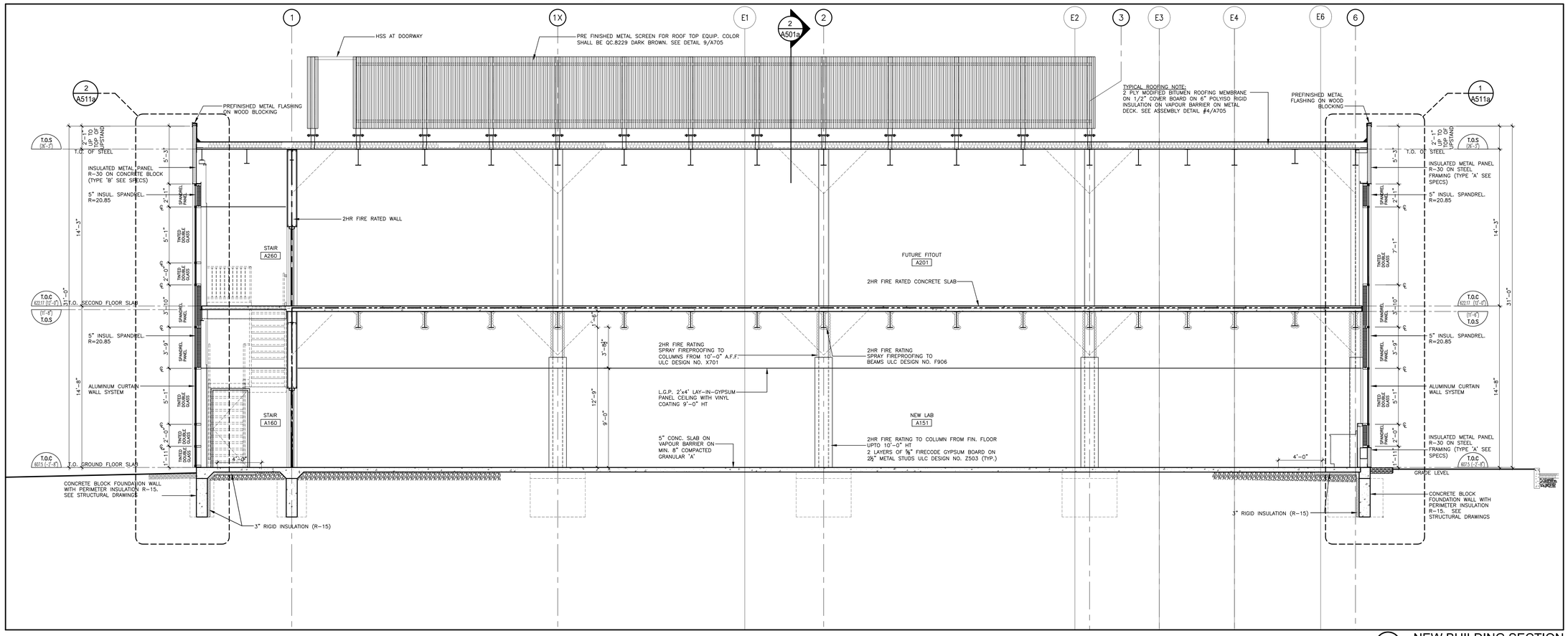

1 A501a NEW BUILDING SECTION
LAB EXPANSION
1/4"=1'-0"

NOTES

These drawings are the property of, and shall not be used or reproduced without the consent of WBA Architects and Engineers Inc. The Contractor shall check and verify all dimensions and report all discrepancies to the Architect and/or Engineer.

No.	Date	Issued	By:
Q	2022-12-08	ISSUED FOR PERMIT R3	WBA
R	2023-02-23	ISSUED FOR CCN #09	WBA
S	2023-07-24	ISSUED FOR REVISION TO PERMIT	WBA
L	2022-05-24	ISSUED FOR PERMIT	WBA
M	2022-05-26	ISSUED FOR ADDENDUM #03	WBA
N	2022-09-16	ISSUED FOR PERMIT R1	WBA
O	2022-09-26	ISSUED FOR CCN #01	WBA
P	2022-11-08	ISSUED FOR CCN# 03	WBA

No.	Date	Revision	By:
1	2025-03-20	ISSUED FOR AS-BUILTS	WBA
0	2023-03-13	ISSUED FOR CONSTRUCTION	WBA

Professional Seal

Professional Seal

Consultant:

wba architects and engineers inc.
3 - 530 Rowntree Dairy Road
Vaughan, Ontario L4L 8H2
tel: 905 851 0616
fax: 905 851 7148
e-mail info@wbaae.com

Client:
ThermoFisher SCIENTIFIC
2100 SYNTEX COURT
MISSISSAUGA, ON L5N 7K9

Project Title:
NEW LABORATORY AND GMP LOCKERS EXPANSION

Drawing Title:
NEW BUILDING SECTIONS LAB EXPANSION

CADD System : AUTOCAD 2021	Plot Scale: 1:1	Sheet Size: 30" x 42"
Drawn By: R.R. / M.K.	Date: SEP./2021	Drawing Scale: AS NOTED
Checked By: G.S.S	Date: SEP./2021	Rev.: 1
Project No.: 2210620	Dwg No.: A501a	

CADD File Name:

Plotted By:

Plot Date:

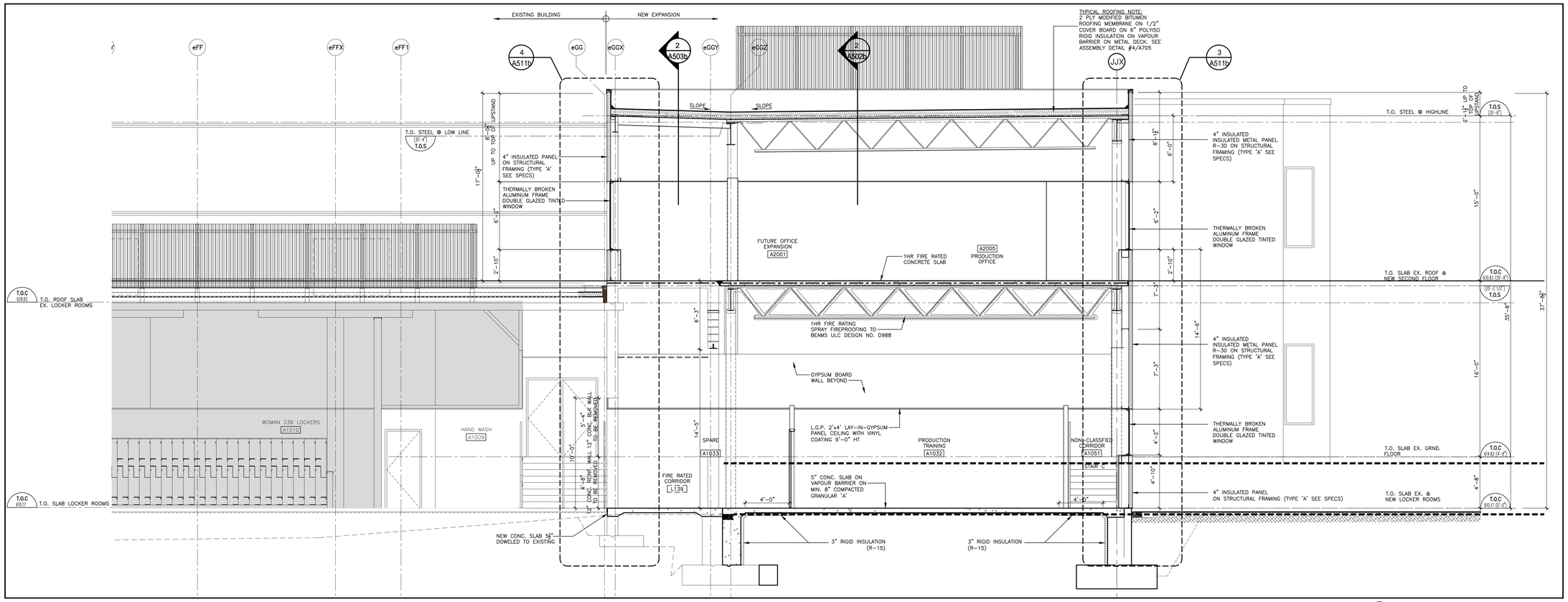

2 A501b 1/4"=1'-0" NEW BUILDING SECTIONS LOCKER EXPANSION

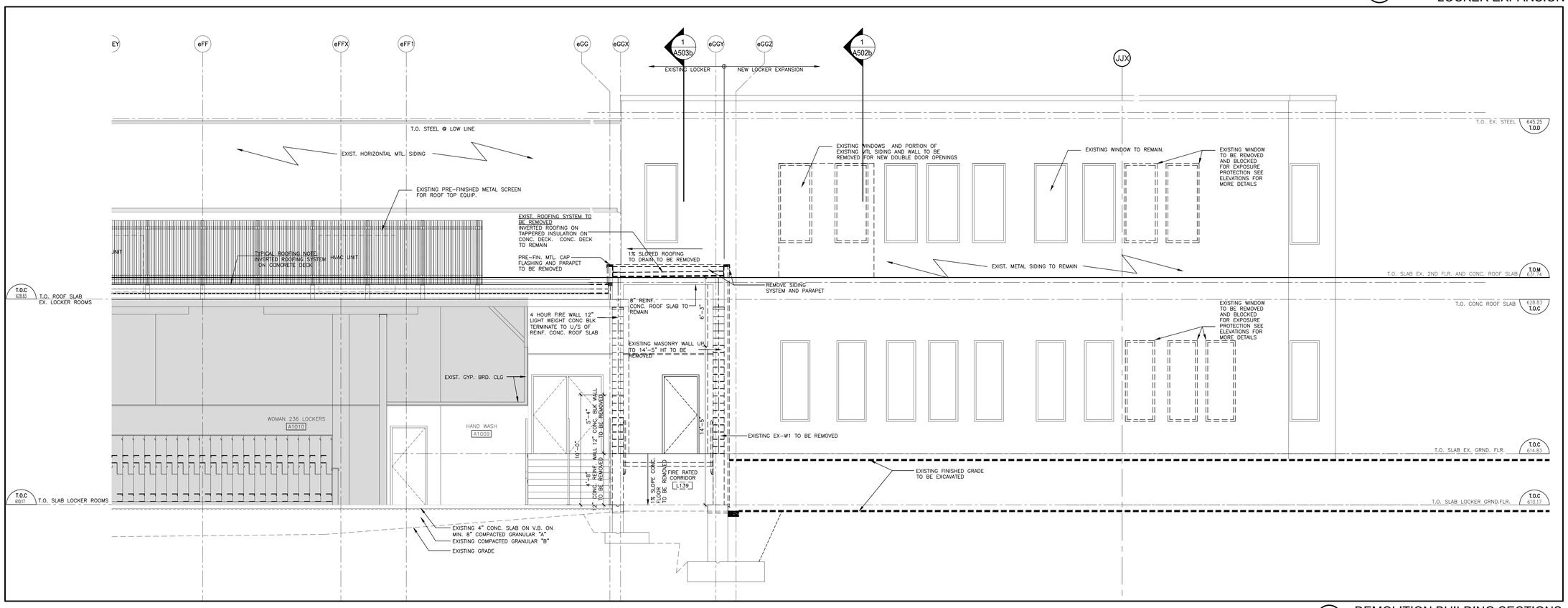

1 A501b 1/4"=1'-0" DEMOLITION BUILDING SECTIONS LOCKER EXPANSION

NOTES

These drawings are the property of, and shall not be used or reproduced without the consent of WBA Architects and Engineers Inc. The Contractor shall check and verify all dimensions and report all discrepancies to the Architect and/or Engineer.

No.	Date	Issued	By:
Q	2022-11-08	ISSUED FOR CCN# 03	WBA
R	2022-11-28	ISSUED FOR CCN# 05	WBA
S	2023-01-20	ISSUED FOR POST TENDER ADDENDUM #4	WBA
T	2023-02-23	ISSUED FOR CCN #09	WBA
U	2023-07-24	ISSUED FOR REVISION TO PERMIT	WBA
N	2022-09-26	ISSUED FOR CCN #01	WBA
O	2022-10-24	ISSUED FOR PERMIT R2	WBA
P	2022-11-03	ISSUED FOR REV-2 SPA	WBA

No.	Date	Revision	By:
1	2025-03-20	ISSUED FOR AS-BUILTS	WBA
0	2023-03-13	ISSUED FOR CONSTRUCTION	WBA

Professional Seal

Professional Seal

Consultant:
wba architects and engineers Inc.
3 - 530 Rowntree Dairy Road
Vaughan, Ontario L4L 8H2
tel: 905-851-0616
fax: 905-417-2666
e-mail: info@wbaar.com

Client:
ThermoFisher SCIENTIFIC
2100 SYNTEX COURT
MISSISSAUGA, ON L5N 7K9

Project Title:
NEW LABORATORY AND GMP LOCKERS EXPANSION

Drawing Title:
DEMOLITION AND NEW PARTIAL BUILDING SECTIONS LOCKERS EXPANSION

CADD System :	Plot Scale:	Sheet Size:
AUTOCAD 2021	1:1	30" x 42"
Drawn By:	Date:	Drawing Scale:
R.R. / M.K.	SEP./2021	AS NOTED
Checked By:	Date:	Rev.:
G.S.S	SEP./2021	1
Project No.:	Dwg No.:	
2210620	A501b	

CADD File Name:

Plotted By:

Plot Date:

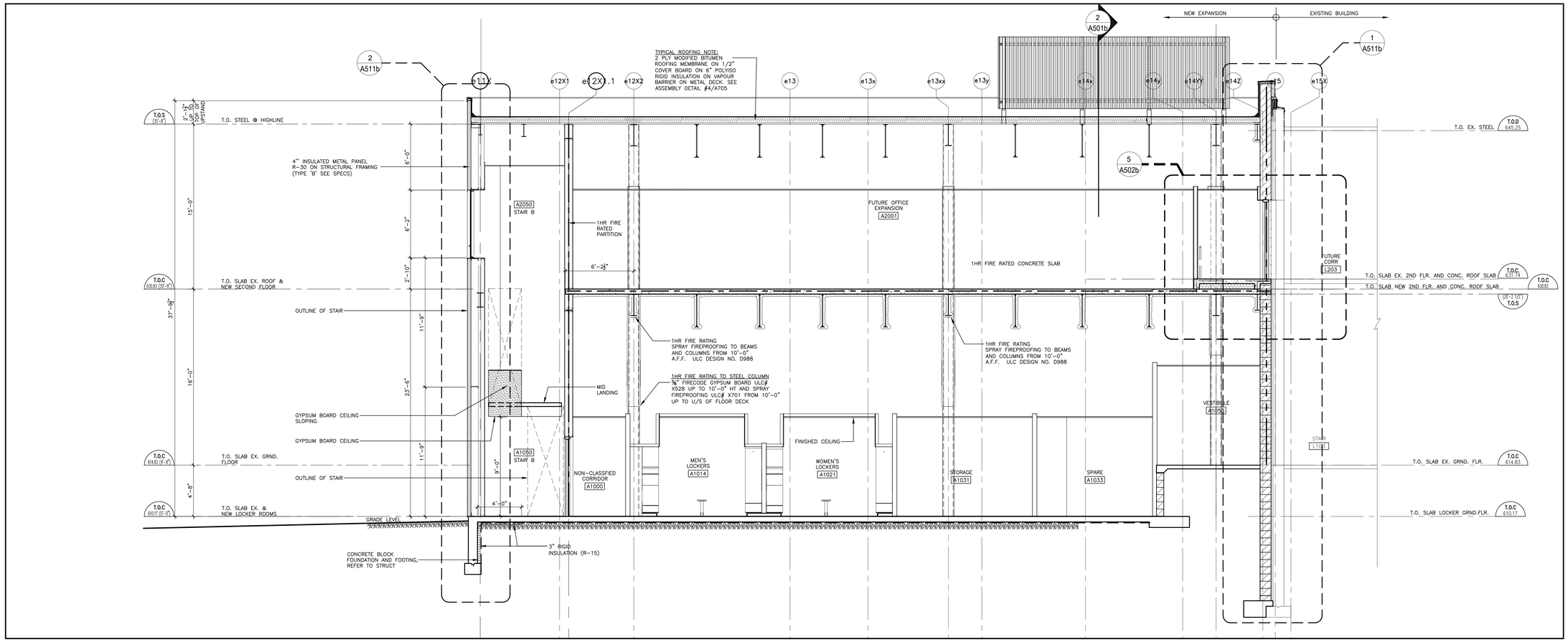

2 A502b — NEW BUILDING SECTIONS LOCKER EXPANSION 1/4"=1'-0"

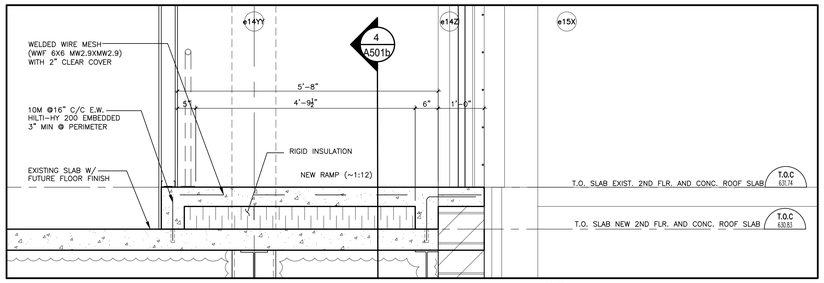

5 A502b — NEW RAMP LOCKER EXPANSION 3/4"=1'-0"

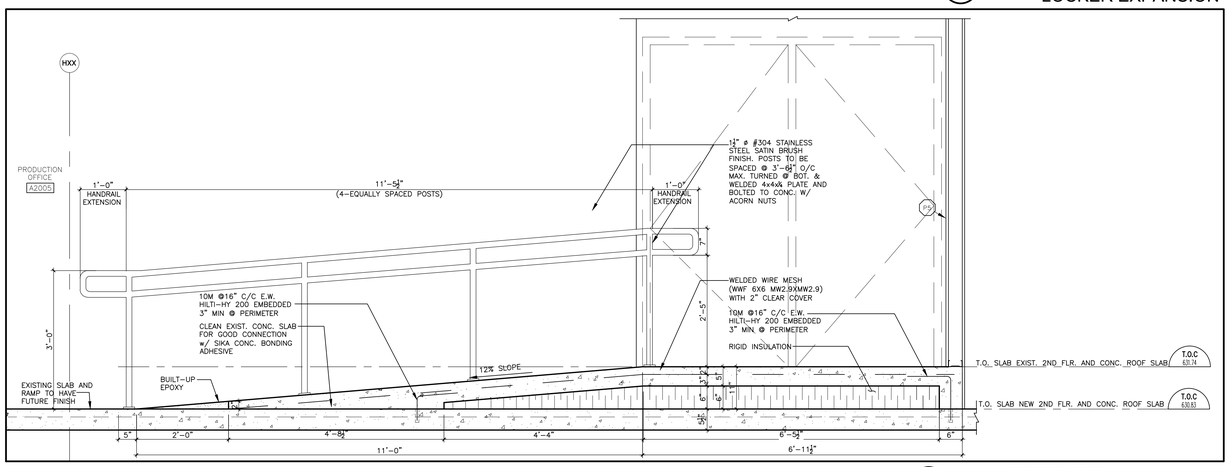

4 A502b — NEW RAMP LOCKER EXPANSION 3/4"=1'-0"

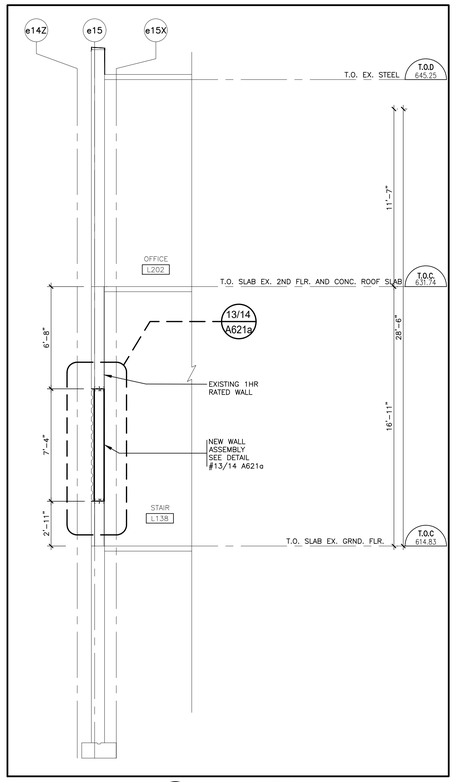

3 A502b — NEW LOCKER EXPANSION 1/4"=1'-0"

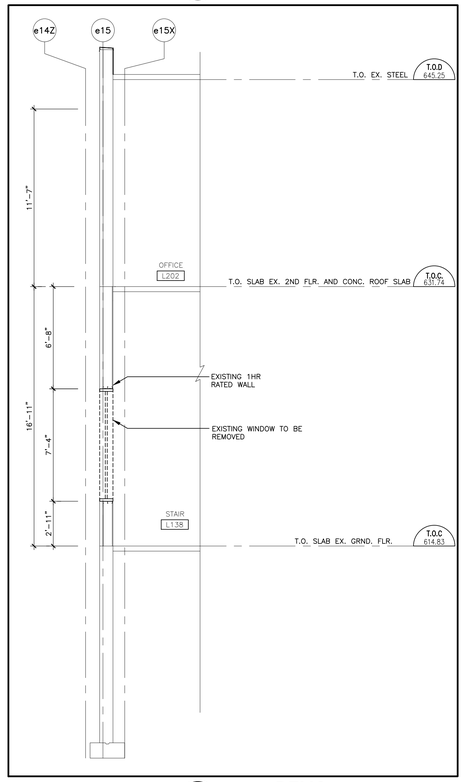

1 A502b — DEMO LOCKER EXPANSION 1/4"=1'-0"

NOTES

These drawings are the property of, and shall not be used or reproduced without the consent of WBA Architects and Engineers Inc. The Contractor shall check and verify all dimensions and report all discrepancies to the Architect and/or Engineer.

No.	Date	Issued	By:
Q	2022-11-28	ISSUED FOR CCN# 05	WBA
R	2023-01-20	ISSUED FOR POST TENDER ADDENDUM #4	WBA
S	2023-02-23	ISSUED FOR CCN #09	WBA
T	2023-06-02	ISSUED FOR REVISION TO PERMIT	WBA
M	2022-09-16	ISSUED FOR PERMIT R1	WBA
N	2022-09-26	ISSUED FOR CCN #01	WBA
O	2022-10-25	ISSUED FOR PERMIT R2	WBA
P	2022-11-08	ISSUED FOR CCN# 03	WBA

No.	Date	Revision	By:
2	2025-03-20	ISSUED FOR AS-BUILTS	WBA
1	2023-09-05	ISSUED FOR CCN #19	WBA
0	2023-03-13	ISSUED FOR CONSTRUCTION	WBA

Professional Seal

Professional Seal

Consultant:

wba architects and engineers Inc.
3 - 530 Rowntree Dairy Road
Vaughan, Ontario L4L 8H2
tel: 905.851.7515
fax: 905.851.7518
email: info@wbaae.com

Client:

Thermo Fisher SCIENTIFIC
2100 SYNTEX COURT
MISSISSAUGA, ON L5N 7K9

Project Title:

NEW LABORATORY AND GMP LOCKERS EXPANSION

Drawing Title:

NEW PARTIAL BUILDING SECTIONS LOCKERS EXPANSION

CADD System: AUTOCAD 2021	Plot Scale: 1:1	Sheet Size: 30" x 42"
Drawn By: R.R. / M.K.	Date: SEP./2021	Drawing Scale: AS NOTED
Checked By: G.S.S	Date: SEP./2021	Rev: 2
Project No.: 2210620	Dwg. No.: A502b	

CADD File Name:

Plotted By:

Plot Date:

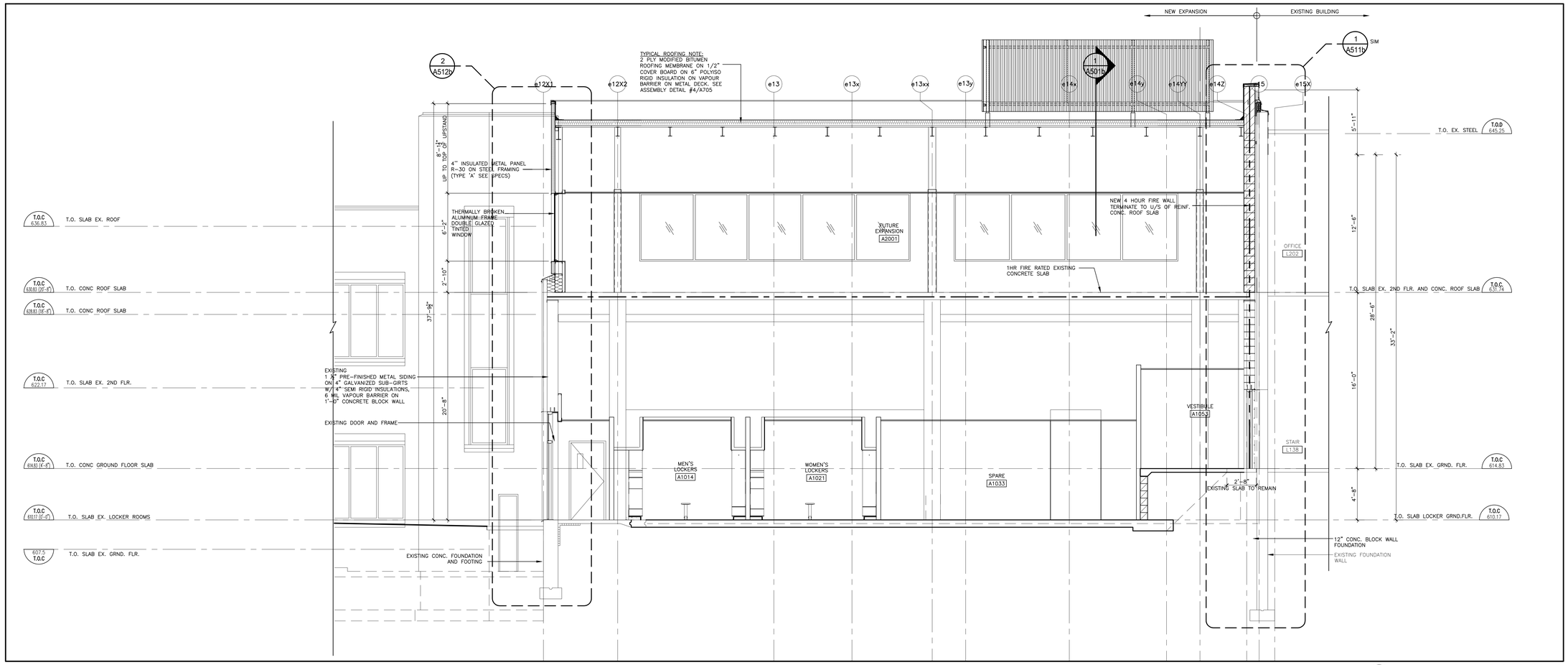

2 A503b 1/4"=1'-0" NEW BUILDING SECTIONS LOCKER EXPANSION

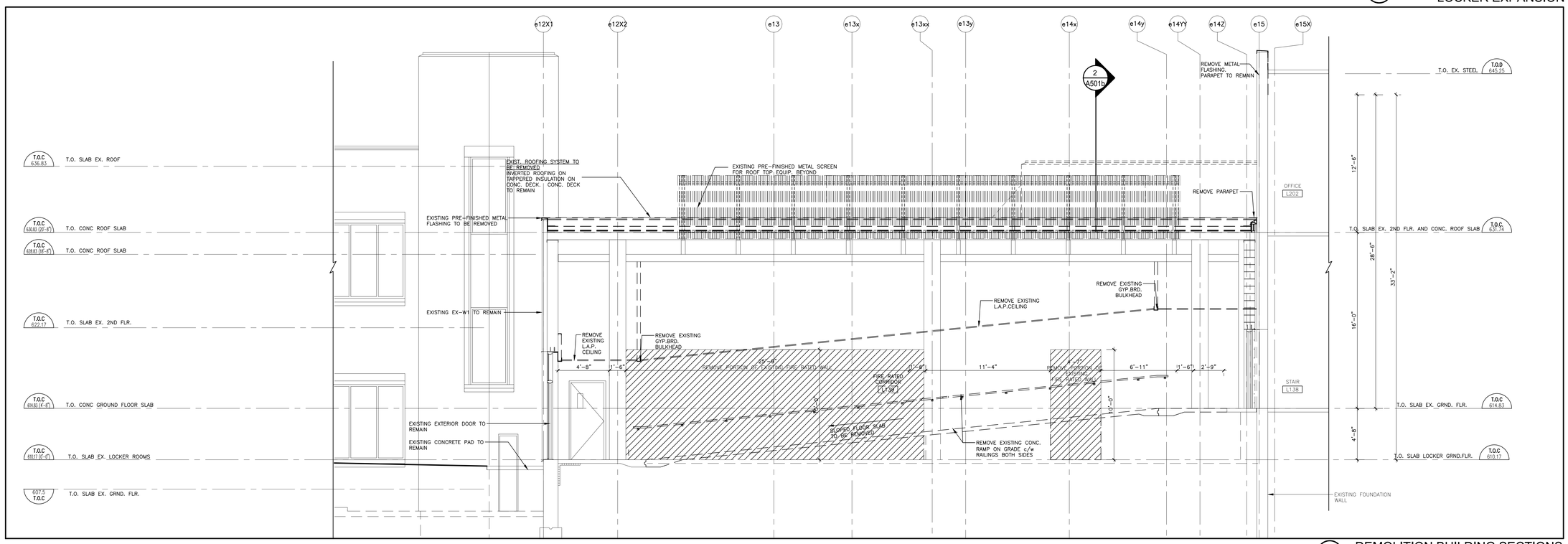

1 A503b 1/4"=1'-0" DEMOLITION BUILDING SECTIONS LOCKER EXPANSION

NOTES

These drawings are the property of, and shall not be used or reproduced without the consent of WBA Architects and Engineers Inc. The Contractor shall check and verify all dimensions and report all discrepancies to the Architect and/or Engineer.

No.	Date	Issued	By:
Q	2023-01-20	ISSUED FOR POST TENDER ADDENDUM #4	WBA
R	2023-02-23	ISSUED FOR CCN #09	WBA
S	2023-07-24	ISSUED FOR REVISION TO PERMIT	WBA
L	2022-09-16	ISSUED FOR PERMIT R1	WBA
M	2022-09-26	ISSUED FOR CCN #01	WBA
N	2022-10-25	ISSUED FOR PERMIT R2	WBA
O	2022-11-08	ISSUED FOR CCN# 03	WBA
P	2022-11-28	ISSUED FOR CCN# 05	WBA

No.	Date	Revision	By:
1	2025-03-20	ISSUED FOR AS-BUILTS	WBA
0	2023-03-13	ISSUED FOR CONSTRUCTION	WBA

Professional Seal

Professional Seal

Consultant:

wba architects and engineers Inc.
3 - 530 Rowntree Dairy Road
Vaughan, Ontario L4L 8H2
tel: 905 851 0616
fax: 905 851 7148
e-mail: info@wbaae.com

Client:

ThermoFisher SCIENTIFIC
2100 SYNTEX COURT
MISSISSAUGA, ON L5N 7K9

Project Title:
NEW LABORATORY AND GMP LOCKERS EXPANSION

Drawing Title:
DEMOLITION AND NEW PARTIAL BUILDING SECTIONS LOCKERS EXPANSION

CADD System: AUTOCAD 2021	Plot Scale: 1:1	Sheet Size: 30" x 42"
Drawn By: R.R. / M.K.	Date: SEP./2021	Drawing Scale: AS NOTED
Checked By: G.S.S	Date: SEP./2021	Rev.: 1
Project No.: 2210620	Dwg. No.: A503b	

CADD File Name:

Plotted By:

Plot Date:

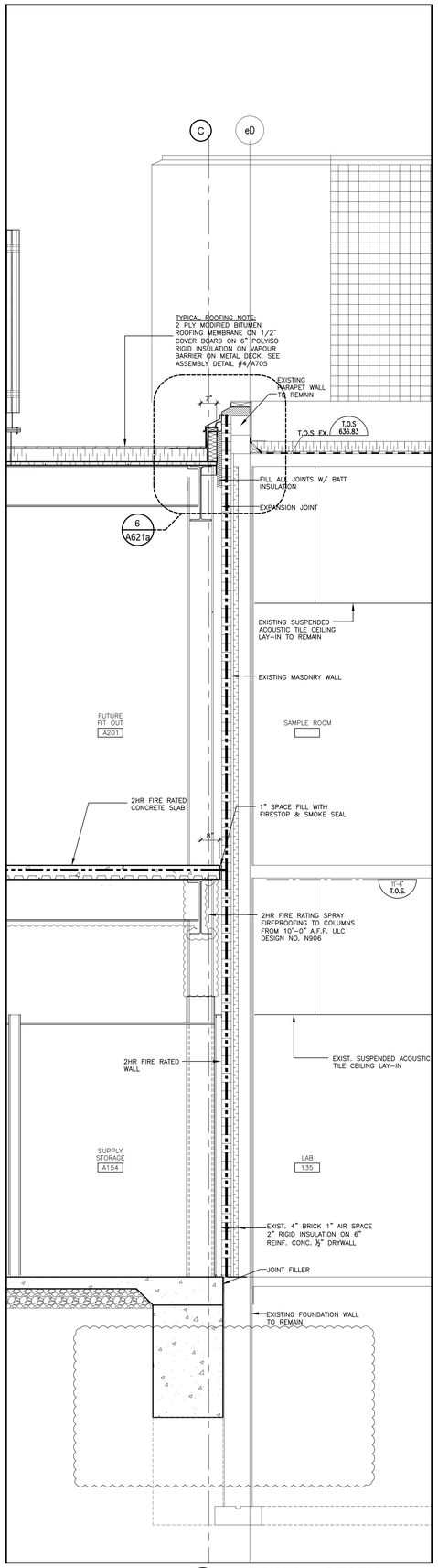

3 A511a NEW WALL SECTION LAB EXPANSION 1/2"=1'-0"

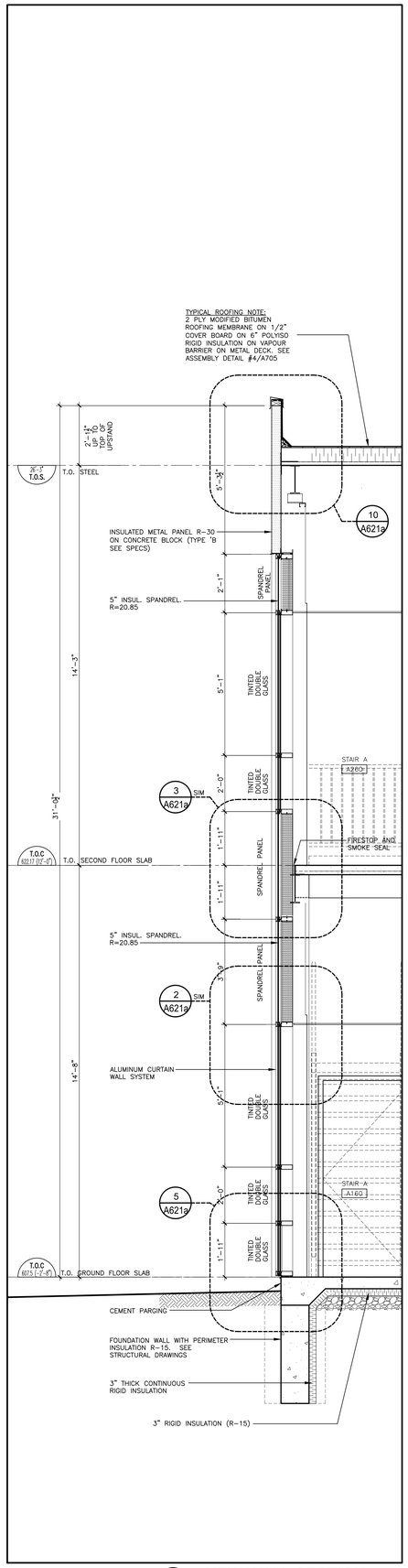

2 A511a NEW WALL SECTION LAB EXPANSION 1/2"=1'-0"

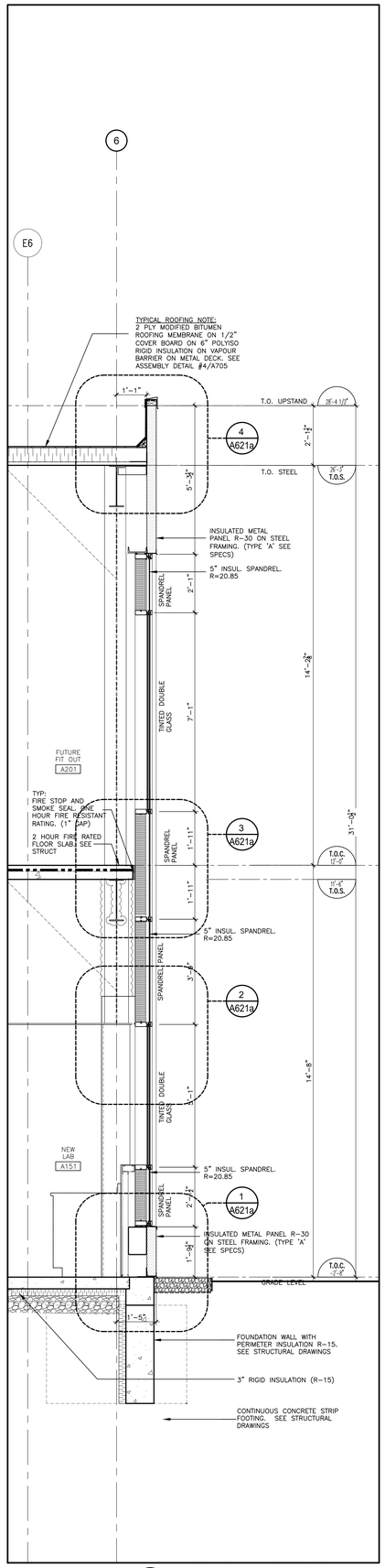

1 A511a NEW WALL SECTION LAB EXPANSION 1/2"=1'-0"

NOTES

These drawings are the property of, and shall not be used or reproduced without the consent of WBA Architects and Engineers Inc. The Contractor shall check and verify all dimensions and report all discrepancies to the Architect and/or Engineer.

No.	Date	Issued	By:
Q	2023-02-23	ISSUED FOR CCN #09	WBA
R	2023-07-24	ISSUED FOR REVISION TO PERMIT	WBA
K	2022-05-17	ISSUED FOR SHOP DRAWING PREPARATION	WBA
L	2022-05-18	ISSUED FOR ADDENDUM# 02	WBA
M	2022-05-24	ISSUED FOR PERMIT	WBA
N	2022-05-26	ISSUED FOR ADDENDUM #03	WBA
O	2022-09-16	ISSUED FOR PERMIT R1	WBA
P	2022-11-08	ISSUED FOR CCN# 03	WBA

No.	Date	Revision	By:
1	2025-03-20	ISSUED FOR AS-BUILTS	WBA
0	2023-03-13	ISSUED FOR CONSTRUCTION	WBA

Professional Seal

Professional Seal

Consultant:

wba architects and engineers Inc.
3 - 530 Rowntree Dairy Road
Vaughan, Ontario L4L 8H2
tel: 905 851 0516
fax: 905 851 7148
email: info@wbaae.com

Client:

ThermoFisher SCIENTIFIC
2100 SYNTEX COURT
MISSISSAUGA, ON L5N 7K9

Project Title:

NEW LABORATORY AND GMP LOCKERS EXPANSION

Drawing Title:

NEW WALL SECTIONS LAB EXPANSION

CADD System: AUTOCAD 2021	Plot Scale: 1:1	Sheet Size: 30" x 42"
Drawn By: R.R. / M.K.	Date: SEP./2021	Drawing Scale: AS NOTED
Checked By: G.S.S	Date: SEP./2021	Rev.: 1
Project No.: 2210620	Drawing No.: A511a	

CADD File Name:

Plotted By:

Plot Date:

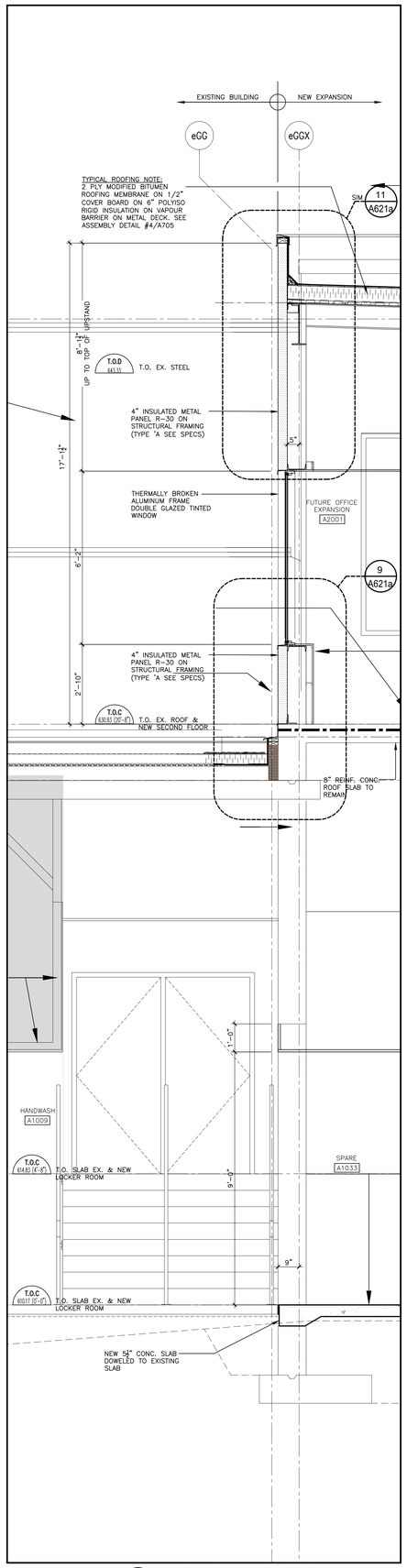

4 A511b NEW WALL SECTION LOCKER EXPANSION 1/2"=1'-0"

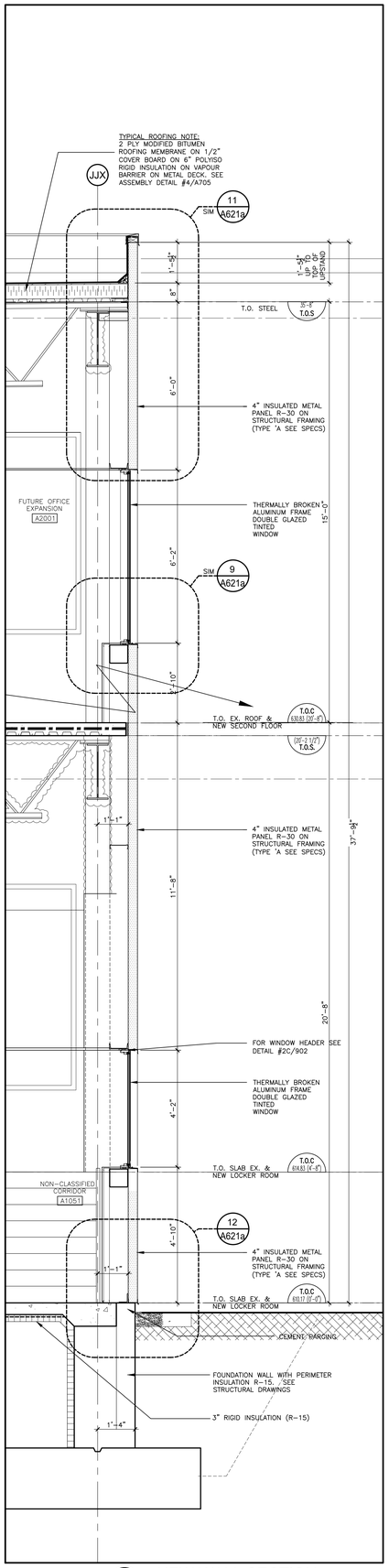

3 A511b NEW WALL SECTION LOCKER EXPANSION 1/2"=1'-0"

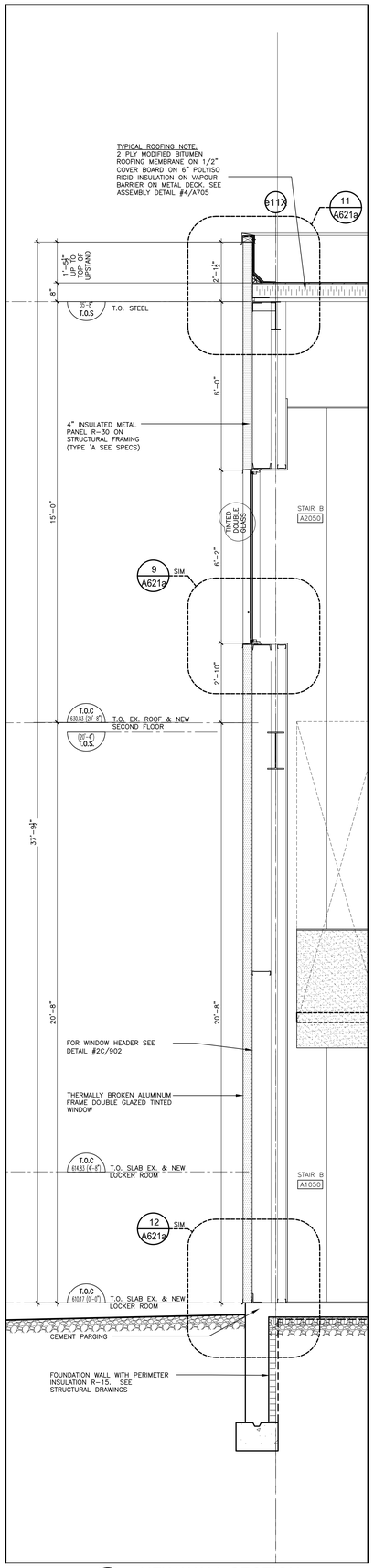

2 A511b NEW WALL SECTION LOCKER EXPANSION 1/2"=1'-0"

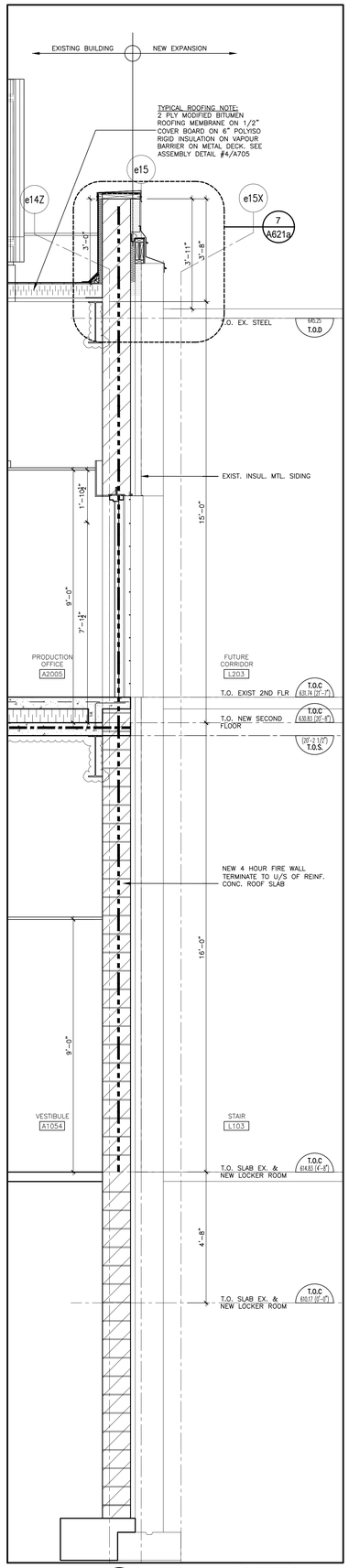

1 A511b NEW WALL SECTION LOCKER EXPANSION 1/2"=1'-0"

NOTES

These drawings are the property of, and shall not be used or reproduced without the consent of WBA Architects and Engineers Inc. The Contractor shall check and verify all dimensions and report all discrepancies to the Architect and/or Engineer.

No.	Date	Issued	By:
I	2022-10-25	ISSUED FOR PERMIT R2	WBA
J	2022-11-08	ISSUED FOR CCN# 03	WBA
K	2022-11-28	ISSUED FOR CCN# 05	WBA
L	2023-01-20	ISSUED FOR POST TENDER ADDENDUM #4	WBA
M	2023-02-23	ISSUED FOR CCN #09	WBA
N	2023-07-24	ISSUED FOR REVISION TO PERMIT	WBA
G	2022-09-26	ISSUED FOR CCN #01	WBA
H	2022-10-24	ISSUED FOR CCN# 02	WBA

No.	Date	Revision	By:
1	2025-03-20	ISSUED FOR AS-BUILTS	WBA
0	2023-03-13	ISSUED FOR CONSTRUCTION	WBA

Professional Seal

Professional Seal

Consultant:

wba architects and engineers Inc.
3 - 530 Rowntree Dairy Road
Vaughan, Ontario L4L 8H2
tel: 905 851 0816
fax: 905 851 7148
e-mail info@wbaae.com

Client:

Thermo Fisher SCIENTIFIC
2100 SYNTEX COURT
MISSISSAUGA, ON L5N 7K9

Project Title:

NEW LABORATORY AND GMP LOCKERS EXPANSION

Drawing Title:

NEW WALL SECTIONS LOCKERS EXPANSION

CADD System: AUTOCAD 2021	Plot Scale: 1:1	Sheet Size: 30" x 42"
Drawn By: R.R. / M.K.	Date: SEP./2021	Drawing Scale: AS NOTED
Checked By: G.S.S	Date: SEP./2021	Rev.: 1
Project No.: 2210620	Dwg. No.: A511b	

CADD File Name:

Plotted By:

Plot Date:

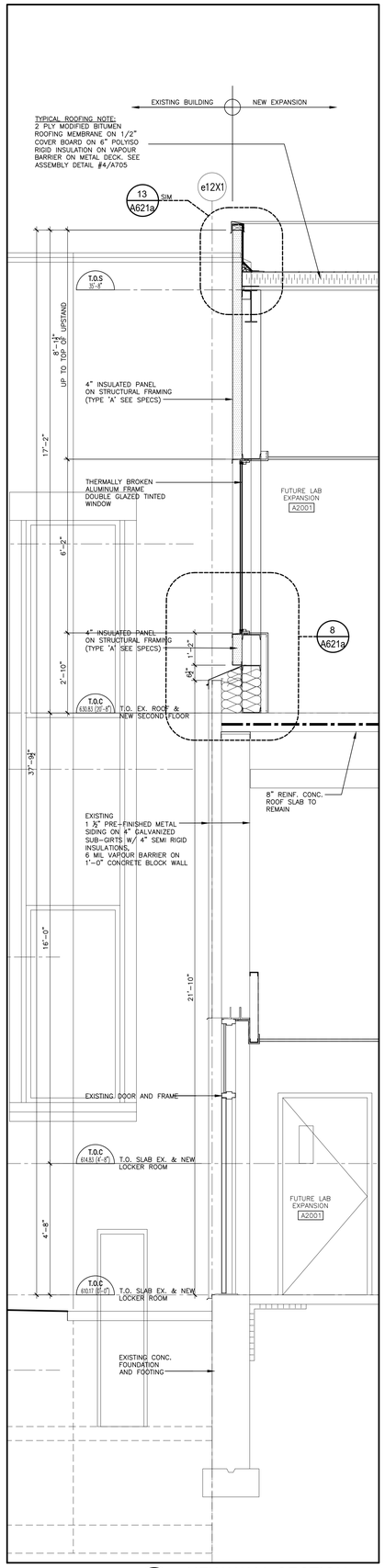

2 A512b 1/2"=1'-0" NEW WALL SECTION LOCKER EXPANSION

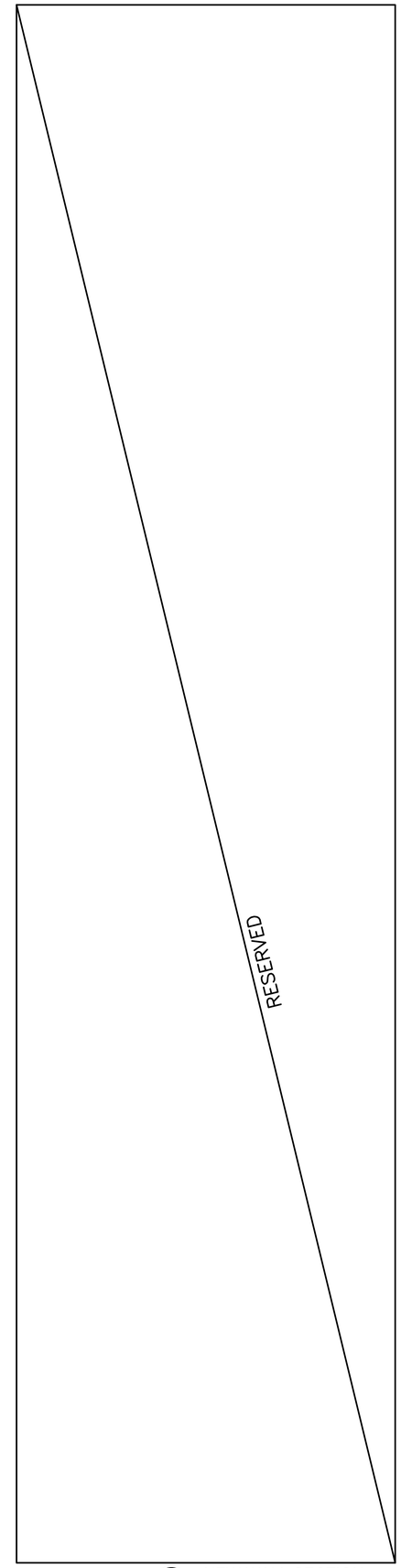

1 A512b 1/2"=1'-0" NEW WALL SECTION LOCKER EXPANSION

NOTES

These drawings are the property of, and shall not be used or reproduced without the consent of WBA Architects and Engineers Inc. The Contractor shall check and verify all dimensions and report all discrepancies to the Architect and/or Engineer.

No.	Date	Issued	By:
I	2023-01-20	ISSUED FOR POST TENDER ADDENDUM #4	WBA
J	2023-02-23	ISSUED FOR CCN #09	WBA
K	2023-07-24	ISSUED FOR REVISION TO PERMIT	WBA
D	2022-05-17	ISSUED FOR SHOP DRAWING PREPARATION	WBA
E	2022-05-24	ISSUED FOR PERMIT	WBA
F	2022-09-26	ISSUED FOR CCN #01	WBA
G	2022-11-08	ISSUED FOR CCN# 03	WBA
H	2022-11-28	ISSUED FOR CCN# 05	WBA

No.	Date	Revision	By.
1	2025-03-20	ISSUED FOR AS-BUILTS	WBA
0	2023-03-13	ISSUED FOR CONSTRUCTION	WBA

Professional Seal

Professional Seal

Consultant:

wba architects and engineers Inc.
3 - 530 Rowntree Dairy Road
Vaughan, Ontario L4L 5H2
tel: 905-851-0616
fax: 905-851-7148
email: info@wbaae.com

Client:

ThermoFisher SCIENTIFIC
2100 SYNTEX COURT
MISSISSAUGA, ON L5N 7K9

Project Title:
NEW LABORATORY AND GMP LOCKERS EXPANSION

Drawing Title:
NEW WALL SECTIONS LOOCKER EXPANSION

CADD System: AUTOCAD 2021	Plot Scale: 1:1	Sheet Size: 30" x 42"
Drawn By: R.R. / M.K.	Date: SEP./2021	Drawing Scale: AS NOTED
Checked By: G.S.S	Date: SEP./2021	Rev.: 1
Project No.: 2210620	Dwg. No.: A512b	

CADD File Name:

Plotted By:

Plot Date:

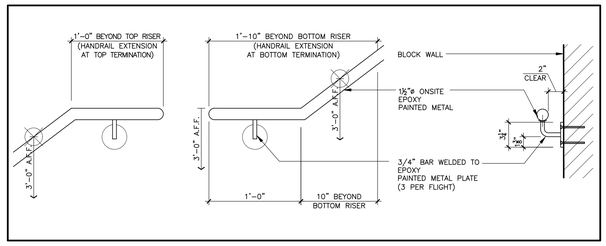

8 A601a TYP. HANDRAIL DETAIL
1 1/2"=1'-0"

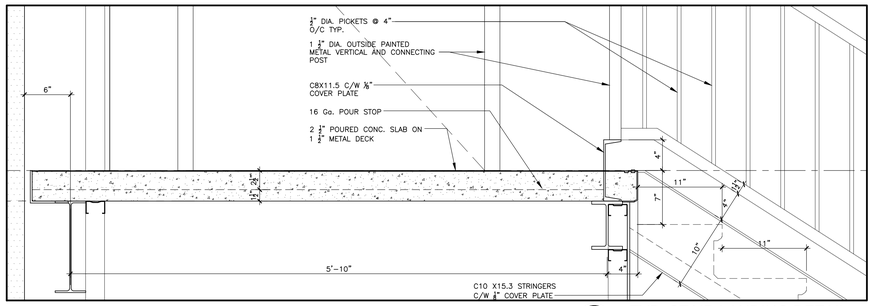

6 A601a TYP. STAIR LANDING DETAIL
1 1/2"=1'-0"

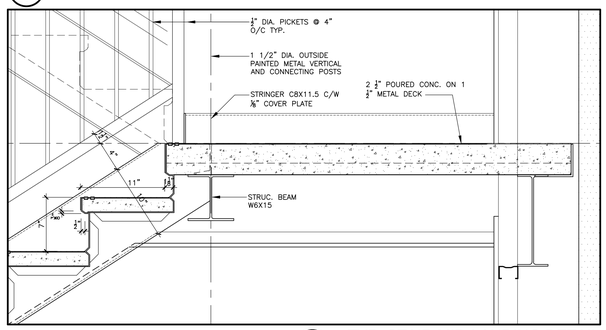

7 A601a TYP. STAIR MID-LANDING DETAIL
1 1/2"=1'-0"

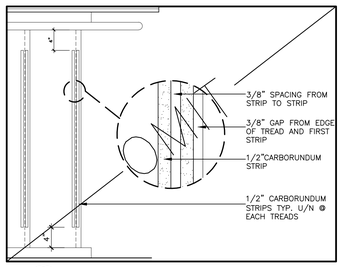

9 A601a CARBORUNDUM AT STAIR TREAD
1 1/2"=1'-0"

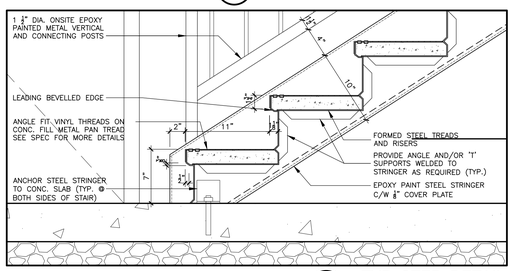

5 A601a TYP. STEP DETAIL
1 1/2"=1'-0"

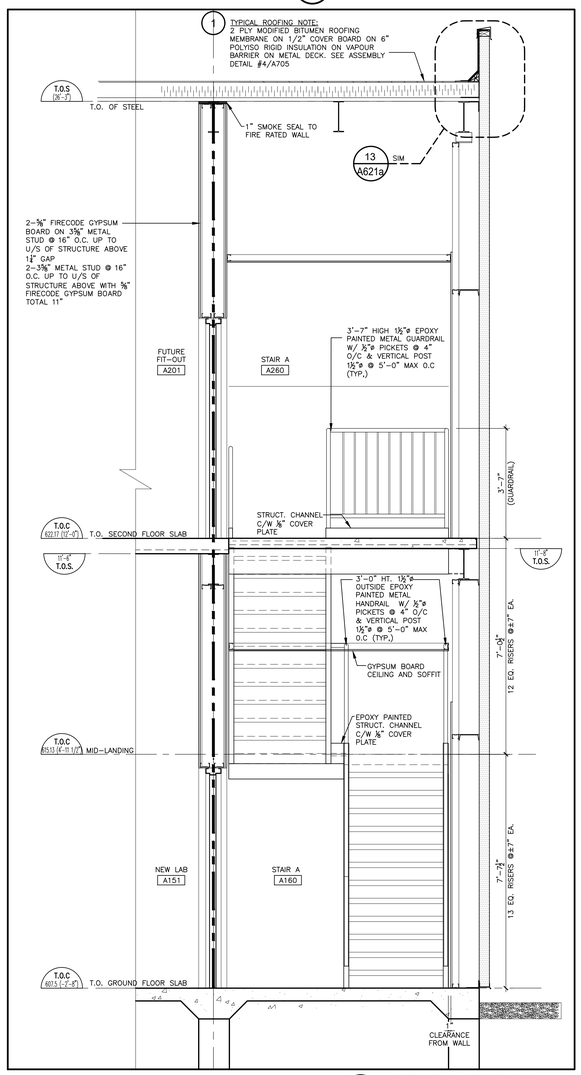

4 A601a STAIR A SECTION
1/2"=1'-0"

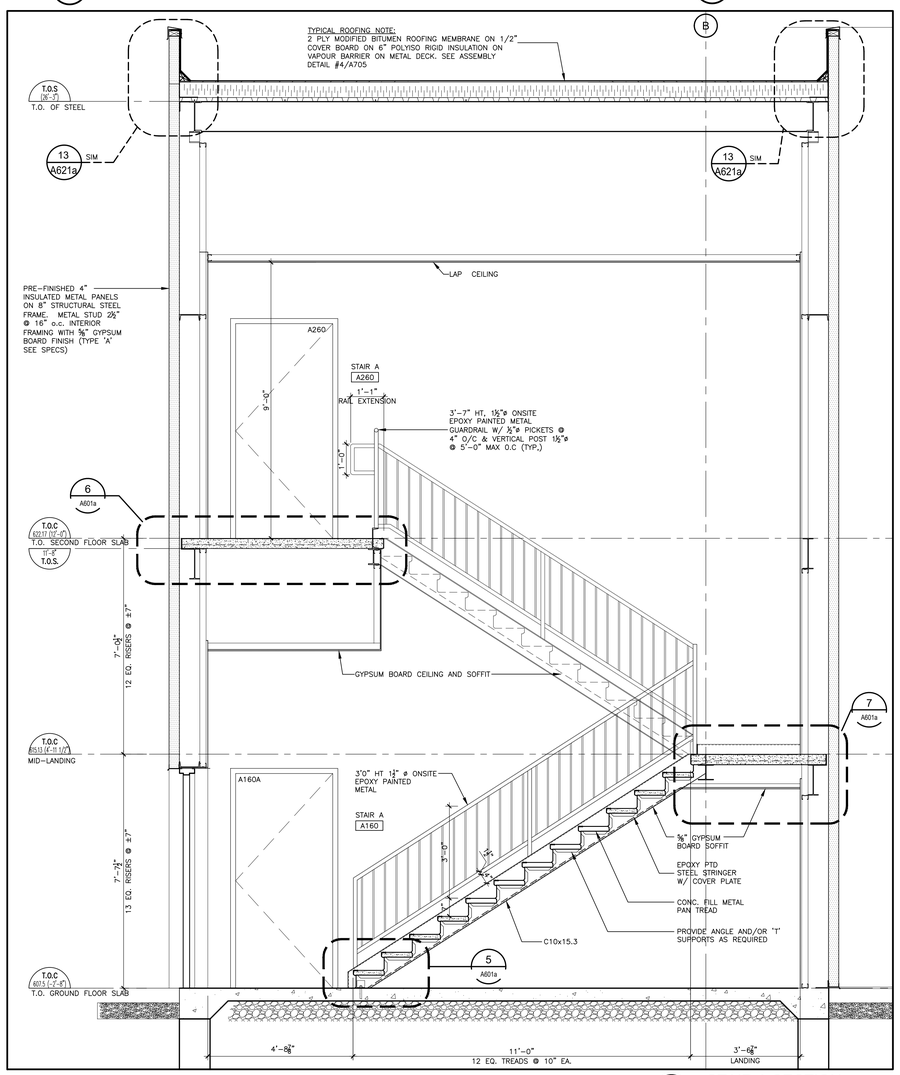

3 A601a STAIR A SECTION
1/2"=1'-0"

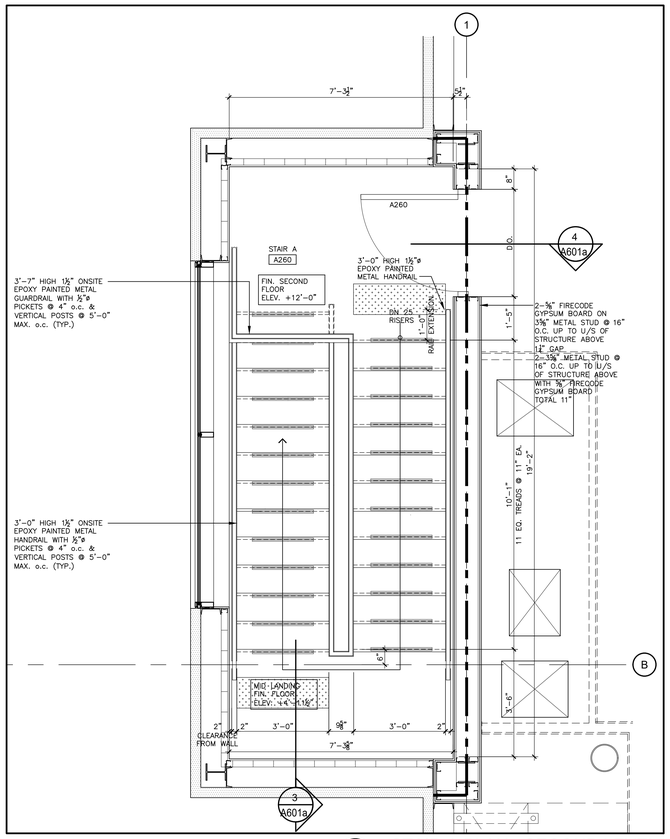

2 A601a STAIR A PLAN - SECOND LEVEL
LAB EXPANSION
1/2"=1'-0"

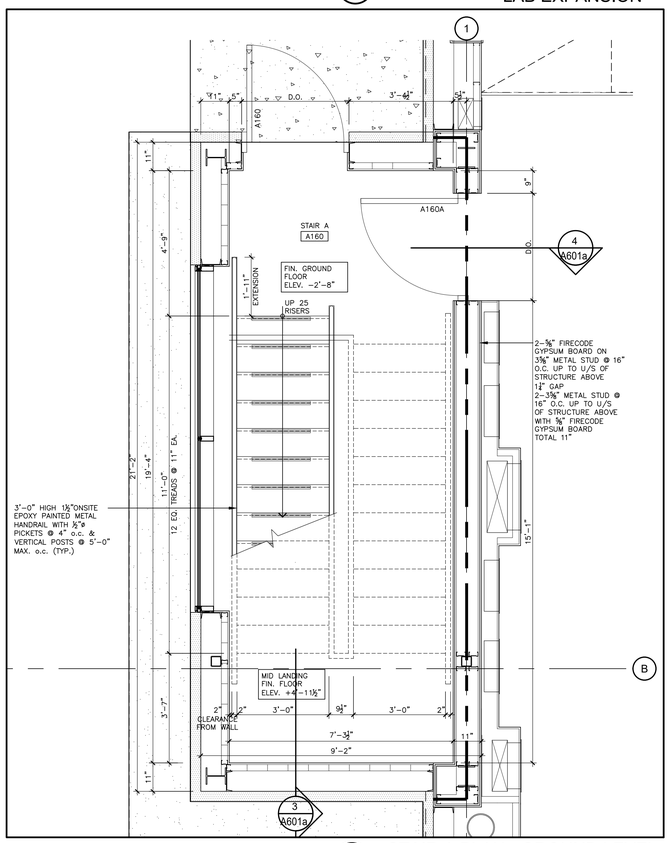

1 A601a STAIR A PLAN - GROUND LEVEL
LAB EXPANSION
1/2"=1'-0"

NOTES

These drawings are the property of, and shall not be used or reproduced without the consent of WBA Architects and Engineers Inc. The Contractor shall check and verify all dimensions and report all discrepancies to the Architect and/or Engineer.

No.	Date	Issued	By:
I	2022-09-26	ISSUED FOR CCN #01	WBA
J	2023-02-23	ISSUED FOR CCN #09	WBA
K	2023-07-24	ISSUED FOR REVISION TO PERMIT	WBA
D	2022-05-05	ISSUED FOR TENDER	WBA
E	2022-05-17	ISSUED FOR SHOP DRAWING PREPARATION	WBA
F	2022-05-18	ISSUED FOR ADDENDUM# 02	WBA
G	2022-05-24	ISSUED FOR PERMIT	WBA
H	2022-09-16	ISSUED FOR PERMIT R1	WBA

No.	Date	Revision	By:
3	2025-03-20	ISSUED FOR AS-BUILTS	WBA
2	2023-07-20	ISSUED FOR CCN #16	WBA
1	2023-06-06	ISSUED FOR CCN #013	WBA
0	2023-03-13	ISSUED FOR CONSTRUCTION	WBA

Professional Seal

Professional Seal

Consultant:

wba architects and engineers Inc.
3 - 530 Rowntree Dairy Road
Vaughan, Ontario L4L 8H2
tel: 905 851 0516
fax: 905 851 7148
e-mail: info@wbaae.com

Client:

ThermoFisher SCIENTIFIC
2100 SYNTEX COURT
MISSISSAUGA, ON L5N 7K9

Project Title:

NEW LABORATORY AND GMP LOCKERS EXPANSION

Drawing Title:

STAIR A DETAILS
LAB EXPANSION

CADD System: AUTOCAD 2021	Plot Scale: 1:1	Sheet Size: 30" x 42"
Drawn By: R.R. /M.K.	Date: SEP./2021	Drawing Scale: AS NOTED
Checked By: G.S.S	Date: SEP./2021	Rev.: 3
Project No.: 2210620	Dwg No.: A601a	

CADD File Name:

Plotted By:

Plot Date:

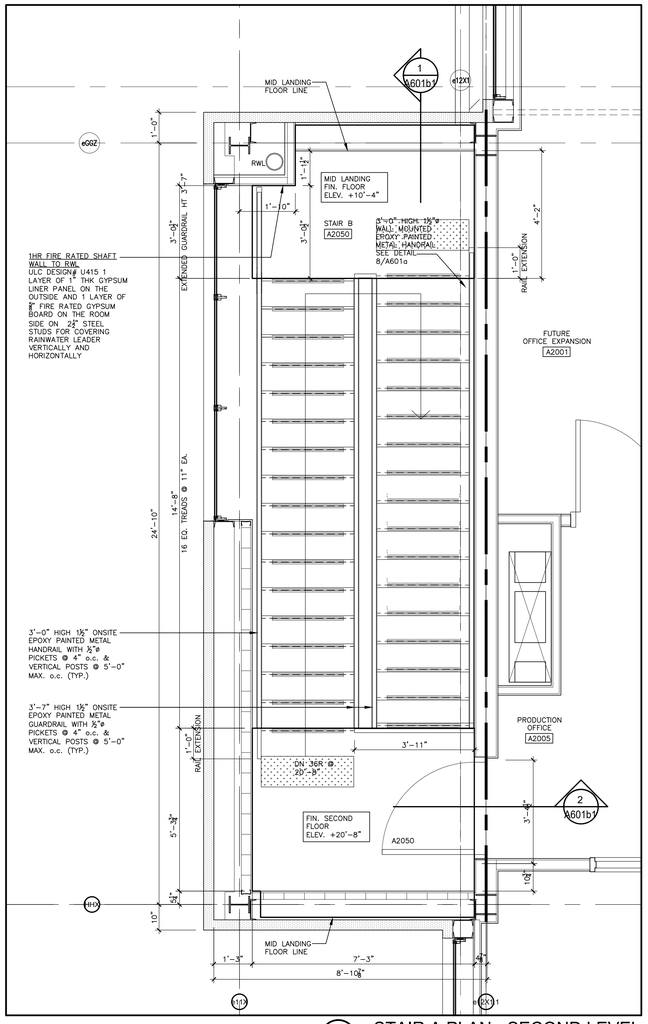

2 A601b 1/2"=1'-0"

STAIR A PLAN - SECOND LEVEL
LOCKER EXPANSION

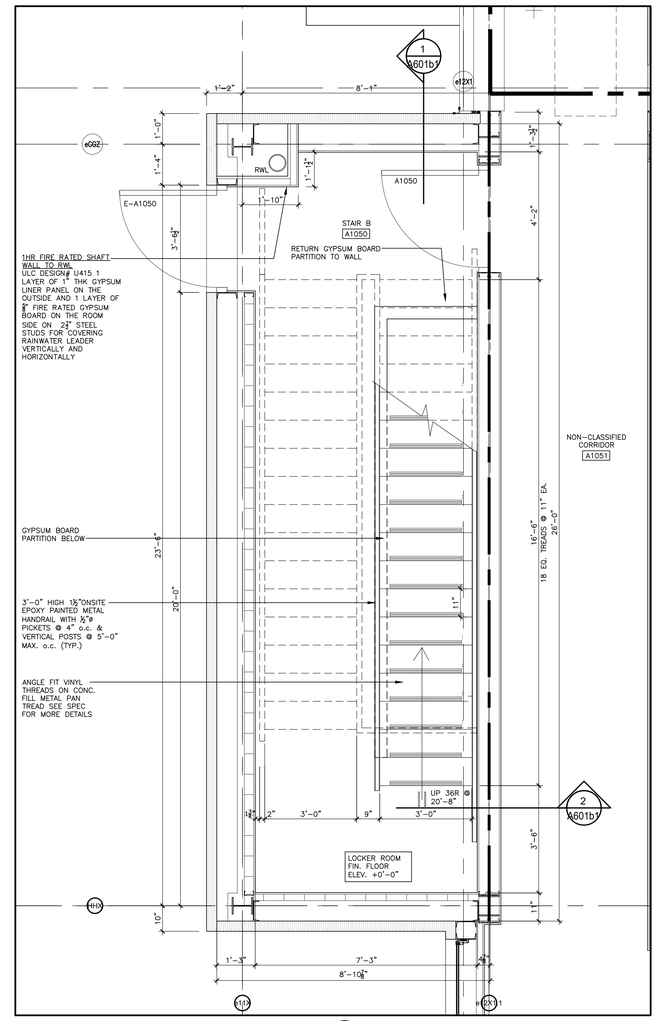

1 A601b 1/2"=1'-0"

STAIR B PLAN - GROUND LEVEL
LOCKER EXPANSION

NOTES

These drawings are the property of, and shall not be used or reproduced without the consent of WBA Architects and Engineers Inc. The Contractor shall check and verify all dimensions and report all discrepancies to the Architect and/or Engineer.

No.	Date	Issued	By:
I	2022-11-08	ISSUED FOR CCN# 03	WBA
J	2023-01-20	ISSUED FOR POST TENDER ADDENDUM #4	WBA
K	2023-07-24	ISSUED FOR REVISION TO PERMIT	WBA
D	2022-05-24	ISSUED FOR PERMIT	WBA
E	2022-09-16	ISSUED FOR PERMIT R1	WBA
F	2022-09-26	ISSUED FOR CCN #01	WBA
G	2022-09-30	ISSUED FOR CCN# 02	WBA
H	2022-10-25	ISSUED FOR PERMIT R2	WBA

No.	Date	Revision	By:
3	2025-03-20	ISSUED FOR AS-BUILTS	WBA
2	2023-07-20	ISSUED FOR CCN #16	WBA
1	2023-06-08	ISSUED FOR CCN #014	WBA
0	2023-03-13	ISSUED FOR CONSTRUCTION	WBA

Professional Seal

Professional Seal

Consultant:

wba architects and engineers Inc.
3 - 530 Rowntree Dairy Road
Vaughan, Ontario L4L 8H2
tel: 905 851 0516
fax: 905 851 7148
e-mail: info@wbaae.com

Client:
ThermoFisher SCIENTIFIC
2100 SYNTEX COURT
MISSISSAUGA, ON L5N 7K9

Project Title:
NEW LABORATORY AND GMP LOCKERS EXPANSION

Drawing Title:
STAIR B DETAILS
LOCKER EXPANSION

CADD System: AUTOCAD 2021	Plot Scale: 1:1	Sheet Size: 30" x 42"
Drawn By: R.R. /M.K.	Date: SEP./2021	Drawing Scale: AS NOTED
Checked By: G.S.S	Date: SEP./2021	Rev.: 3
Project No.: 2210620	Drawing No.: A601b	

CADD File Name:

Plotted By:

Plot Date:

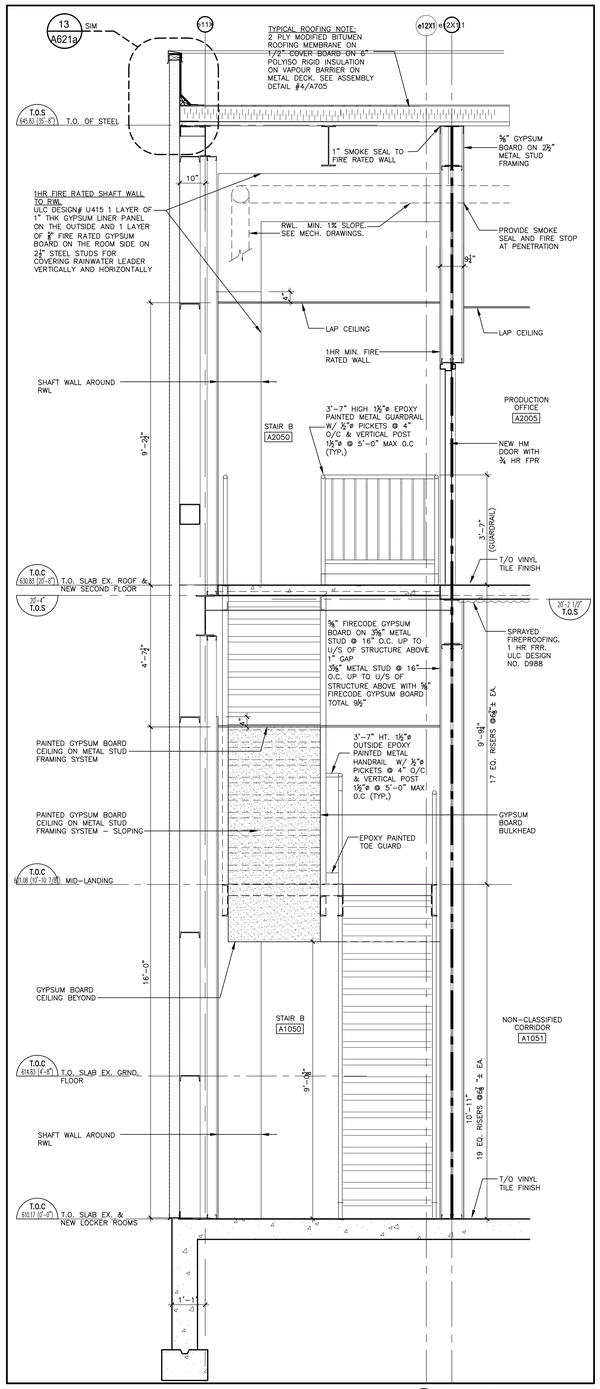

2 A601b1 STAIR B SECTION 1/2"=1'-0"

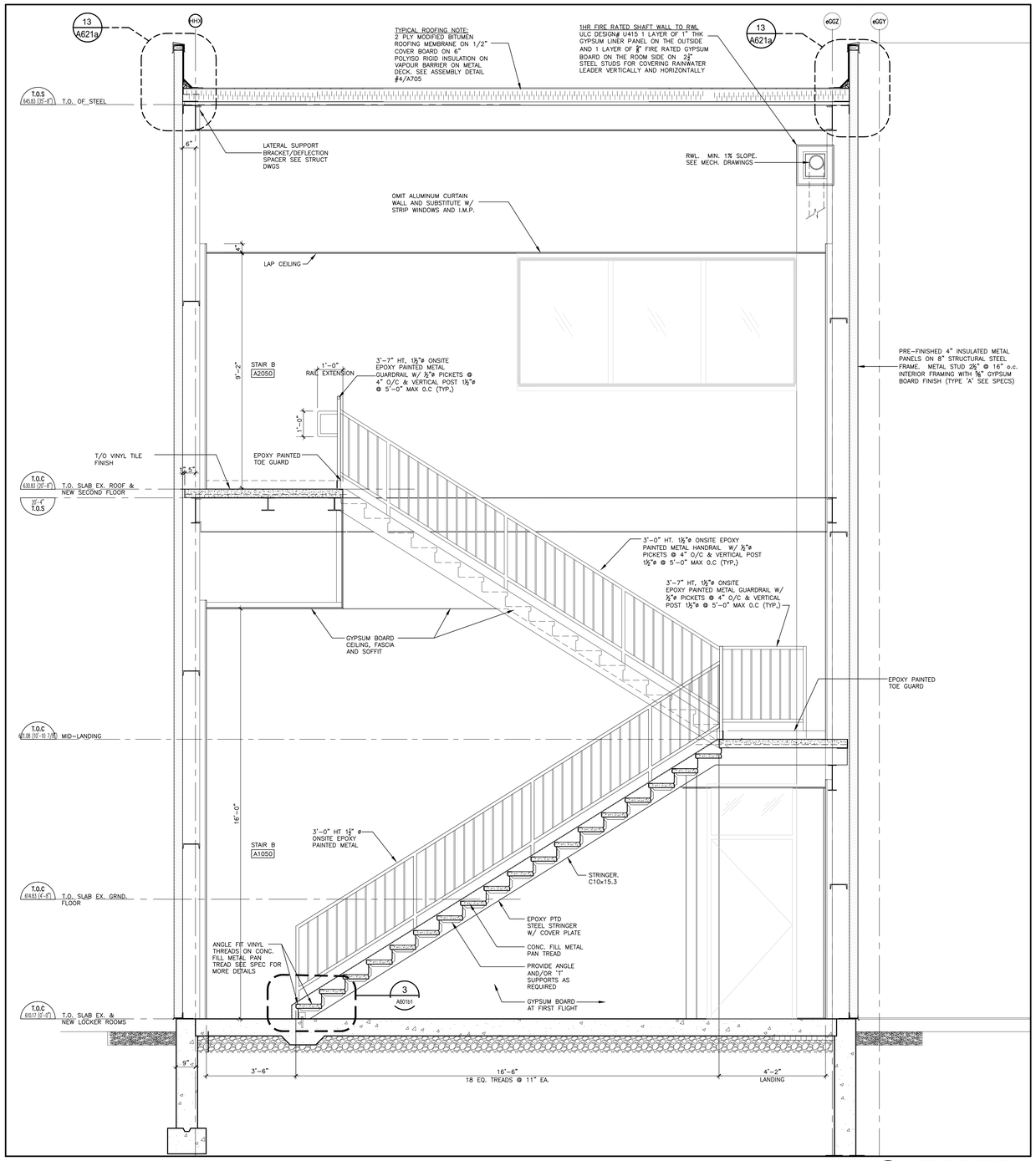

1 A601b1 STAIR B SECTION 1/2"=1'-0"

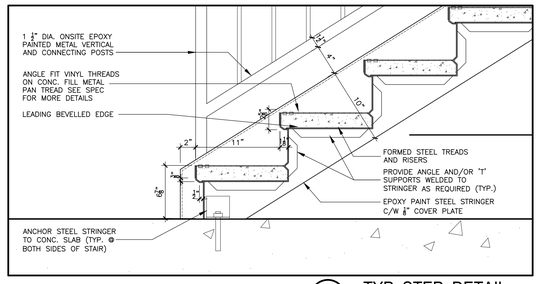

3 A601b1 TYP. STEP DETAIL 1 1/2"=1'-0"

NOTES

These drawings are the property of, and shall not be used or reproduced without the consent of WBA Architects and Engineers Inc. The Contractor shall check and verify all dimensions and report all discrepancies to the Architect and/or Engineer.

No.	Date	Issued	By:
I	2022-11-08	ISSUED FOR CCN# 03	WBA
J	2022-11-28	ISSUED FOR CCN# 05	WBA
K	2023-01-20	ISSUED FOR POST TENDER ADDENDUM #4	WBA
L	2023-02-23	ISSUED FOR CCN #09	WBA
M	2023-07-24	ISSUED FOR REVISION TO PERMIT	WBA
F	2022-09-26	ISSUED FOR CCN #01	WBA
G	2022-09-30	ISSUED FOR CCN# 02	WBA
H	2022-10-25	ISSUED FOR PERMIT R2	WBA

No.	Date	Revision	By:
3	2025-03-20	ISSUED FOR AS-BUILTS	WBA
2	2023-07-20	ISSUED FOR CCN #16	WBA
1	2023-06-08	ISSUED FOR CCN #014	WBA
0	2023-03-13	ISSUED FOR CONSTRUCTION	WBA

Professional Seal

Professional Seal

Consultant:

wba architects and engineers Inc.
3 - 530 Rowntree Dairy Road
Vaughan, Ontario L4L 8H2
tel: 905-851-0616
fax: 905-851-7148
e-mail: info@wbaae.com

Client:

Thermo Fisher SCIENTIFIC
2100 SYNTEX COURT
MISSISSAUGA, ON L5N 7K9

Project Title:

NEW LABORATORY AND GMP LOCKERS EXPANSION

Drawing Title:

STAIR B DETAILS
LOCKER EXPANSION

CADD System:	Plot Scale:	Sheet Size:
AUTOCAD 2021	1:1	30" x 42"
Drawn By: R.R. /M.K.	Date: SEP./2021	Drawing Scale: AS NOTED
Checked By: G.S.S	Date: SEP./2021	Rev.: 3
Project No.: 2210620	Dwg. No.: A601b1	

CADD File Name:

Plotted By:

Plot Date:

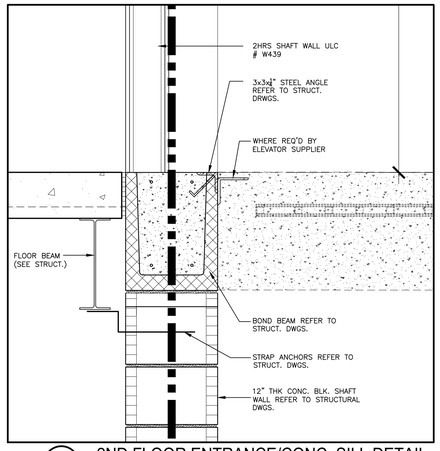

7 A602a 2ND FLOOR ENTRANCE/CONC. SILL DETAIL
1 1/2"=1'-0"

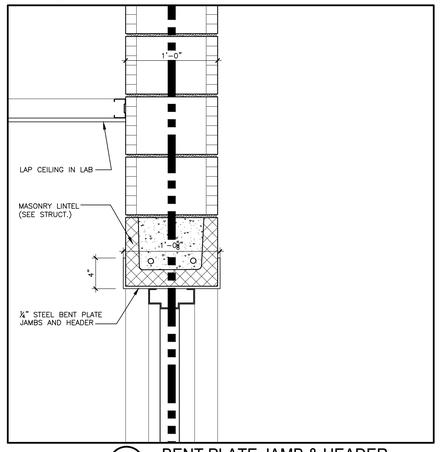

6 A602a BENT PLATE JAMB & HEADER
1 1/2"=1'-0"

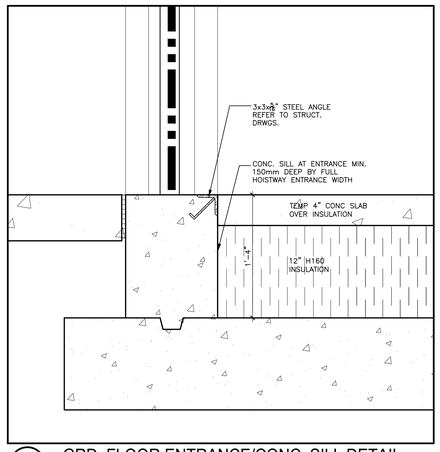

5 A602a GRD. FLOOR ENTRANCE/CONC. SILL DETAIL
1 1/2"=1'-0"

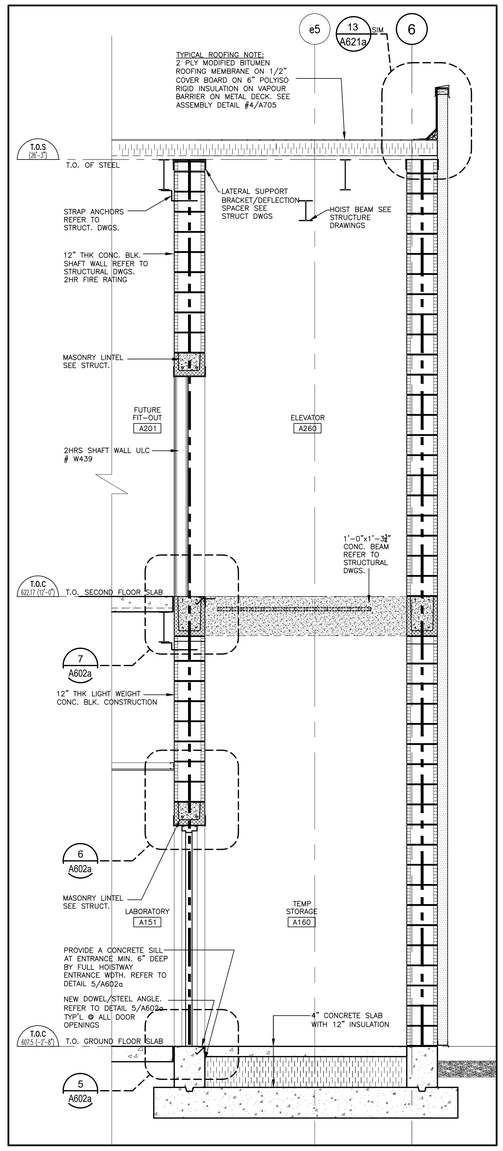

4 A602a ELEVATOR SECTION
1/2"=1'-0"

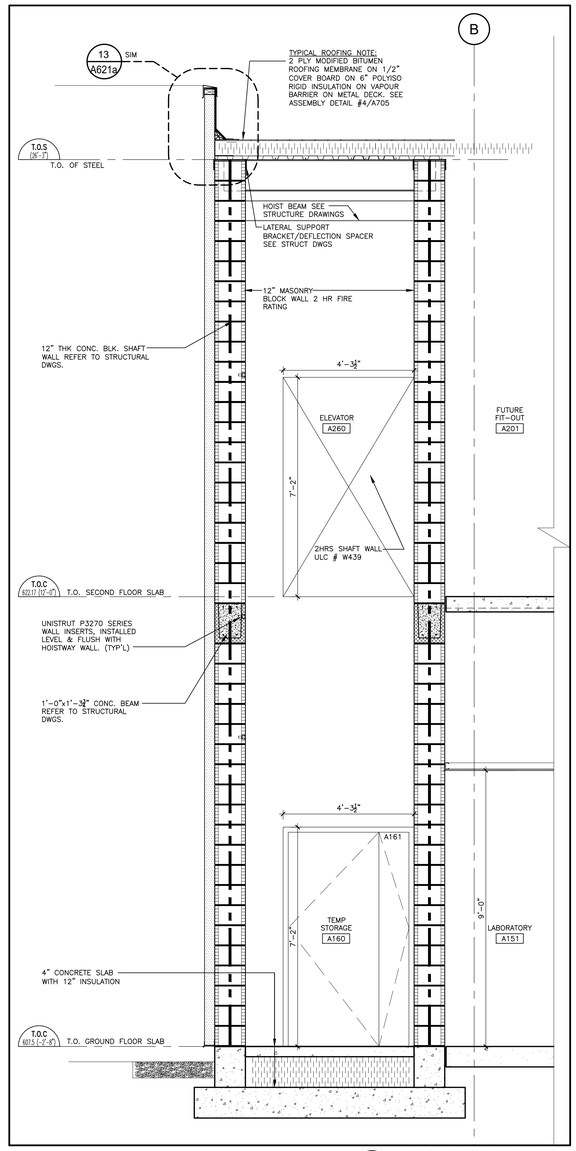

3 A602a ELEVATOR SECTION
1/2"=1'-0"

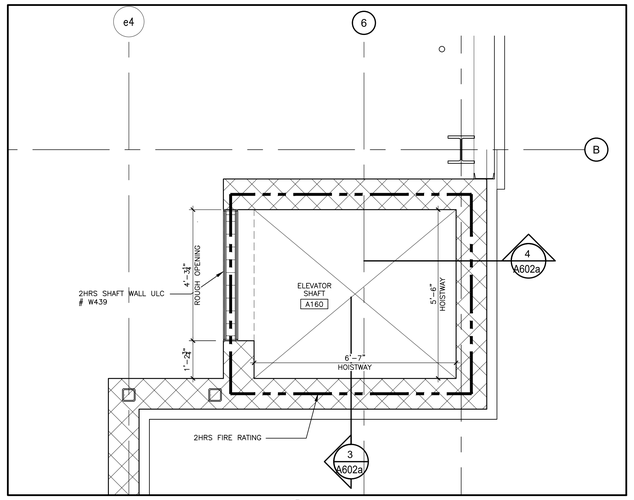

2 A602a ELEVATOR PLAN - SECOND LEVEL
LAB EXPANSION
1/2"=1'-0"

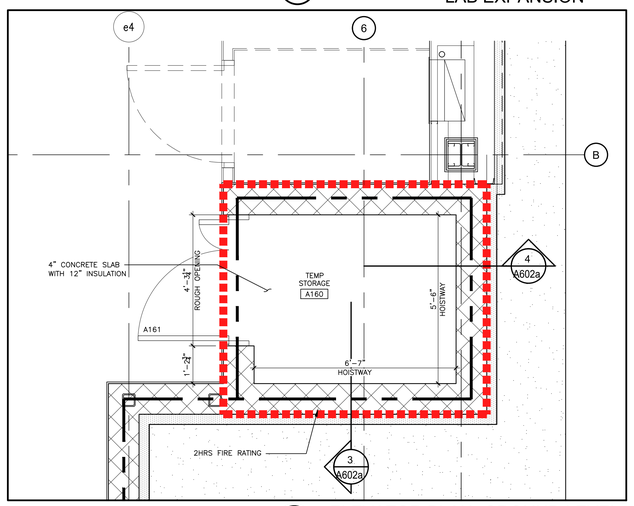

1 A602a ELEVATOR PLAN- GROUND LEVEL
LAB EXPANSION
1/2"=1'-0"

NOTES

These drawings are the property of, and shall not be used or reproduced without the consent of WBA Architects and Engineers Inc. The Contractor shall check and verify all dimensions and report all discrepancies to the Architect and/or Engineer.

No.	Date	Issued	By:
I	2023-07-24	ISSUED FOR REVISION TO PERMIT	WBA
B	2022-03-30	ISSUED FOR TENDER	WBA
C	2022-04-18	ISSUED FOR 90% DESIGN REVIEW	WBA
D	2022-05-05	ISSUED FOR TENDER	WBA
E	2022-05-17	ISSUED FOR SHOP DRAWING PREPARATION	WBA
F	2022-05-18	ISSUED FOR ADDENDUM# 02	WBA
G	2022-05-24	ISSUED FOR PERMIT	WBA
H	2023-02-23	ISSUED FOR CCN #09	WBA

No.	Date	Revision	By:
2	2025-03-20	ISSUED FOR AS-BUILTS	WBA
1	2023-06-06	ISSUED FOR CCN #013	WBA
0	2023-03-13	ISSUED FOR CONSTRUCTION	WBA

Professional Seal

Professional Seal

Consultant:

wba architects and engineers Inc.
3 - 530 Rowntree Dairy Road
Vaughan, Ontario L4L 5W2
tel: 905 851 0616
fax: 905 851 7146
e-mail info@wbaae.com

Client:

ThermoFisher SCIENTIFIC
2100 SYNTEX COURT
MISSISSAUGA, ON L5N 7K9

Project Title:

NEW LABORATORY AND
GMP LOCKERS EXPANSION

Drawing Title:

ELEVATOR DETAILS
LAB EXPANSION

CADD System: AUTOCAD 2021	Plot Scale: 1:1	Sheet Size: 30" x 42"
Drawn By: R.R. /M.K.	Date: SEP./2021	Drawing Scale: AS NOTED
Checked By: G.S.S	Date: SEP./2021	Rev.: 2
Project No.: 2210620	Dwg. No.: A602a	

CADD File Name:

Plotted By:

Plot Date:

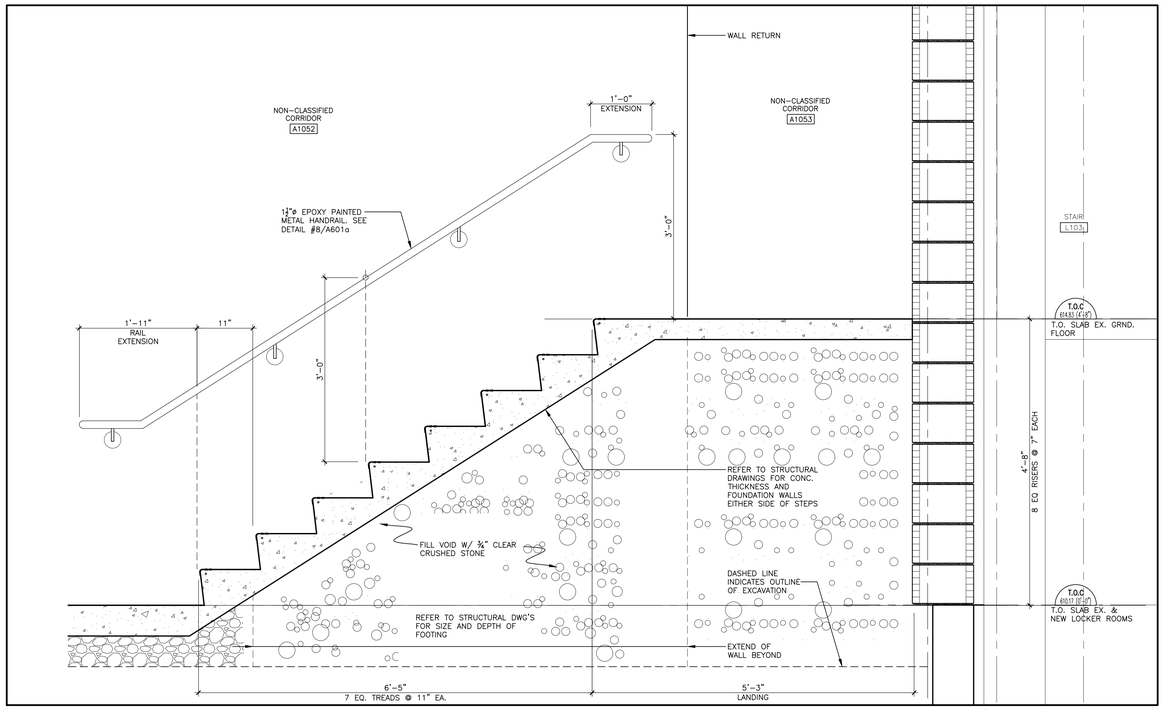

3 A602b STAIR C SECTION
1"=1'-0"

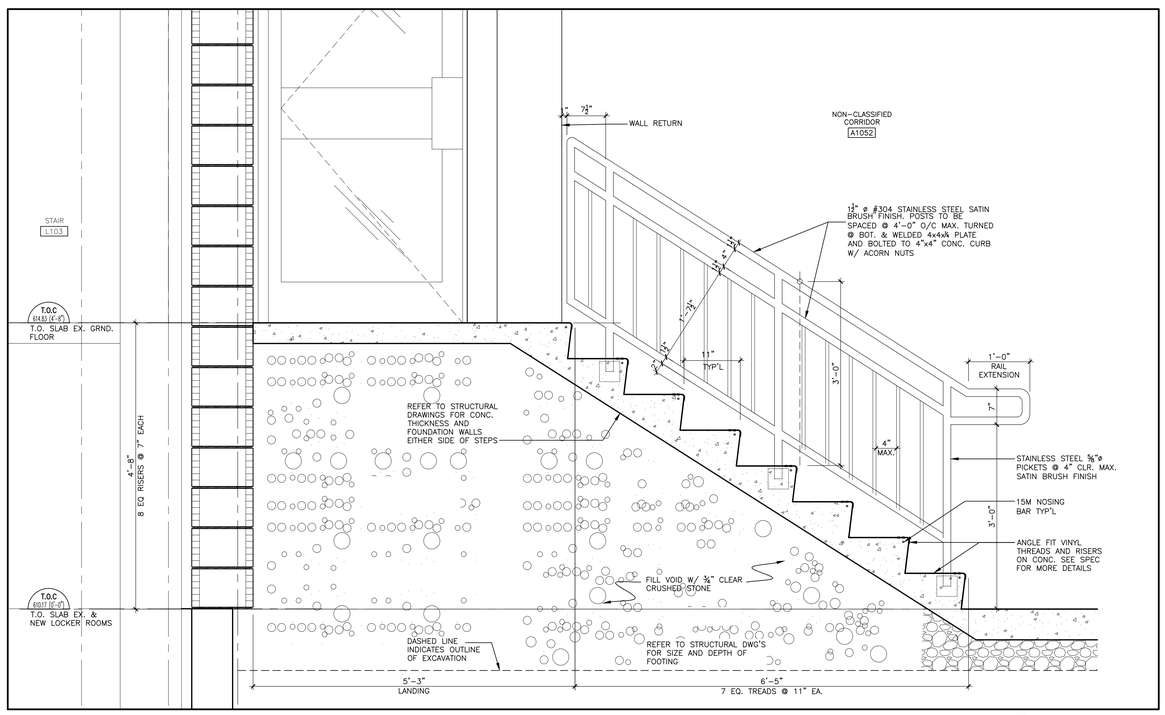

2 A602b STAIR C SECTION
1"=1'-0"

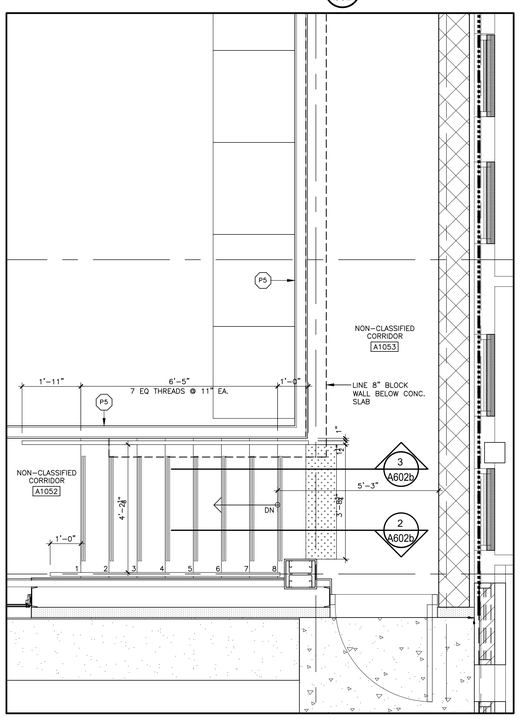

1 A602b STAIR C PLAN - GROUND LEVEL
1/2"=1'-0"

NOTES

These drawings are the property of, and shall not be used or reproduced without the consent of WBA Architects and Engineers Inc. The Contractor shall check and verify all dimensions and report all discrepancies to the Architect and/or Engineer.

No.	Date	Issued	By:
A	2022-04-18	ISSUED FOR 90% DESIGN REVIEW	WBA
B	2022-05-05	ISSUED FOR TENDER	WBA
C	2022-05-17	ISSUED FOR SHOP DRAWING PREPARATION	WBA
D	2022-05-24	ISSUED FOR PERMIT	WBA
E	2022-09-16	ISSUED FOR PERMIT #1	WBA
F	2022-09-26	ISSUED FOR CCN #01	WBA
G	2023-07-24	ISSUED FOR REVISION TO PERMIT	WBA

No.	Date	Revision	By:
3	2025-03-20	ISSUED FOR AS-BUILTS	WBA
2	2023-07-20	ISSUED FOR CCN #16	WBA
1	2023-05-30	ISSUED FOR CCN #12	WBA
0	2023-03-13	ISSUED FOR CONSTRUCTION	WBA

Professional Seal

Professional Seal

Consultant:

wba architects and engineers Inc.
3 - 530 Rowntree Dairy Road
Vaughan, Ontario L4L 8H2
tel: 905 851 0516
fax: 905 851 7148
e-mail: info@wbaae.com

Client:
ThermoFisher SCIENTIFIC
2100 SYNTEX COURT
MISSISSAUGA, ON L5N 7K9

Project Title:
NEW LABORATORY AND GMP LOCKERS EXPANSION

Drawing Title:
STAIR C DETAILS LOCKER EXPANSION

CADD System: AUTOCAD 2021	Plot Scale: 1:1	Sheet Size: 30" x 42"
Drawn By: R.R. /M.K.	Date: SEP./2021	Drawing Scale: AS NOTED
Checked By: G.S.S	Date: SEP./2021	Rev.: 3
Project No.: 2210620	Dwg. No.: A602b	

CADD File Name:

Plotted By:

Plot Date:

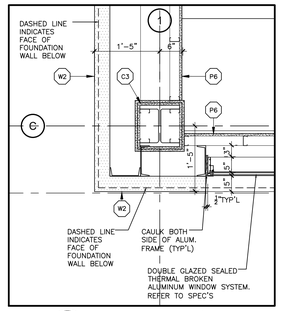
DASHED LINE INDICATES FACE OF FOUNDATION WALL BELOW
1'-5"
6"
W2
C3
P6
P6
C
1
1'-5"
1"
1"
1

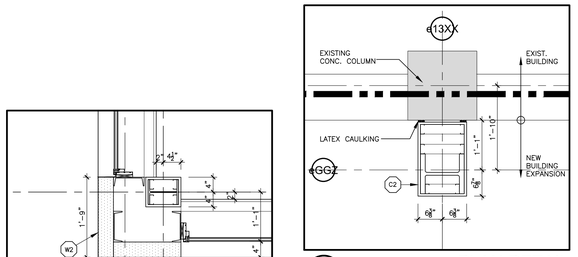

6 A611b 3/4"=1'-0" PLAN DETAIL LOCKER EXPANSION

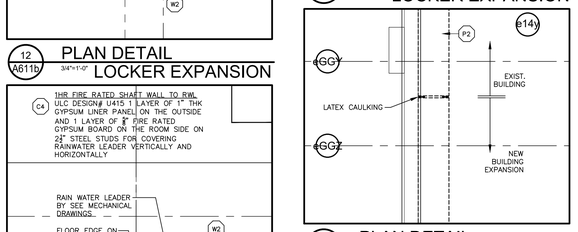

5 A611b 3/4"=1'-0" PLAN DETAIL LOCKER EXPANSION

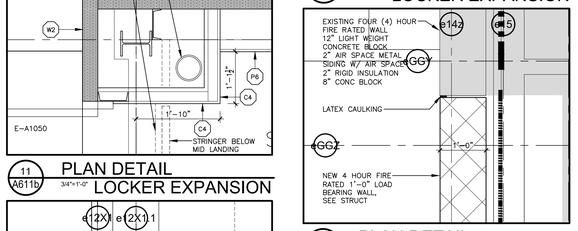

4 A611b 3/4"=1'-0" PLAN DETAIL LOCKER EXPANSION

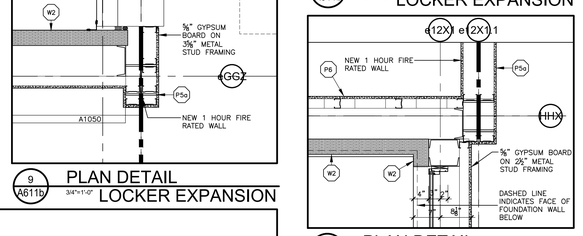

1 A611b 3/4"=1'-0" PLAN DETAIL LOCKER EXPANSION

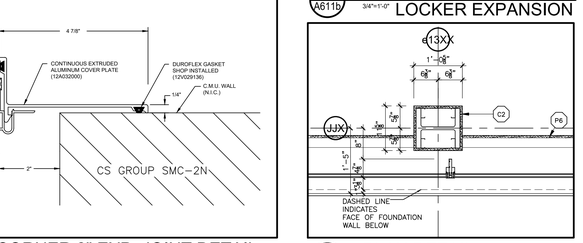

2 A611b 3/4"=1'-0" PLAN DETAIL LOCKER EXPANSION

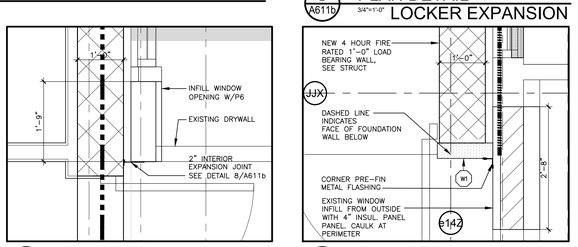

3 A611b 3/4"=1'-0" PLAN DETAIL LOCKER EXPANSION

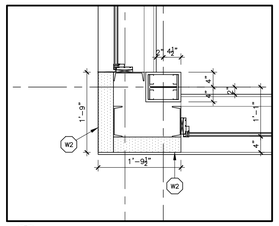

12 A611b 3/4"=1'-0" PLAN DETAIL LOCKER EXPANSION

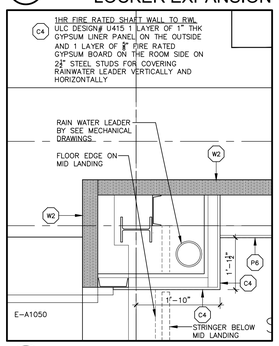

11 A611b 3/4"=1'-0" PLAN DETAIL LOCKER EXPANSION

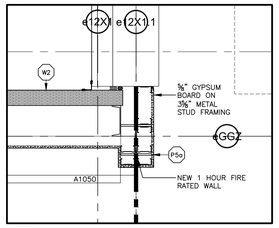

9 A611b 3/4"=1'-0" PLAN DETAIL LOCKER EXPANSION

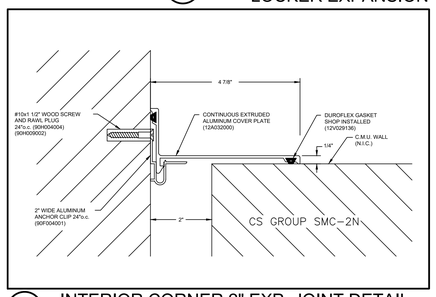

8 A611b N.T.S. INTERIOR CORNER 2" EXP. JOINT DETAIL

7 A611b 3/4"=1'-0" PLAN DETAIL LOCKER EXPANSION

NOTES

These drawings are the property of, and shall not be used or reproduced without the consent of WBA Architects and Engineers Inc. The Contractor shall check and verify all dimensions and report all discrepancies to the Architect and/or Engineer.

PROJECT NORTH | TRUE NORTH

No.	Date	Issued	By:
I	2023-01-20	ISSUED FOR POST TENDER ADDENDUM #4	WBA
J	2023-07-24	ISSUED FOR REVISION TO PERMIT	WBA
C	2022-05-05	ISSUED FOR TENDER	WBA
D	2022-05-24	ISSUED FOR PERMIT	WBA
E	2022-05-26	ISSUED FOR ADDENDUM #03	WBA
F	2022-09-26	ISSUED FOR CCN #01	WBA
G	2022-09-30	ISSUED FOR CCN #02	WBA
H	2022-11-08	ISSUED FOR CCN# 03	WBA

KEY PLAN

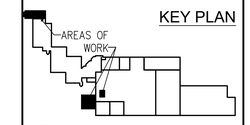

WALL LEGEND

- W1 — PRE-FINISHED 4" INSULATED METAL PANELS ON GALVANIZED SUB-GRTS ON 12" CONC. BLOCK (TYPE 'B' SEE SPECS)
- W2 — PRE-FINISHED 4" INSULATED METAL PANELS ON 8" STRUCTURAL STEEL FRAME. METAL STUD 2½" @ 16" o.c. INTERIOR FRAMING WITH ⅝" GYPSUM BOARD FINISH (TYPE 'A' SEE SPECS)
- W3 — NEW 4 HR FIREWALL 12" LIGHTWEIGHT CONCRETE BLOCK, PARAPET MINIMUM 3'-0" ABOVE ROOF, 1" SPACE, EXISTING METAL SIDING, WINDOWS TO REMAIN AND ENCLOSED, EXISTING INTERIOR PARTITIONS TO REMAIN
- EXISTING WALL
- W4 — CURTAIN WALL THERMALLY BROKEN ALUMINUM FRAME DOUBLE GLAZED TINTED 5" INSULATION R=20.85. GALVANIZED METAL LINER WITH INTERIOR PARTITION ⅝" GYPSUM BOARD ON 2½" @ 16" O.C. METAL STUDS
- W5 — ALUMINUM WINDOW THERMALLY BROKEN ALUMINUM FRAME DOUBLE GLAZED TINTED
- P1 — EXISTING INTERIOR CONCRETE BLOCK PARTITION
- P2 — INFILL
- P3 — 4" LIGHTWEIGHT CONC. BLOCK UP TO MIN. 4" ABOVE FINISHED CEILING
- P3A — 12" CONC. BLOCK FIRE WALL 4 HR FIRE RATING
- P4 — ⅝" GYPSUM BOARD LAMINATED ON NEW CONCRETE BLOCK OR ON EXISTING BRICK FACE UP TO MIN. 4" ABOVE FINISHED CEILING
- P5 — ⅝" GYPSUM BOARD ON BOTH SIDE OF 3⅝" METAL STUD @ 16" O.C. UP TO MIN. 4" ABOVE FINISHED CEILING
- P5a — ⅝" FIRECODE GYPSUM BOARD ON 3⅝" METAL STUD @ 16" O.C. UP TO U/S OF STRUCTURE ABOVE. 1" GAP. 3⅝" METAL STUD @ 16" O.C. UP TO U/S OF STRUCTURE ABOVE WITH ⅝" FIRECODE GYPSUM BOARD TOTAL 9¾"
- P6 — ⅝" GYPSUM BOARD ON ONE SIDE ONLY OF 2½" METAL STUD @ 16" O.C. UP TO MIN. 4" ABOVE FINISHED CEILING
- P6a — ⅝" GYPSUM BOARD ON ONE SIDE ONLY OF 6" METAL STUD @ 16" O.C. UP TO MIN. 4" ABOVE FINISHED CEILING
- P6b — ⅝" GYPSUM BOARD ON ONE SIDE ONLY OF 3⅝" METAL STUD @ 16" O.C. UP TO MIN. 4" ABOVE FINISHED CEILING
- P7 — ALUMINUM GLAZED PARTITION UP TO U/S OF CEILING
- P8 — ⅝" FIBERROC PANEL ON BOTH SIDE OF 3⅝" METAL STUD @ 16" O.C. UP TO MIN. 4" ABOVE FINISHED CEILING
- P9 — 1HR FIRE RATED SHAFT WALL ULC #W473 1" GYPSUM LINER ON "C-T" SHAPED STEEL STUD 2½" @ 24"OC. ON ⅝" FIRECODE GYPSUM BOARD UP TO U/S STRUCT.
- P10 — ½" CEMENT BOARD ON ONE OR BOTH WET SIDE(S) OF ROOM ON 3⅝" 20 GAUGE METAL STUDS @ 16" o/c WITH ⅝" GYPSUM BOARD ON DRY SIDE UP TO 4" ABOVE CEILING
- C2 — 1HR FIRE RATING TO STEEL COLUMN ⅝" FIRECODE GYPSUM BOARD ULC# X528 UP TO 10'-0" HT AND SPRAY FIREPROOFING ULC# X701 FROM 10'-0" UP TO U/S OF FLOOR DECK
- C3 — 2HR FIRE RATING TO STEEL COLUMN 2 LAYETS OF ⅝" FIRECODE GYPSUM BOARD ULC# Z503 UP TO 10'-0" HT AND SPRAY FIREPROOFING ULC# X701 FROM 10'-0" UP TO U/S OF FLOOR DECK

FLOOR PLAN LEGEND:

- EXISTING AREA TO REMAIN
- INTERIOR ALTERATION / NEW ADDITION
- EXISTING DOOR AND FRAME TO REMAIN
- NEW DOOR AND FRAME
- FIRE EXTINGUISHER IN RECESSED STAINLESS STEEL CABINET

FIRE RATING LEGEND

- DENOTES AND DELINEATES ZERO-HOUR (0) FIRE SEPARATION.
- DENOTES AND DELINEATES ONE-HOUR (1) FIRE SEPARATION.
- DENOTES AND DELINEATES TWO-HOUR (2) FIRE SEPARATION.

No.	Date	Revision	By:
1	2025-03-20	ISSUED FOR AS-BUILTS	WBA
0	2023-03-13	ISSUED FOR CONSTRUCTION	WBA

Professional Seal | Professional Seal

Consultant:

wba architects and engineers Inc.
3 - 530 Rowntree Dairy Road
Vaughan, Ontario L4L 8H2
Tel: 905-851-7144
Fax: 905-851-7146
e-mail: info@wbaae.com

Client: ThermoFisher SCIENTIFIC
2100 SYNTEX COURT
MISSISSAUGA, ON L5N 7K9

Project Title: NEW LABORATORY AND GMP LOCKERS EXPANSION

Drawing Title: PLAN DETAILS LOCKER EXPANSION

CADD System:	Plot Scale:	Sheet Size:
AUTOCAD 2021	1:1	30" x 42"
Drawn By: R.R. / M.K.	Date: SEP./2021	Drawing Scale: AS NOTED
Checked By: G.S.S	Date: SEP./2021	Rev.: 1
Project No.: 2210620	Dwg. No.: A611b	

CADD File Name:
Plotted By:
Plot Date:

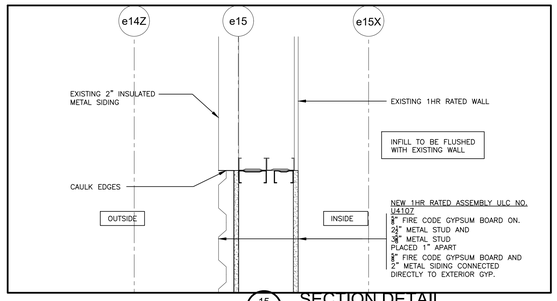

15 A621a SECTION DETAIL LOCKER EXPANSION
1"=1'-0"

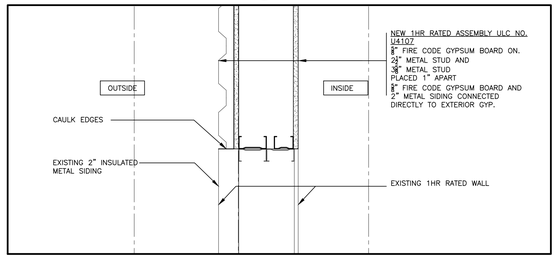

14 A621a SECTION DETAIL LOCKER EXPANSION
1-1/2"=1'-0"

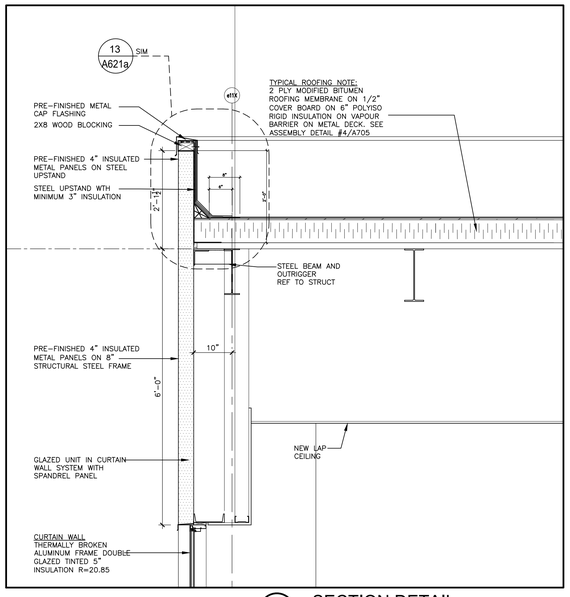

11 A621a SECTION DETAIL LOCKER EXPANSION
3/4"=1'-0"

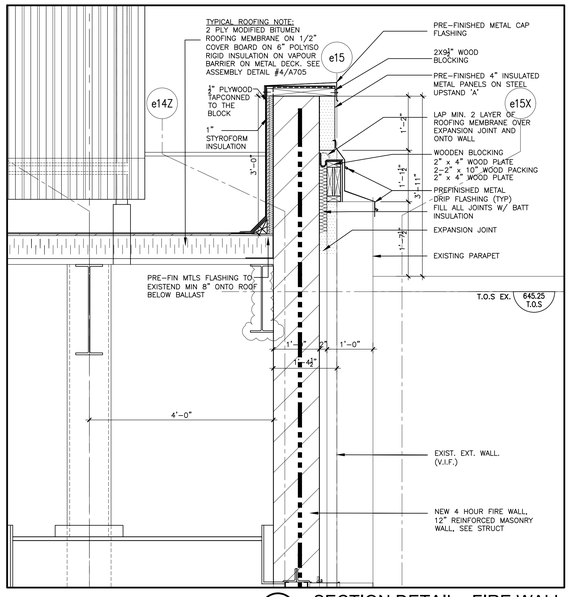

7 A621a SECTION DETAIL - FIRE WALL LOCKER EXPANSION
3/4"=1'-0"

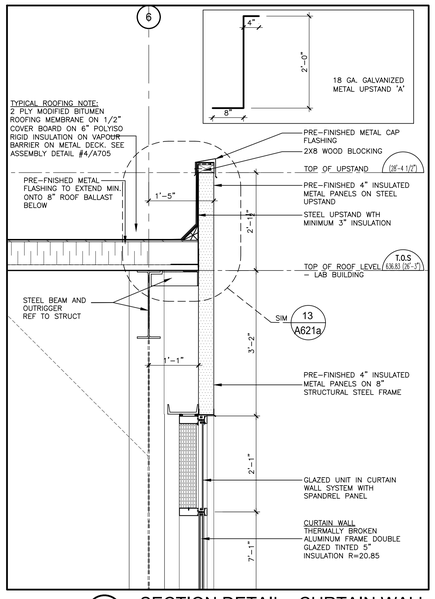

4 A621a SECTION DETAIL - CURTAIN WALL LAB EXPANSION
3/4"=1'-0"

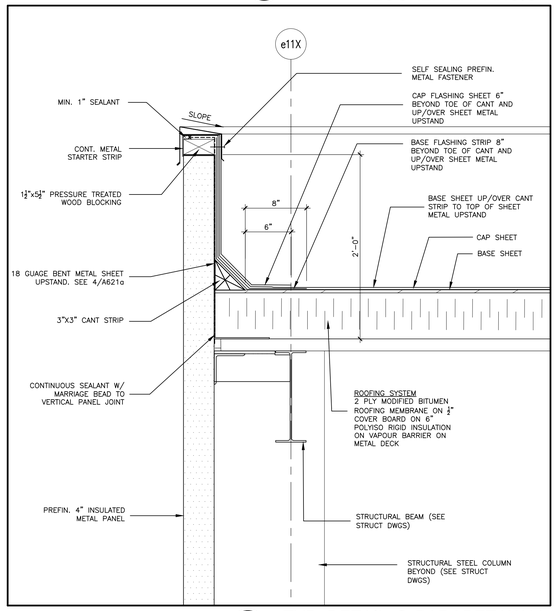

13 A621a TYP. DETAIL @ PARAPET WALL
1-1/2"=1'-0"

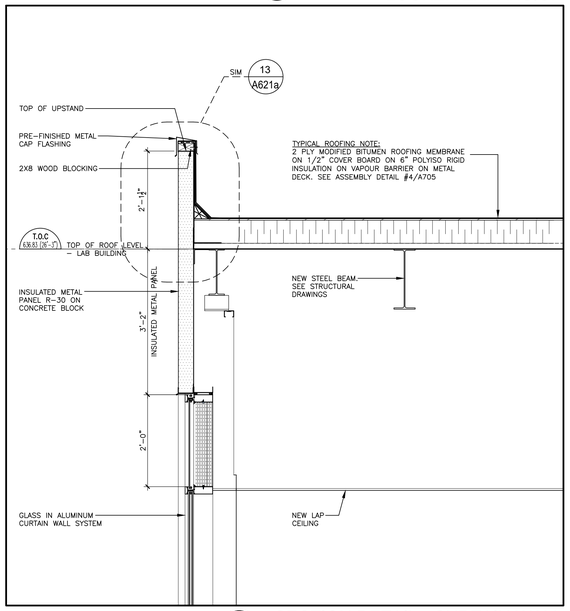

10 A621a SECTION DETAIL - CURTAIN WALL LAB EXPANSION
3/4"=1'-0"

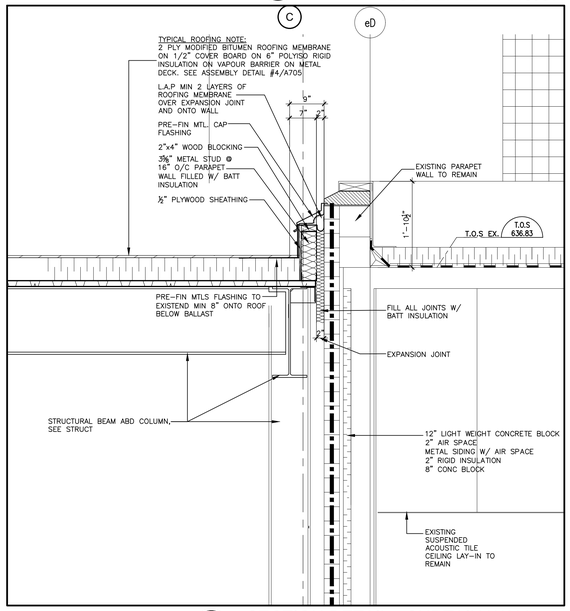

6 A621a SECTION DETAIL - CURTAIN WALL LAB EXPANSION
3/4"=1'-0"

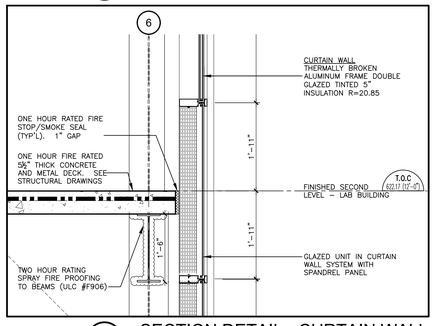

3 A621a SECTION DETAIL - CURTAIN WALL LAB EXPANSION
3/4"=1'-0"

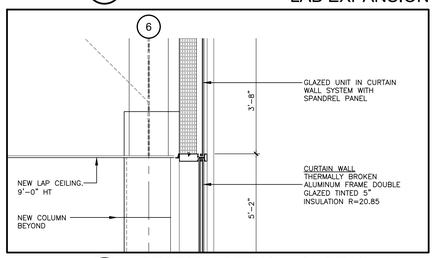

2 A621a SECTION DETAIL - CURTAIN WALL LAB EXPANSION
3/4"=1'-0"

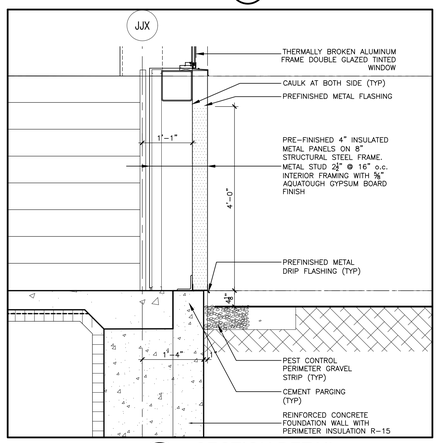

12 A621a SECTION DETAIL LOCKER EXPANSION
3/4"=1'-0"

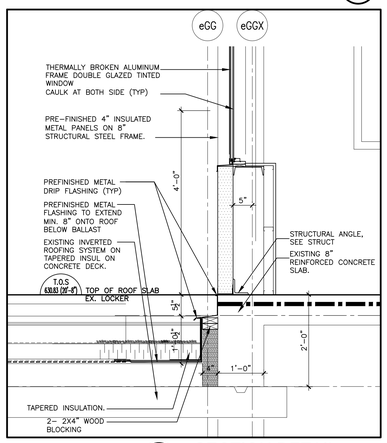

9 A621a SECTION DETAIL LOCKER EXPANSION
3/4"=1'-0"

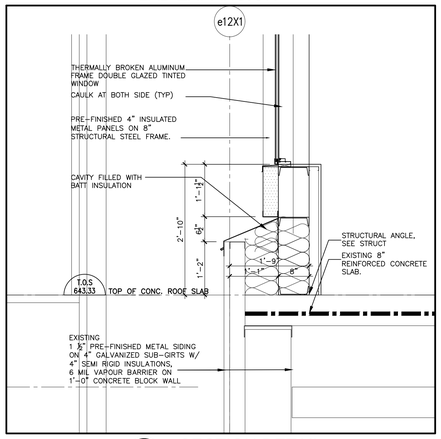

8 A621a SECTION DETAIL LOCKER EXPANSION
3/4"=1'-0"

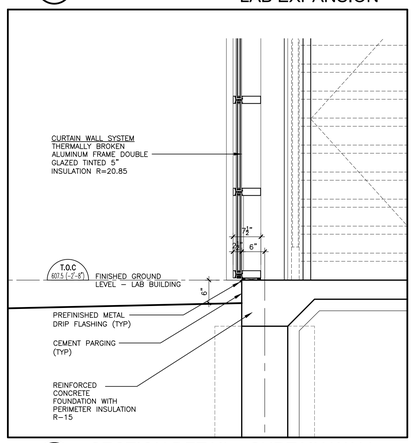

5 A621a SECTION DETAIL - CURTAIN WALL LAB EXPANSION
3/4"=1'-0"

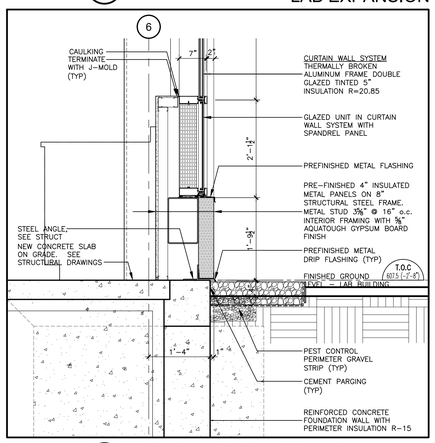

1 A621a SECTION DETAIL - CURTAIN WALL LAB EXPANSION
3/4"=1'-0"

NOTES

These drawings are the property of, and shall not be used or reproduced without the consent of WBA Architects and Engineers Inc. The Contractor shall check and verify all dimensions and report all discrepancies to the Architect and/or Engineer.

No.	Date	Issued	By:
I	2022-10-25	ISSUED FOR PERMIT R2	WBA
J	2022-11-08	ISSUED FOR CCN# 03	WBA
K	2022-11-28	ISSUED FOR CCN #05	WBA
L	2022-12-08	ISSUED FOR PERMIT R3	WBA
M	2023-01-20	ISSUED FOR POST TENDER ADDENDUM #4	WBA
N	2023-02-23	ISSUED FOR CCN #09	WBA
O	2023-07-24	ISSUED FOR REVISION TO PERMIT	WBA
H	2022-09-30	ISSUED FOR CCN #02	WBA

No.	Date	Revision	By:
2	2025-03-20	ISSUED FOR AS-BUILTS	WBA
1	2023-09-05	ISSUED FOR CCN#19	WBA
0	2023-03-13	ISSUED FOR CONSTRUCTION	WBA

Professional Seal

Professional Seal

Consultant:

wba architects and engineers Inc.
3 - 530 Rowntree Dairy Road
Vaughan, Ontario L4L 8H2
tel: 905 851 0816
fax: 905 851 7148
e-mail: info@wbaaea.com

Client: ThermoFisher SCIENTIFIC
2100 SYNTEX COURT
MISSISSAUGA, ON L5N 7K9

Project Title: NEW LABORATORY AND GMP LOCKERS EXPANSION

Drawing Title: SECTION DETAILS LAB & LOCKER EXPANSION

CADD System: AUTOCAD 2021	Plot Scale: 1:1	Sheet Size: 30" x 42"
Drawn By: R.R. /M.K.	Date: SEP./2021	Drawing Scale: AS NOTED
Checked By: G.S.S	Date: SEP./2021	Rev.: 2
Project No.: 2210620	Dwg. No.: A621a	

CADD File Name:

Plotted By:

Plot Date:

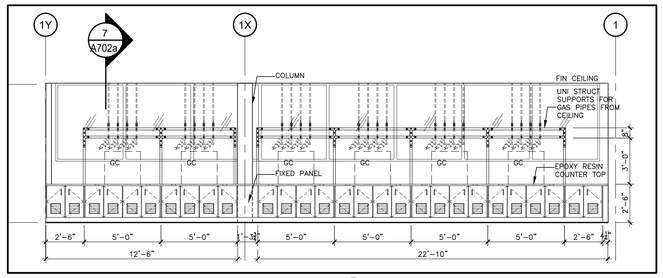

7 A701a GC COUNTER ELEVATION
1/4"=1'-0"

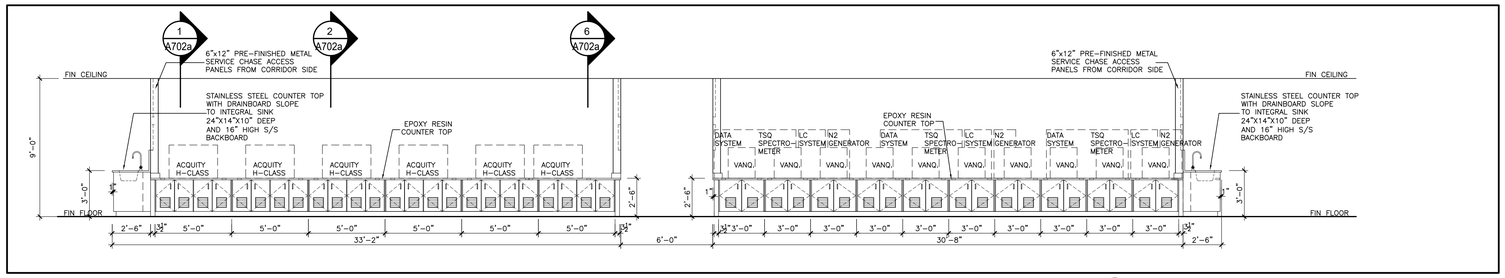

6 A701a ACQUITY H-CLASS COUNTER ELEVATION
1/4"=1'-0"

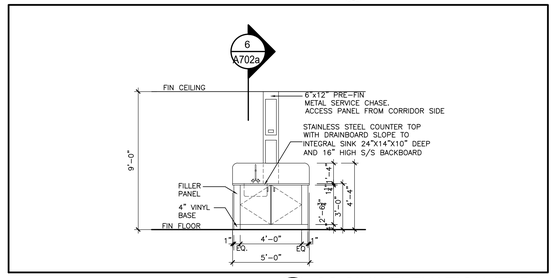

8 A701a SS SINK ELEVATION (TYP.)
1/4"=1'-0"

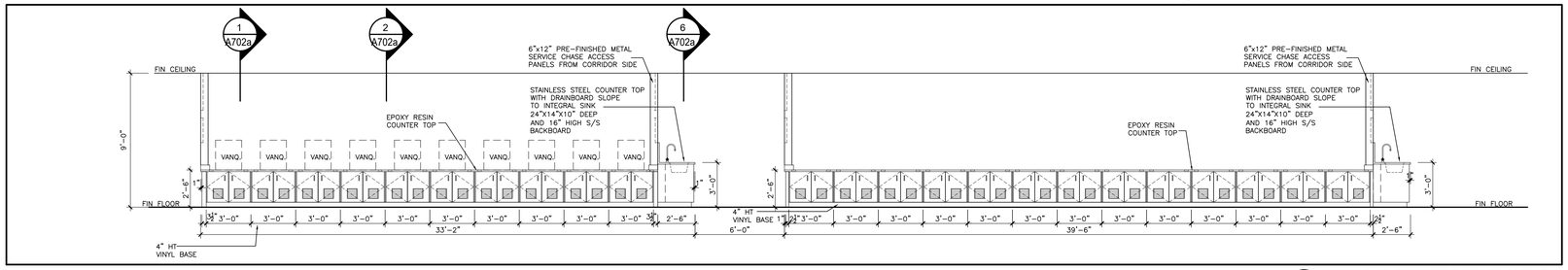

5 A701a VANQ COUNTER ELEVATION
1/4"=1'-0"

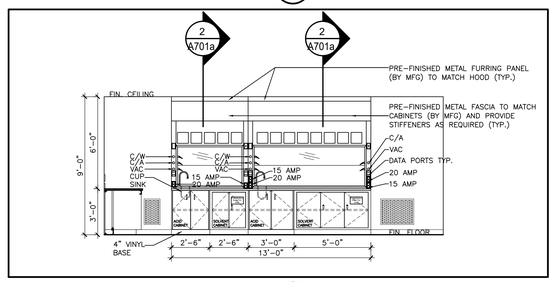

3 A701a FUMEHOOD ELEVATION
1/4"=1'-0"

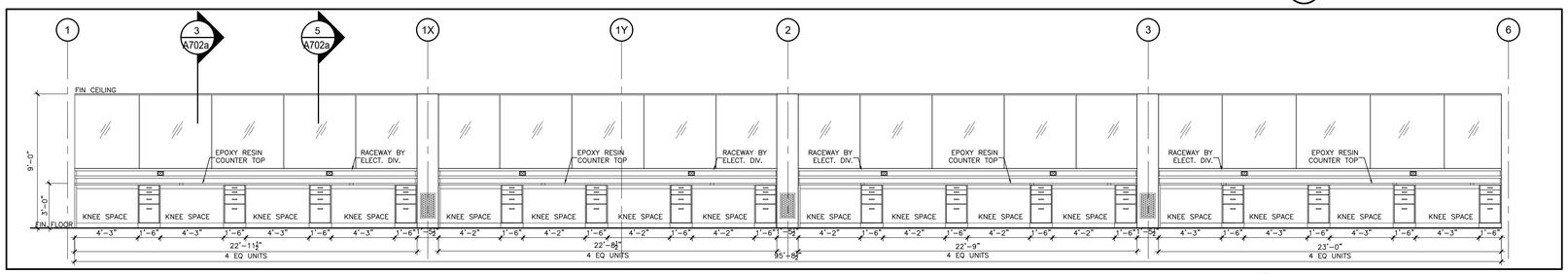

4 A701a CHEMIST WRITE UP ELEVATION
1/4"=1'-0"

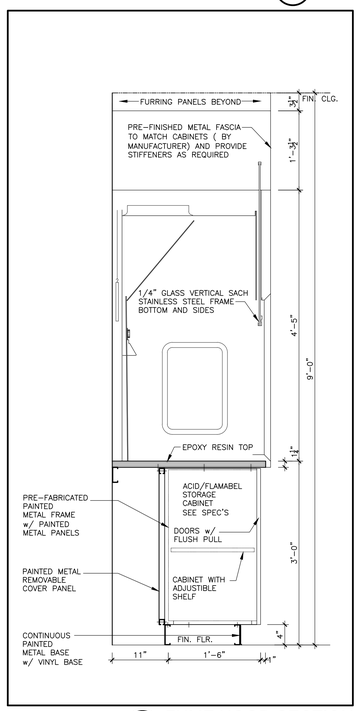

2 A701a FUME HOOD SECTION
1"=1'-0"

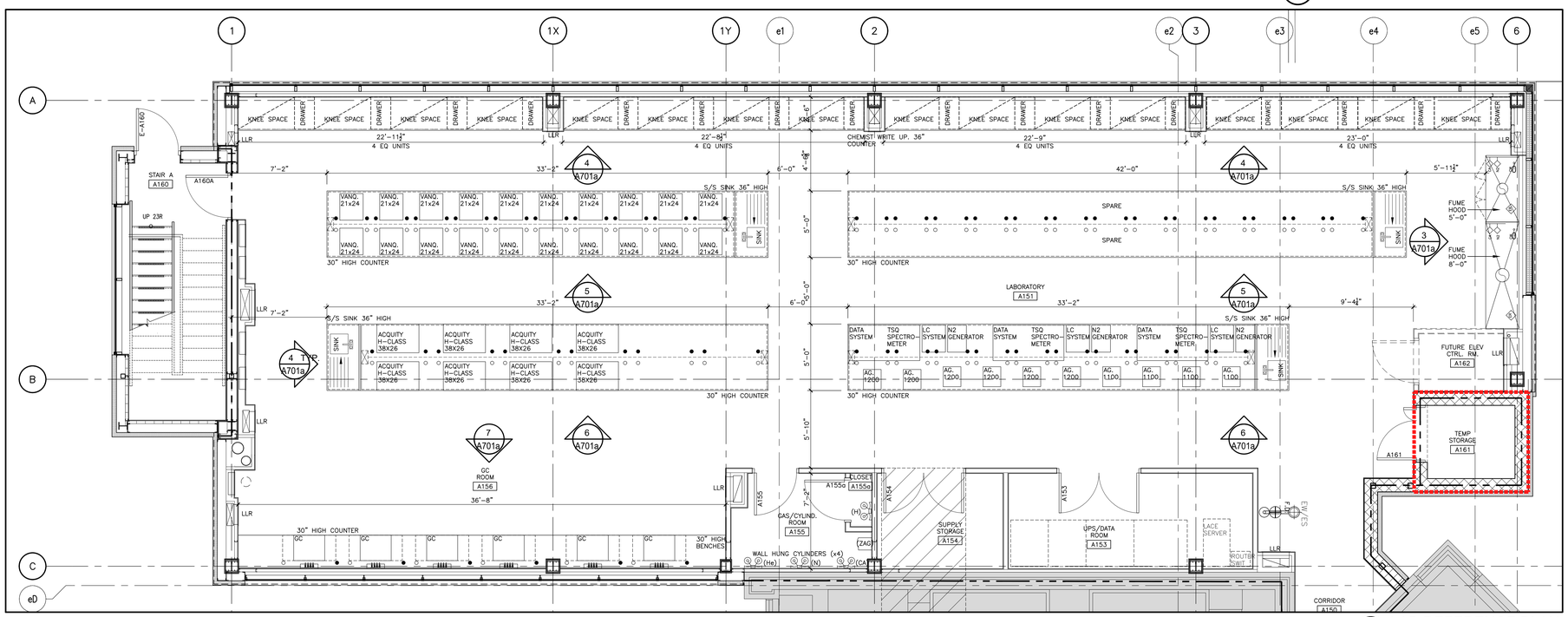

1 A701a LAB REFERENCE PLAN
1/4"=1'-0"

NOTES

These drawings are the property of, and shall not be used or reproduced without the consent of WBA Architects and Engineers Inc. The Contractor shall check and verify all dimensions and report all discrepancies to the Architect and/or Engineer.

No.	Date	Issued	By.
A	2022-03-18	ISSUED FOR REVIEW	WBA
B	2022-03-24	ISSUED FOR 60% DESIGN REVIEW	WBA
C	2022-04-18	ISSUED FOR 90% DESIGN REVIEW	WBA
D	2022-05-05	ISSUED FOR TENDER	WBA
E	2022-05-24	ISSUED FOR PERMIT	WBA
F	2022-09-26	ISSUED FOR CCN #01	WBA
G	2022-11-08	ISSUED FOR CCN# 03	WBA
H	2023-07-24	ISSUED FOR REVISION TO PERMIT	WBA

LEGEND

○ ELECTRICAL GROMMETS

● PROCESS WASTE GROMMETS

No.	Date	Revision	By.
1	2025-03-20	ISSUED FOR AS-BUILTS	WBA
0	2023-03-13	ISSUED FOR CONSTRUCTION	WBA

Professional Seal

Professional Seal

Consultant:

wba architects and engineers Inc.
3 - 530 Rowntree Dairy Road
Vaughan, Ontario L4L 8H2
tel: 905 851 0516
fax: 905 851 7148
e-mail: info@wbaae.com

Client:

ThermoFisher SCIENTIFIC
2100 SYNTEX COURT
MISSISSAUGA, ON L5N 7K9

Project Title:

NEW LABORATORY AND GMP LOCKERS EXPANSION

Drawing Title:

LAB PLAN ELEVATIONS AND DETAILS

CADD System:	Plot Scale:	Sheet Size:
AUTOCAD 2021	1:1	30" x 42"
Drawn By: R.R. /M.K.	Date: SEP./2021	Drawing Scale: AS NOTED
Checked By: G.S.S	Date: SEP./2021	Rev.: 1
Project No.: 2210620	Dwg. No.: A701a	

CADD File Name:

Plotted By:

Plot Date:

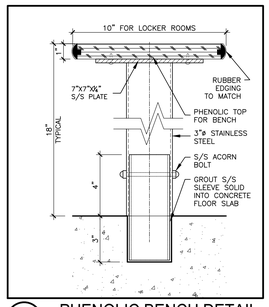

14 A701b PHENOLIC BENCH DETAIL
3"=1'-0"

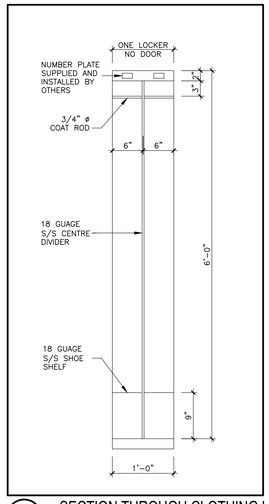

13 A701b SECTION THROUGH CLOTHING LOCKER
1"=1'-0"

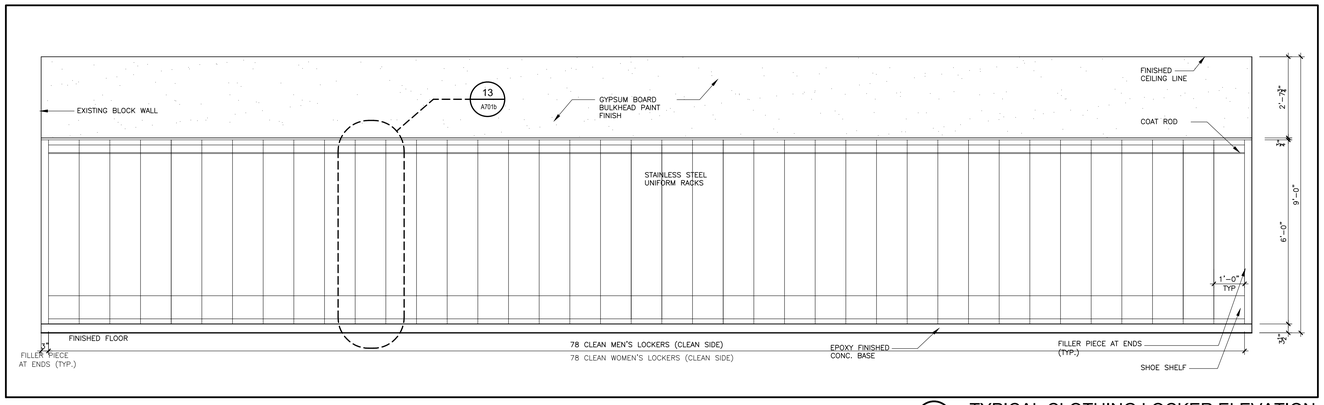

9 A701b TYPICAL CLOTHING LOCKER ELEVATION
1/2"=1'-0"

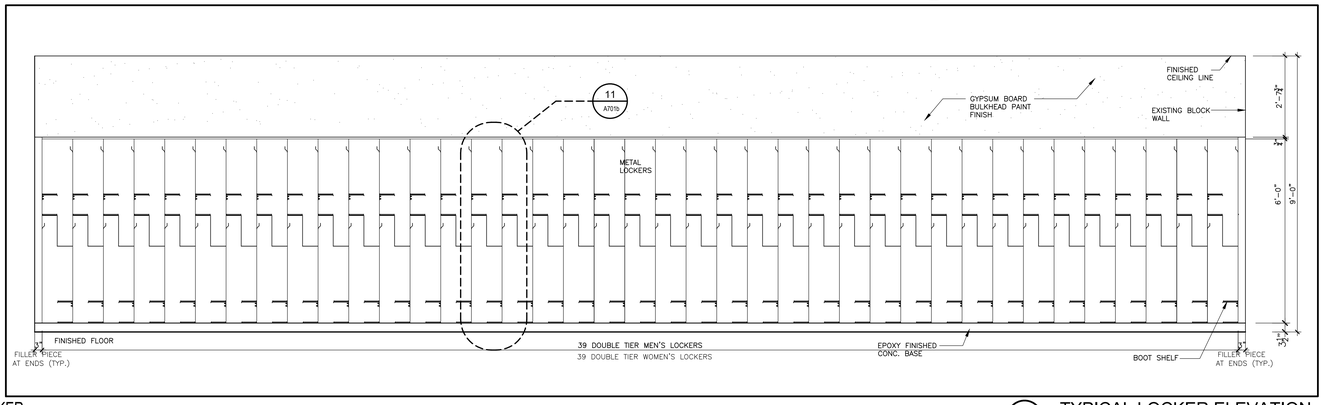

8 A701b TYPICAL LOCKER ELEVATION
1/2"=1'-0"

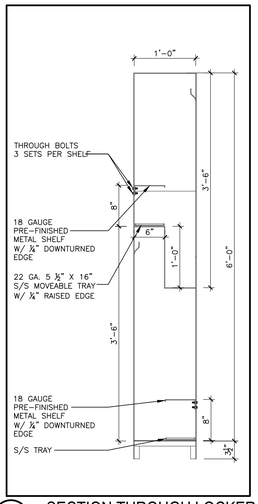

11 A701b SECTION THROUGH LOCKER
1"=1'-0"

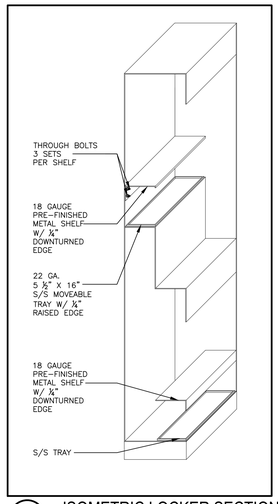

10 A701b ISOMETRIC LOCKER SECTION
1"=1'-0"

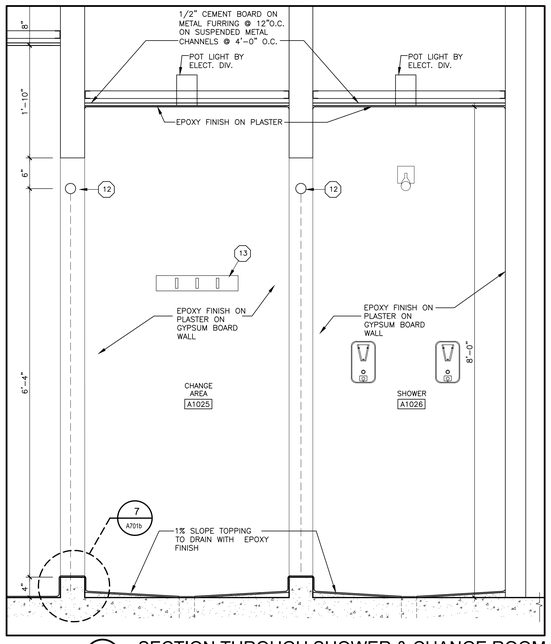

6 A701b SECTION THROUGH SHOWER & CHANGE ROOM
1"=1'-0"

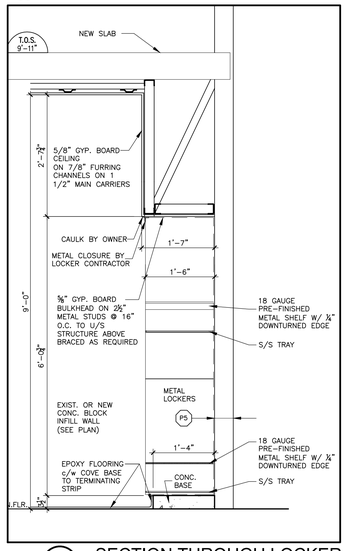

12 A701b SECTION THROUGH LOCKER
3/4"=1'-0"

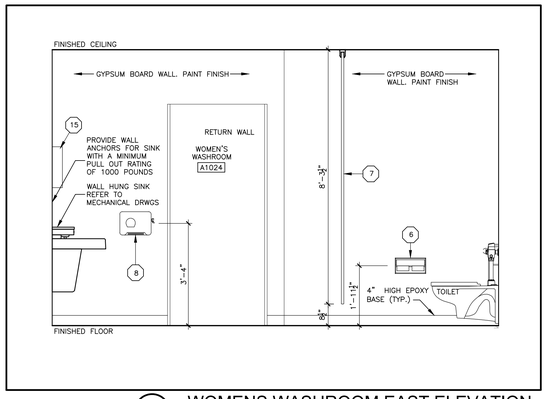

5 A701b WOMENS WASHROOM EAST ELEVATION
1/2"=1'-0"

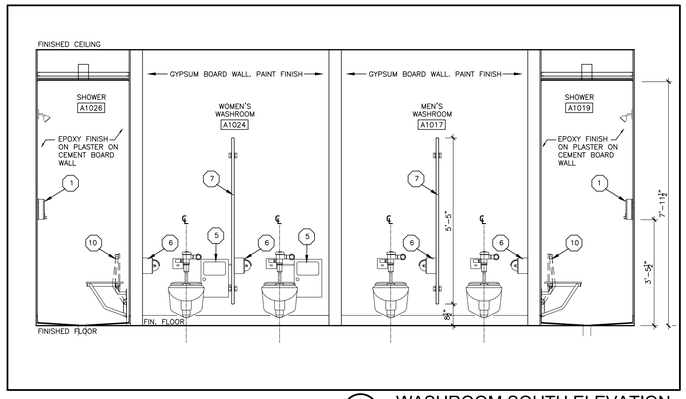

4 A701b WASHROOM SOUTH ELEVATION
1/2"=1'-0"

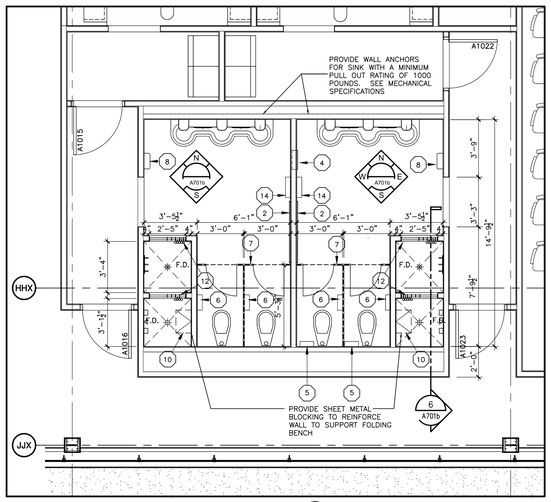

1 A701b WASHROOM PLAN
1/4"=1'-0"

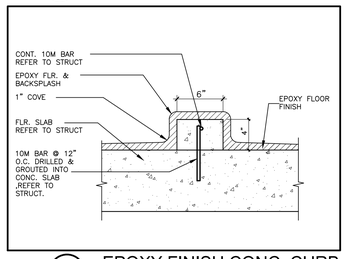

7 A701b EPOXY FINISH CONC. CURB
1/2"=1'-0"

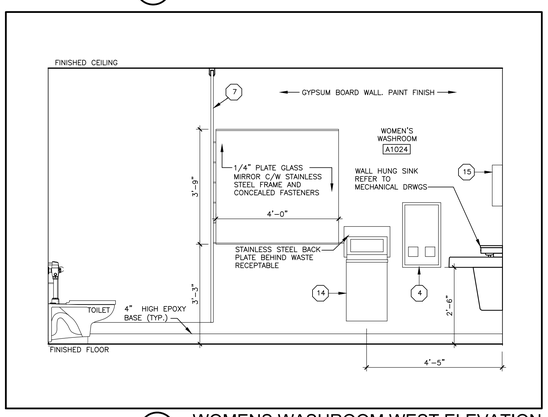

3 A701b WOMENS WASHROOM WEST ELEVATION
1/2"=1'-0"

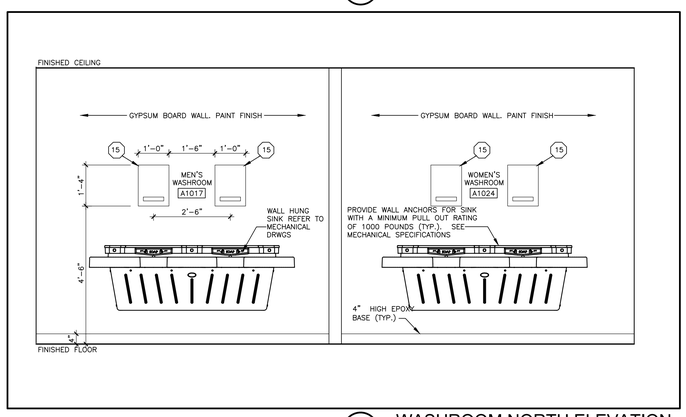

2 A701b WASHROOM NORTH ELEVATION
1/2"=1'-0"

NOTES

These drawings are the property of, and shall not be used or reproduced without the consent of WBA Architects and Engineers Inc. The Contractor shall check and verify all dimensions and report all discrepancies to the Architect and/or Engineer.

No.	Date	Issued	By:
A	2022-03-24	ISSUED FOR 60% DESIGN REVIEW	WBA
B	2022-04-18	ISSUED FOR 90% DESIGN REVIEW	WBA
C	2022-05-05	ISSUED FOR TENDER	WBA
D	2022-05-24	ISSUED FOR PERMIT	WBA
E	2022-09-26	ISSUED FOR CCN #01	WBA
F	2022-09-30	ISSUED FOR CCN #02	WBA
G	2023-07-24	ISSUED FOR REVISION TO PERMIT	WBA

LEGEND - WASHROOM ACCESSORIES

1. SOAP DISPENSERS (BY OWNER)
2. MIRROR 5'-0"x3'-9" SEE SPECS
3. SPARE
4. SANITARY NAPKIN DISPENSER (RECESSED) SEE DET 7/A703
5. SANITARY NAPKIN DISPOSAL BY OWNER
6. TOILET PAPER DISPENSER BY OWNER
7. CEILING HUNG TOILET PARTITIONS
8. ELECTRIC HAND DRYERS BY OWNER
9. WALL HUNG MIRROR
10. FOLDABLE SHOWER BENCH
11. TOWEL BAR
12. SHOWER CURTAIN AND ROD
13. HOOK STRIP (3 HOOKS)
14. WASTE RECEPTACLE SEE DETAIL 7/A703
15. PAPER TOWEL DISPENSER (BY OWNER)

NOTE:
PROVIDE 3/4" PLYWOOD BLOCKING BACKING AS REQUIRED FOR THE INSTALLATION OF WASHROOM ACCESSORIES

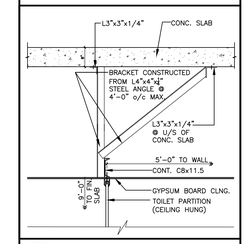

15 A701b TOILET PARTITION SUPPORT
N.T.S.

No.	Date	Revision	By:
1	2025-03-20	ISSUED FOR AS-BUILTS	WBA
0	2023-03-13	ISSUED FOR CONSTRUCTION	WBA

Professional Seal

Professional Seal

Consultant:
wba architects and engineers inc.
3 - 530 Rowntree Dairy Road
Vaughan, Ontario L4L 8H2
tel: 905-851-0616
fax: 905-851-0617
e-mail: info@wbaae.com

Client: Thermo Fisher SCIENTIFIC
2100 SYNTEX COURT
MISSISSAUGA, ON L5N 7K9

Project Title: NEW LABORATORY AND GMP LOCKERS EXPANSION

Drawing Title: WASHROOM & LOCKER ELEVATIONS & DETAILS

CADD System: AUTOCAD 2021	Plot Scale: 1:1	Sheet Size: 30" x 42"
Drawn By: R.R. /M.K.	Date: SEP./2021	Drawing Scale: AS NOTED
Checked By: G.S.S	Date: SEP./2021	Rev.: 1
Project No.: 2210620	Dwg No.: A701b	

CADD File Name:

Plotted By:

Plot Date:

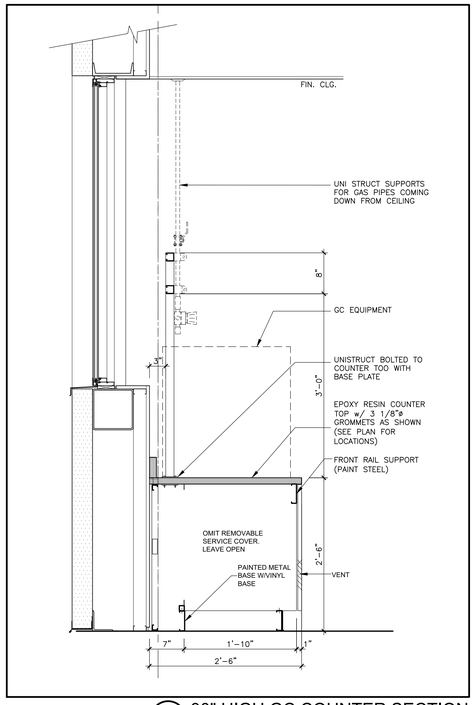

7 A702a 1"=1'-0" 30" HIGH GC COUNTER SECTION @ CABINET

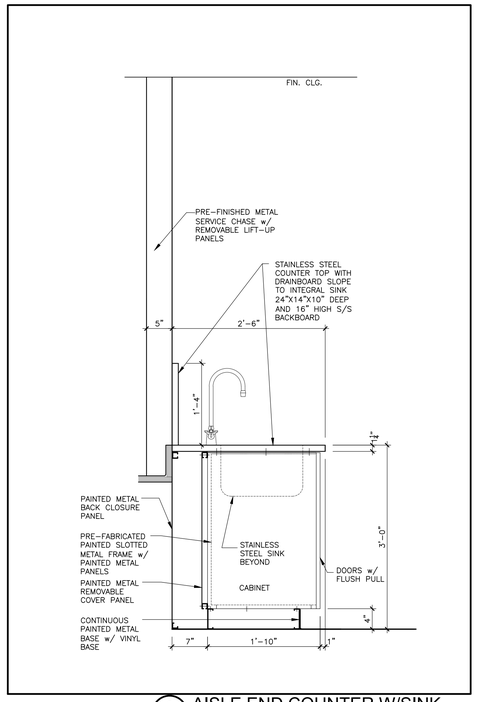

6 A702a 1"=1'-0" AISLE END COUNTER W/SINK

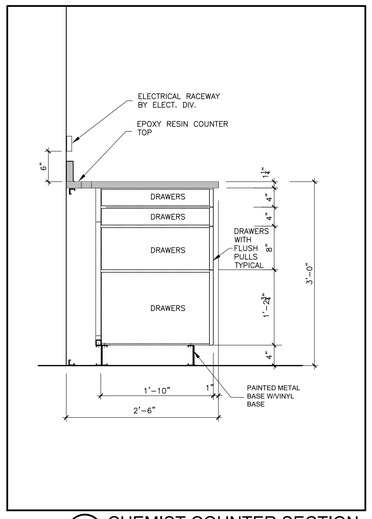

5 A702a 1"=1'-0" CHEMIST COUNTER SECTION @ DRAWERS

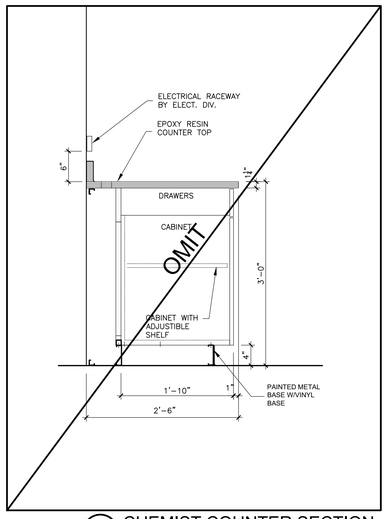

4 A702a 1"=1'-0" CHEMIST COUNTER SECTION @ DRAWER & CABINET

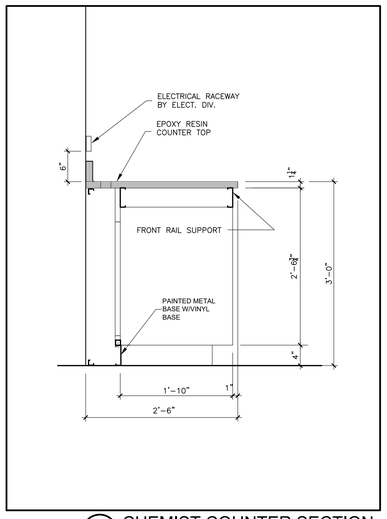

3 A702a 1"=1'-0" CHEMIST COUNTER SECTION @ KNEE SPACE

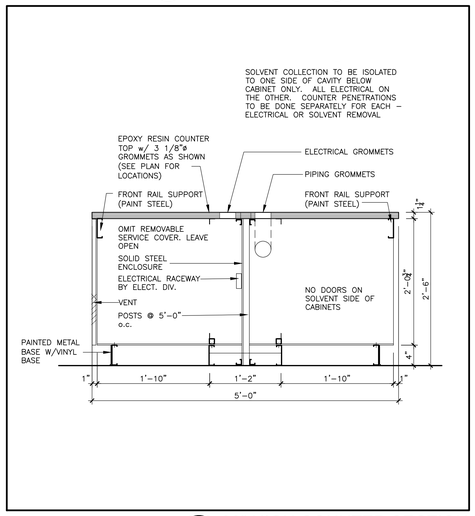

2 A702a 1"=1'-0" 30" HIGH COUNTER SECTION @ CABINET

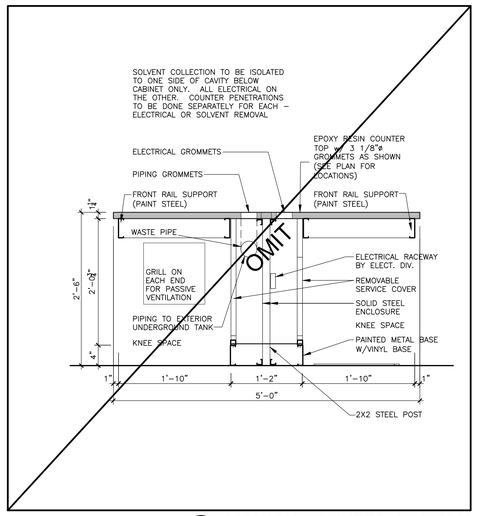

1 A702a 1"=1'-0" 30" HIGH COUNTER SECTION @ KNEE SPACE

NOTES

These drawings are the property of, and shall not be used or reproduced without the consent of WBA Architects and Engineers Inc. The Contractor shall check and verify all dimensions and report all discrepancies to the Architect and/or Engineer.

No.	Date	Issued	By:
A	2022-04-18	ISSUED FOT 90% DESIGN REVIEW	WBA
B	2022-05-05	ISSUED FOR TENDER	WBA
C	2022-05-24	ISSUED FOR PERMIT	WBA
D	2022-09-26	ISSUED FOR CCN #01	WBA
E	2022-11-08	ISSUED FOR CCN# 03	WBA
F	2023-06-02	ISSUED FOR REVISION TO PERMIT	WBA

No.	Date	Revision	By:
1	2025-03-20	ISSUED FOR AS-BUILTS	WBA
0	2023-03-13	ISSUED FOR CONSTRUCTION	WBA

Professional Seal

Professional Seal

Consultant:
wba architects and engineers Inc.
3 - 530 Rowntree Dairy Road
Vaughan, Ontario L4L 5W2
tel: 905 851 0616
fax: 905 851 7148
e-mail: info@wbaae.com

Client:
ThermoFisher SCIENTIFIC
2100 SYNTEX COURT
MISSISSAUGA, ON L5N 7K9

Project Title:
NEW LABORATORY AND GMP LOCKERS EXPANSION

Drawing Title:
LAB COUNTER SECTION DETAILS

CADD System: AUTOCAD 2021	Plot Scale: 1:1	Sheet Size: 30" x 42"
Drawn By: R.R. /M.K.	Date: SEP./2021	Drawing Scale: AS NOTED
Checked By: G.S.S	Date: SEP./2021	Rev.: 1
Project No.: 2210620	Dwg. No.: A702a	

CADD File Name:

Plotted By:

Plot Date:

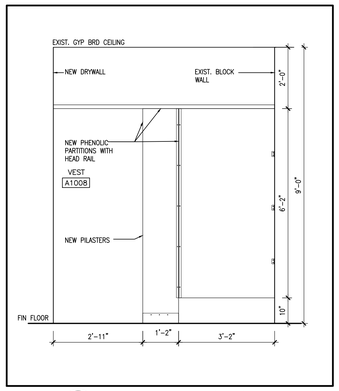

9 A703 PHENOLIC PARTION ELEVATION
1/2"=1'-0"

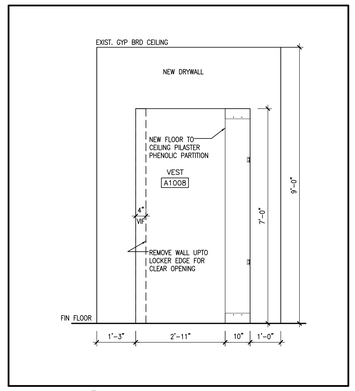

8 A703 PHENOLIC PARTION ELEVATION
1/2"=1'-0"

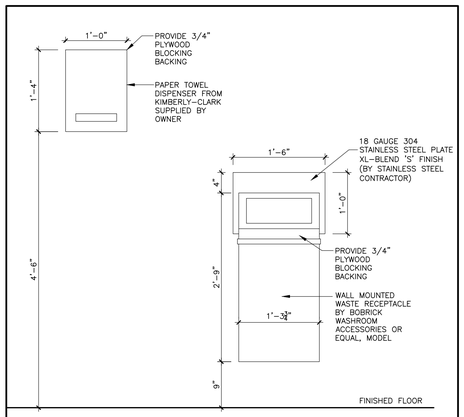

7 A703 WASTE/DISP DETAIL
1"=1'-0"

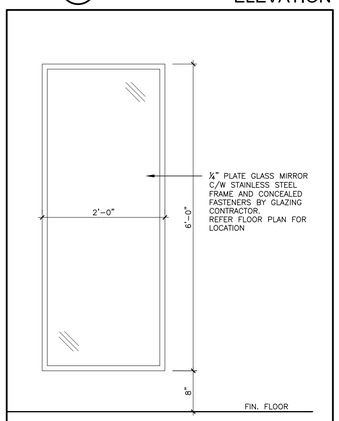

6 A703 TYP. S/S MIRROR DETAIL 3 REQD
1"=1'-0"

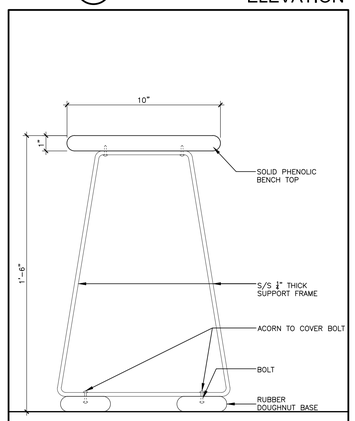

5 A703 PHENOLIC BENCH DETAIL
3"=1'-0"

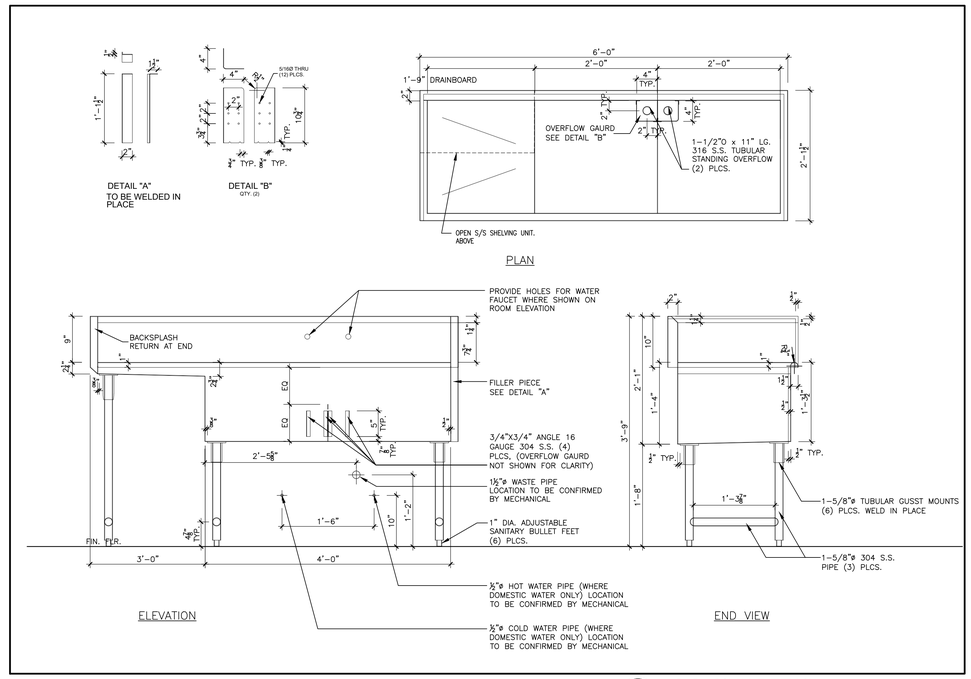

4 A703 S.S. SINK DETAIL
1"=1'-0"

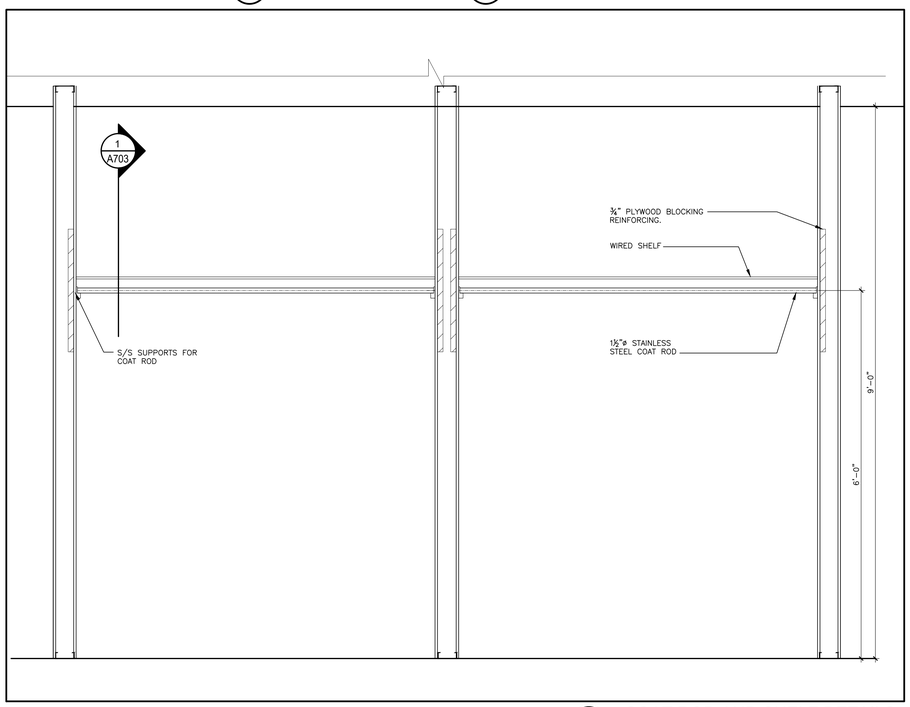

3 A703 COAT ROD AND SHELF DETAILS
1"=1'-0"

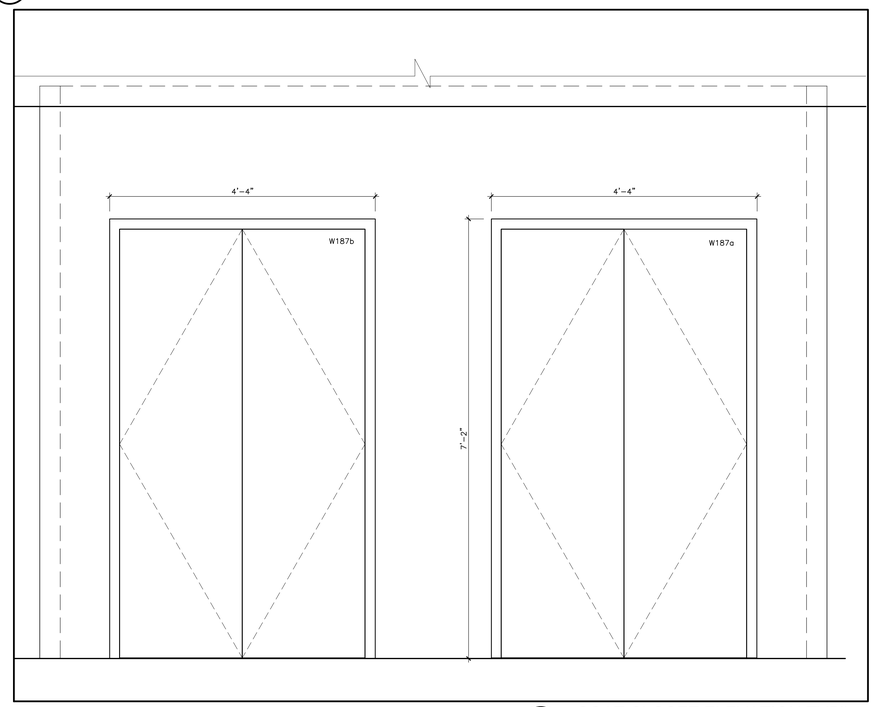

2 A703 COAT CLOSET ELEVATION TYP'L
1"=1'-0"

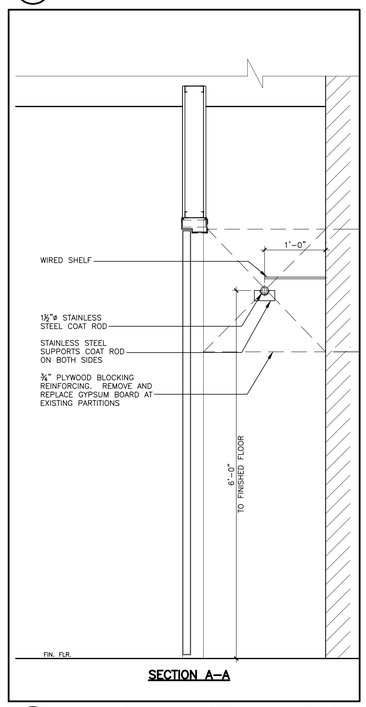

1 A703 COAT ROD AND SHELF DETAILS
1"=1'-0"

NOTES

These drawings are the property of, and shall not be used or reproduced without the consent of WBA Architects and Engineers Inc. The Contractor shall check and verify all dimensions and report all discrepancies to the Architect and/or Engineer.

No.	Date	Issued	By:
A	2022-04-18	ISSUED FOR 90% DESIGN REVIEW	WBA
B	2022-05-05	ISSUED FOR TENDER	WBA
C	2022-05-12	ISSUED FOR ADDENDUM #1	WBA
D	2022-05-24	ISSUED FOR PERMIT	WBA
E	2022-09-26	ISSUED FOR CCN #01	WBA

No.	Date	Revision	By:
2	2025-03-20	ISSUED FOR AS-BUILTS	WBA
1	2024-03-25	ISSUED FOR CCN #034	WBA
0	2023-03-13	ISSUED FOR CONSTRUCTION	WBA

Professional Seal

Professional Seal

Consultant:

wba architects and engineers Inc.
3 - 530 Rowntree Dairy Road
Vaughan, Ontario L4L 8H2
tel: 905 851 0516
fax: 905 851 7148
e-mail: info@wbaae.com

Client:
ThermoFisher SCIENTIFIC
2100 SYNTEX COURT
MISSISSAUGA, ON L5N 7K9

Project Title:
NEW LABORATORY AND GMP LOCKERS EXPANSION

Drawing Title:
MISCELLANEOUS DETAILS

CADD System: AUTOCAD 2021	Plot Scale: 1:1	Sheet Size: 30" x 42"
Drawn By: R.R. /M.K.	Date: SEP./2021	Drawing Scale: AS NOTED
Checked By: G.S.S	Date: SEP./2021	Rev.: 2
Project No.: 2210620	Dwg. No.: A703	

CADD File Name:

Plotted By:

Plot Date:

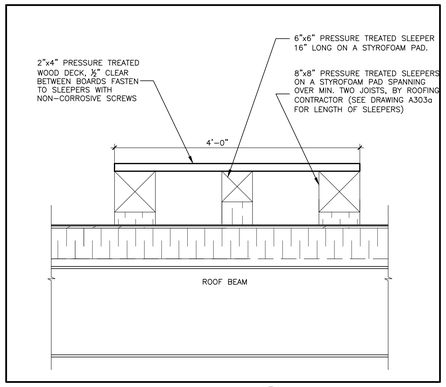

16 A705 UNIT ON SLEEPER
1" = 1'-0"

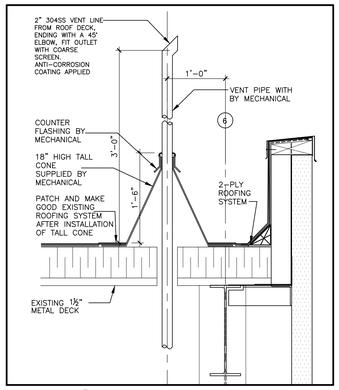

15 A705 TALL CONE DETAIL FOR PROCESS VENT
1"=1'-0"

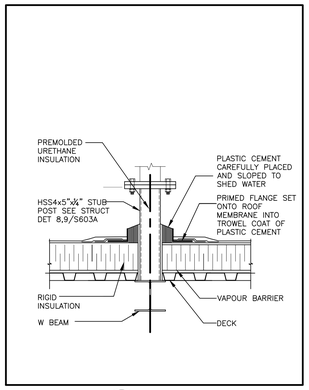

14 A705 STUB POST DETAIL
1" = 1'-0"

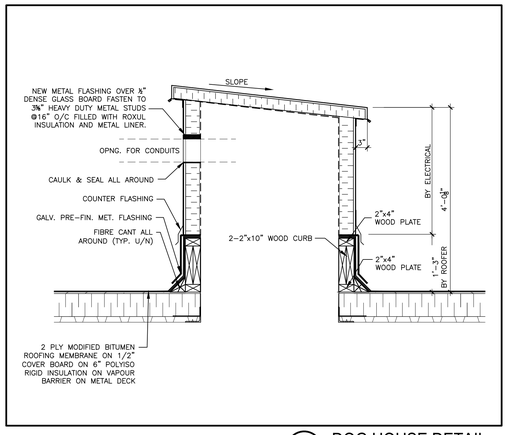

13 A705 DOG HOUSE DETAIL
3/4" = 1'-0"

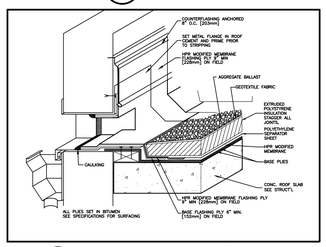

12 A705 SCUPPER DRAIN (THRU WALL)
1 1/2" = 1'-0"

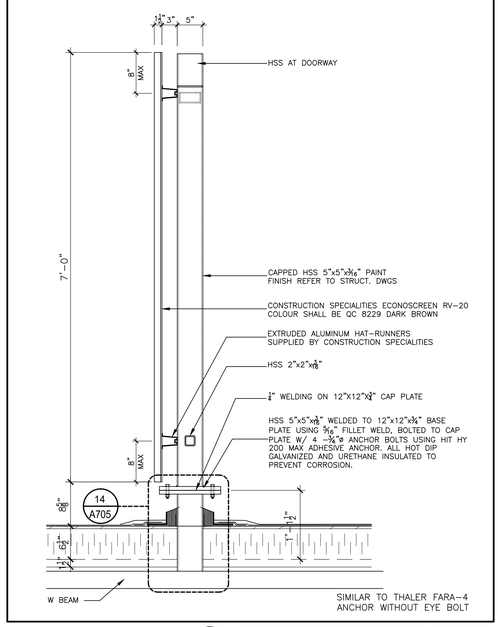

10 A705 SECTION @ EQUIPMENT SCREEN LABS
1" = 1'-0"

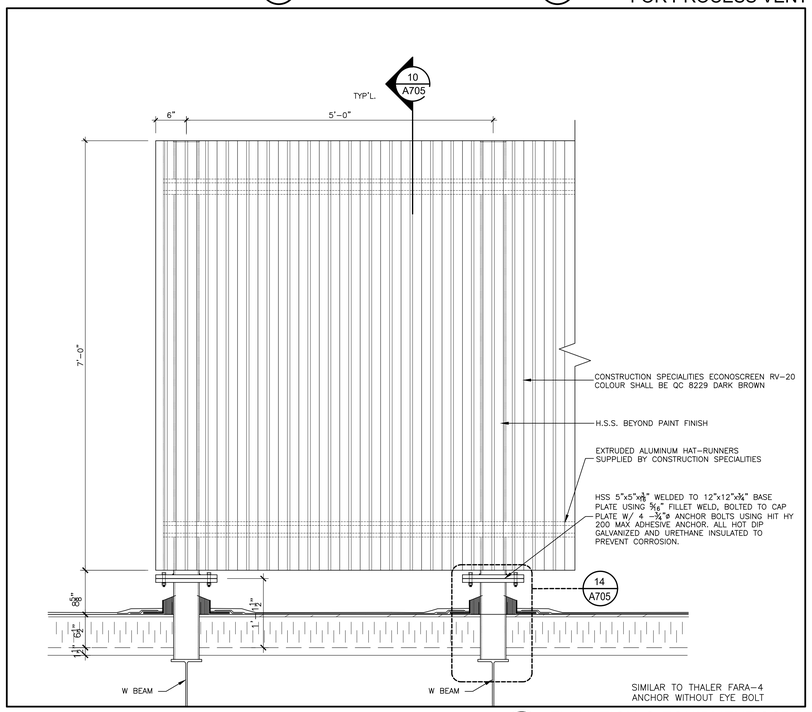

9 A705 ELEVATION @ EQUIPMENT SCREEN LABS
1" = 1'-0"

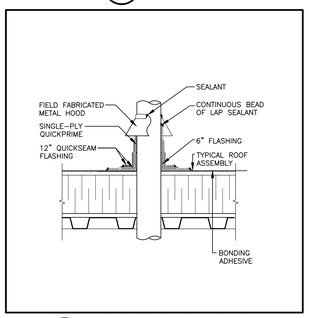

8 A705 TYPICAL VENT PIPE DETAIL
1 1/2" = 1'-0"

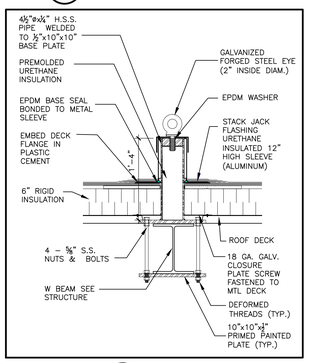

7 A705 GUY WIRE ANCHOR
1" = 1'-0"

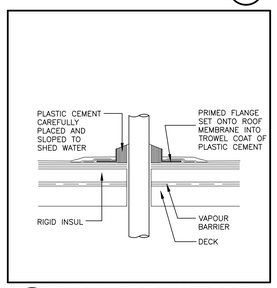

6 A705 SECTION @ PITCH POCKET
1" = 1'-0"

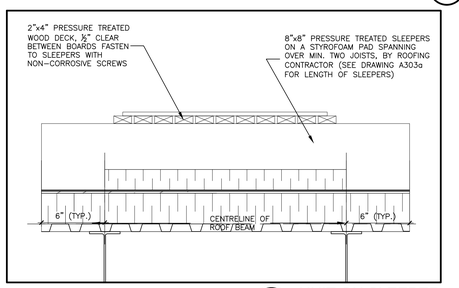

5 A705 UNIT ON SLEEPER
1" = 1'-0"

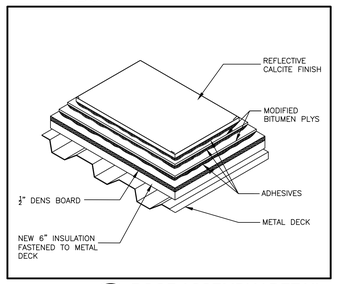

4 A705 ROOF ASSEMBLY DETAIL
1" = 1'-0"

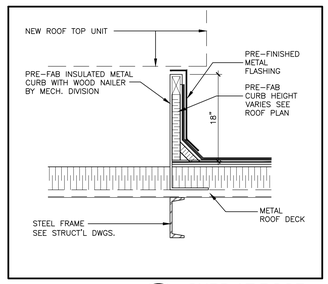

3 A705 CURB AT ROOF
1" = 1'-0"

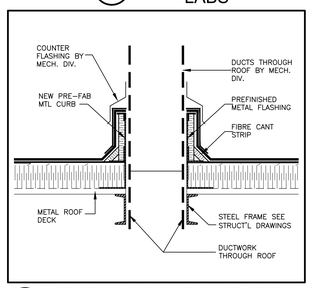

2 A705 SECTION @ ROOF DUCT OPENING
3/4"=1'-0"

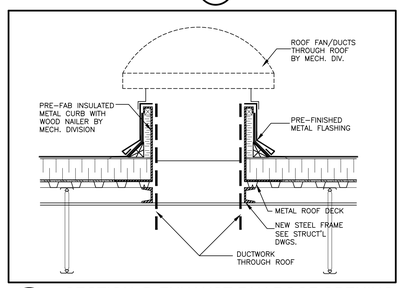

1 A705 SECTION @ EXHAUST FAN ROOF OPENING
3/4"=1'-0"

NOTES

These drawings are the property of, and shall not be used or reproduced without the consent of WBA Architects and Engineers Inc. The Contractor shall check and verify all dimensions and report all discrepancies to the Architect and/or Engineer.

No.	Date	Issued	By:
I	2022-09-30	ISSUED FOR CCN# 02	WBA
J	2022-11-08	ISSUED FOR CCN# 03	WBA
K	2023-02-23	ISSUED FOR CCN #09	WBA
L	2023-07-24	ISSUED FOR REVISION TO PERMIT	WBA
E	2022-05-24	ISSUED FOR PERMIT	WBA
F	2022-06-06	ISSUED FOR ADDENDUM# 05	WBA
G	2022-09-16	ISSUED FOR PERMIT R1	WBA
H	2022-09-26	ISSUED FOR CCN #001	WBA

No.	Date	Revision	By.
3	2025-03-20	ISSUED FOR AS-BUILTS	WBA
2	2024-01-18	ISSUED FOR CCN#32	WBA
1	2023-04-25	ISSUED FOR SI 03	WBA
0	2023-03-13	ISSUED FOR CONSTRUCTION	WBA

Professional Seal

Professional Seal

Consultant:
wba architects and engineers Inc.
3 - 530 Rowntree Dairy Road
Vaughan, Ontario L4L 8H2
Tel: 905-851-7144
Fax: 905-851-7146
e-mail: info@wbaae.com

Client:
ThermoFisher SCIENTIFIC
2100 SYNTEX COURT
MISSISSAUGA, ON L5N 7K9

Project Title:
NEW LABORATORY AND GMP LOCKERS EXPANSION

Drawing Title:
ROOF DETAILS

CADD System: AUTOCAD 2021	Plot Scale: 1:1	Sheet Size: 30" x 42"
Drawn By: R.R. /M.K.	Date: SEP./2021	Drawing Scale: AS NOTED
Checked By: G.S.S	Date: SEP./2021	Rev.: 3
Project No.: 2210620	Dwg No.: A705	

CADD File Name:
Plotted By:
Plot Date:

DOOR SCHEDULE

DOOR NO.	SIZE	DOOR TYPE	DOOR MAT'L	DOOR FIRE RATING	DOOR METAL ASTRA.	DOOR FIN.	FRAME TYPE	FRAME MAT'L	FRAME FIRE RATING	FRAME FIN.	LOCKSET	LATCHSET	PRIVACY SET	BARRIER FREE OPENER	ROLLER CATCH TOP OF DOORS	PANIC SET	PUSH/ PULL	CLOSER	HOLD OPEN W/ CLOSER	BUTT HINGES	FLUSH BOLTS TOP	CONCEAL VERTICAL ROD	8" H KICK PLATE	DOOR AND FRAME GUARD	AUTO DOOR BOTTOM	THRESHOLD	WEATHER STRIP	WALL STOP	FLOOR STOP	OVERHEAD STOP W/ CLOSER	MAGLOCK	ELECTRIC STRIKE	REQUEST TO EXIT	CARD READER IN & OUT	CARD READER IN	INTERLOCK	SECURITY DOOR CONTACT	CLEAN DETAIL	STANDARD DETAIL	NOTES
LABORATORY ADDITION- MAIN LEVEL																																								
A150	1-3'-2"+1'-6"x7'-0"x1-3/4"	D-3A	HM	1½ HR	—	PT.	F-2	HM	1½ HR	PT.		LHD				LHD		■		■	RHD		■						■									■	
A153	2-3'-0"x7'-0"x1-3/4"	D-6	HM	—	—	PT.	F-4	HM	—	PT.							■	■	■	■			■						■									■	
A154	2-3'-0"x7'-0"x1-3/4"	D-6	HM	—	—	PT.	F-4	HM	—	PT.							■	■	■	■			■						■									■	
A155	3'-2"x7'-0"x1-3/4"	D-4	HM	—	—	PT.	F-4	HM	—	PT.	■							■	■	■			■						■									■	
A155a	3'-0"x7'-0"x1-3/4"	D-1	HM	—	—	PT.	F-4	HM	—	PT.		■						■	■	■			■		■		■		■									■	
E-A160	3'-2"x7'-0"x1-3/4"	D-8	HM	—	—	PT.	F-9	HM	—	PT.	■					■		■		■			■			■	■									■		■	INSULATED DOOR AND FRAME. EMERGENCY EXIT NO EXTERIOR TRIM
A160A	3'-2"x7'-0"x1-3/4"	D-9A	HM	1½ HR	—	PT.	F-10	HM	1½ HR	PT.		■				■		■		■			■							■									■	
A161	1-2'-10"+1-1'-0¾"x7'-0"x1-3/4"	D-3	HM	—	—	PT.	F-5	HM	—	PT.					■		■			■																		■	
LABORATORY ADDITION- SECOND LEVEL																																								
A200	1-3'-2"+1-1'-6"x7'-0"x1-3/4"	D-3	HM	¾ HR	—	PT.	F-2	HM	¾ HR	PT.		LHD				LHD		■		■	RHD		■						■									■	
A260	3'-2"x7'-0"x1-3/4"	D-9A	HM	1½ HR	—	PT.	F-10	HM	1½ HR	PT.		■				■		■		■			■							■									■	
LOCKER ADDITION- MAIN LEVEL																																								
A1006	3'-0"x7'-0"x1-3/4"	D-5	EXIST.	—	—	PT.	EXIST.	—	—	PT.																														PROVIDE NEW DOOR SIGN ''WOMENS LOCKERS''
A1008	3'-0"x7'-0"x1-3/4"	D-5	EXIST.	—	—	PT.	EXIST.	—	—	PT.																														PROVIDE NEW DOOR SIGN ''WOMENS LOCKERS''
A1015	3'-2"x7'-0"x1-3/4"	D-4	HM	—	—	PT.	F-4	HM	—	PT.							■	■	■	■			■						■									■	OBSCURE GLASS DOOR SIGN "LOCKERS"
A1016	3'-2"x7'-0"x1-3/4"	D-4	HM	—	—	PT.	F-4	HM	—	PT.							■	■	■	■			■						■									■	OBSCURE GLASS DOOR SIGN "MEN LOCKERS + DECAL"
A1022	3'-2"x7'-0"x1-3/4"	D-4	HM	—	—	PT.	F-4	HM	—	PT.							■	■	■	■			■						■									■	DOOR SIGN "LOCKERS"
A1023	3'-2"x7'-0"x1-3/4"	D-4	HM	—	—	PT.	F-4	HM	—	PT.							■	■	■	■			■						■									■	OBSCURE GLASS DOOR SIGN "WOMEN LOCKERS"
A1031	3'-2"x7'-0"x1-3/4"	D-10	HM	—	—	EPOXY PT.	F-7	HM	—	EPOXY PT.							■	■	■	■			■						■								■		
A1032	3'-2"x7'-0"x1-3/4"	D-10	HM	—	—	EPOXY PT.	F-7	HM	—	EPOXY PT.							■	■	■	■			■							■								■		
E-A1052	3'-2"x7'-0"x1-3/4"	D-1	HM	1HR	—	PT.	F-9-F9A	HM	1 HR	PT.	■					■		■		■						■	■												■	
A1050	3'-2"x7'-0"x1-3/4"	D-4	HM	¾ HR	—	PT.	F-8	HM	¾ HR	PT.		■				■		■		■			■							■									■	
E-A1050	3'-2"x7'-0"x1-3/4"	D-8	HM	—	—	PT.	F-9	HM	—	PT.	■					■		■		■			■			■	■									■				INSULATED DOOR AND FRAME. EMERGENCY EXIT NO EXTERIOR TRIM
W138	3'-0"x7'-0"x1-3/4"	D-1	HM	0 HR	—	EPOXY PT.	F-4	HM	0 HR	EPOXY PT.	■							■		■			■						■									■		
W187a	2-2'-0"x7'-0"x1-3/4"	D-12	HM	—	—	PT.	F-7	HM	—	PT.					■		■			■																	■		
W187b	2-2'-0"x7'-0"x1-3/4"	D-12	HM	—	—	PT.	F-7	HM	—	PT.					■		■			■																	■		
W187c	2-2'-0"x7'-0"x1-3/4"	D-12	HM	—	—	PT.	F-7	HM	—	PT.					■		■			■																	■		
W187d	2-2'-0"x7'-0"x1-3/4"	D-12	HM	—	—	PT.	F-7	HM	—	PT.					■		■			■																	■		
W187e	2-2'-0"x7'-0"x1-3/4"	D-12	HM	—	—	PT.	F-7	HM	—	PT.					■		■			■																	■		
W187f	2-2'-0"x7'-0"x1-3/4"	D-12	HM	—	—	PT.	F-7	HM	—	PT.					■		■			■																	■		
W188	2-3'-0"x7'-0"x1-3/4"	D-6	HM	—	—	EPOXY PT.	F-7	HM	—	EPOXY PT.							■	■	■	■				■						■									■	
W192	3'-0"x7'-0"x1-3/4"	D-10	HM	—	—	EPOXY PT.	F-7	HM	—	EPOXY PT.	■									■										■								■		
L137A	3'-0"x7'-0"x1-3/4"	D-11	HM	—	—	EPOXY PT.	F-7	HM	—	EPOXY PT.							■	■		■											■		■		■			■		INTERLOCK WITH DOOR L137B
L137B	3'-0"x7'-0"x1-3/4"	D-10	HM	¾ HR	—	EPOXY PT.	EXIST.	HM	¾ HR	EPOXY PT.		■				■		■		■											■		■		■			■		INTERLOCK WITH DOOR L137A
LOCKER ADDITION- SECOND LEVEL																																								
A2001	1-3'-0"+1-2'-0"x7'-0"x1-3/4"	D-3	HM	—	—	PT.	F-4	HM	—	PT.		LHD						LHD		■	RHD		■						■									■	
A2001A	3'-0"x7'-0"x1-3/4"	D-4	HM	—	—	PT.	F-4	HM	—	PT.		■						■		■			■						■									■	
A2002	3'-0"x7'-0"x1-3/4"	D-7	HM	—	—	PT.	F-4	HM	—	PT.	■									■									■									■	
A2003	3'-0"x7'-0"x1-3/4"	D-7	HM	—	—	PT.	F-4	HM	—	PT.	■									■									■									■	
L-203A	2-3'-0"x7'-0"x1-3/4"	D-2	HM	3 HR	—	PT.	F-5	HM	3 HR	PT.		■				■		■		■		■	■						■									■	
A2004	3'-0"x7'-0"x1-3/4"	D-7	HM	—	—	PT.	F-4	HM	—	PT.	■									■									■									■	
A2050	3'-0"x7'-0"x1-3/4"	D-4	HM	¾ HR	—	PT.	F-8	HM	¾ HR	PT.		■				■		■		■									■									■	

5 A901 DOOR SCHEDULE
N/A

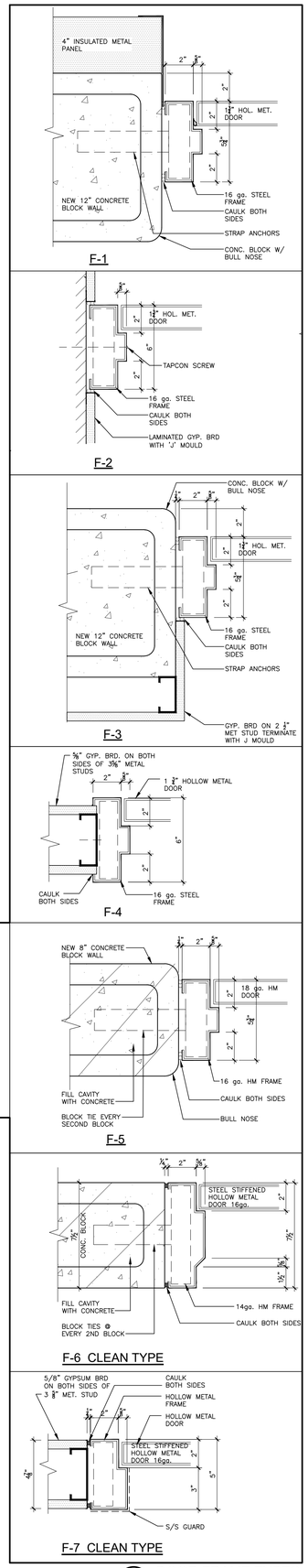

1 A901 DOOR FRAME TYPES
3"=1'-0"

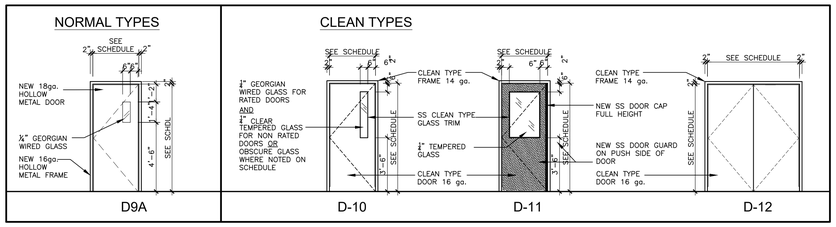

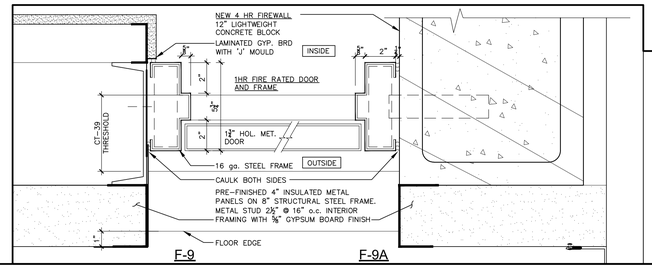

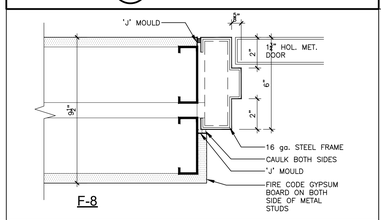

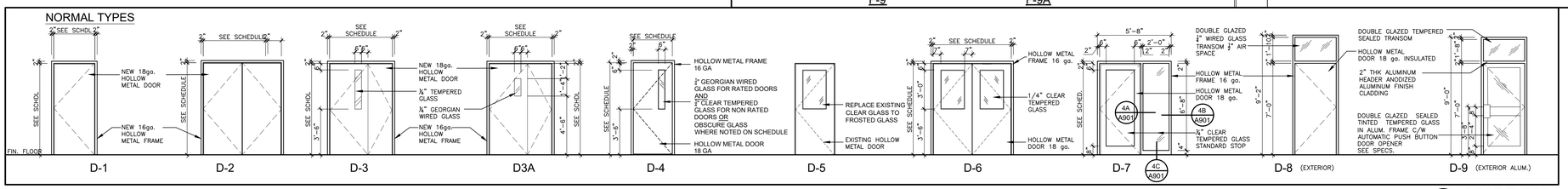

2 A901 DOOR TYPES
1/4"=1'-0"

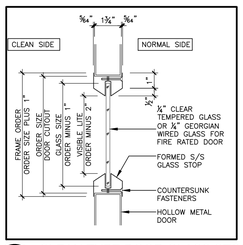

5 A901 CLEAN TYPE DOOR GLASS STOP
3"=1'-0"

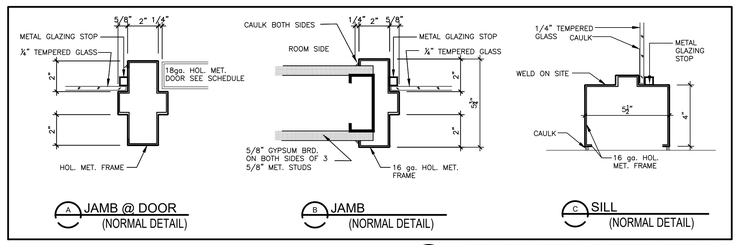

4 A902 HOLLOW METAL SCREEN DETAILS
N.T.S.

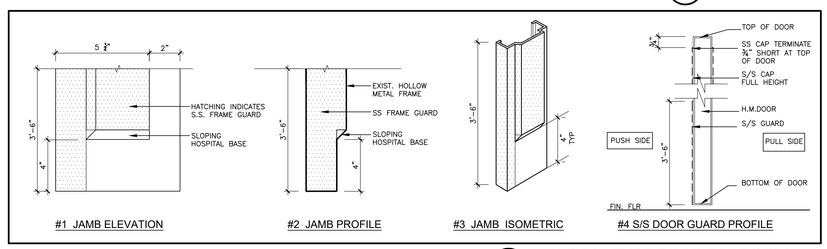

3 A901 HOSPITAL TYPE DOOR BASE DETAILS
3"=1'-0"

NOTES

These drawings are the property of, and shall not be used or reproduced without the consent of WBA Architects and Engineers Inc. The Contractor shall check and verify all dimensions and report all discrepancies to the Architect and/or Engineer.

No.	Date	Issued	By:
I	2022-06-16	ISSUED FOR PERMIT R1	WBA
J	2022-09-30	ISSUED FOR CCN #02	WBA
K	2022-11-08	ISSUED FOR CCN# 03	WBA
L	2022-11-25	ISSUED FOR CCN# 05	WBA
M	2022-12-08	ISSUED FOR PERMIT R3	WBA
N	2023-01-20	ISSUED FOR POST TENDER ADDENDUM #4	WBA
O	2023-02-15	ISSUED FOR CLARIFICATION	WBA
P	2023-07-24	ISSUED FOR REVISION TO PERMIT	WBA

No.	Date	Revision	By:
3	2025-03-20	ISSUED FOR AS-BUILTS	WBA
2	2024-06-10	ISSUED FOR CCN #035	WBA
1	2023-06-06	ISSUED FOR CCN #013	WBA
0	2023-03-13	ISSUED FOR CONSTRUCTION	WBA

Professional Seal

Professional Seal

Consultant:

wba architects and engineers inc.
3 - 530 Rowntree Dairy Road
Vaughan, Ontario L4L 8H2
tel: 905 851 0616
fax: 905 851 7148
e-mail: info@wbaae.com

Client:
ThermoFisher SCIENTIFIC
2100 SYNTEX COURT
MISSISSAUGA, ON L5N 7K9

Project Title:
NEW LABORATORY AND GMP LOCKERS EXPANSION

Drawing Title:
DOOR SCHEDULE AND DETAILS

CADD System: AUTOCAD 2021	Plot Scale: 1:1	Sheet Size: 30" x 42"
Drawn By: R.R. /M.K.	Date: SEP./2021	Drawing Scale: AS NOTED
Checked By: G.S.S	Date: SEP./2021	Rev.: 3
Project No.: 2210620	Dwg No.: A901	

CAD File Name:

Plotted By:

Plot Date:

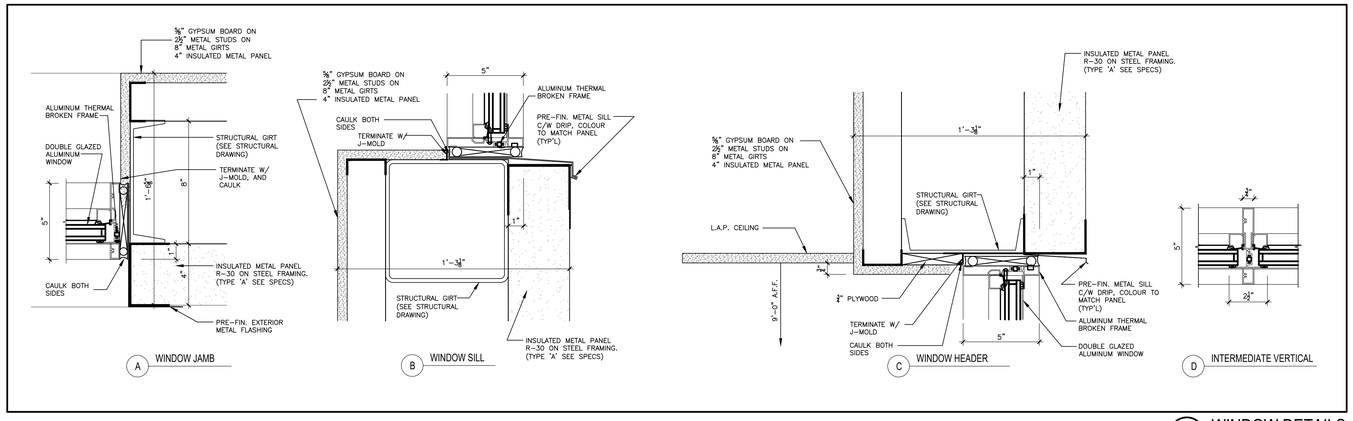

2 A902 WINDOW DETAILS 3"=1'-0"

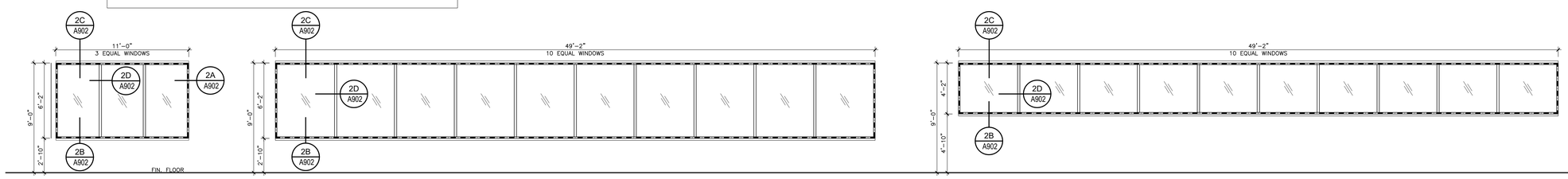

ALUMINUM WINDOW- 'E' (TOTAL 1 REQ'D)

ALUMINUM WINDOW- 'F' (TOTAL 1 REQ'D)

ALUMINUM WINDOW- 'G' (TOTAL 1 REQ'D)

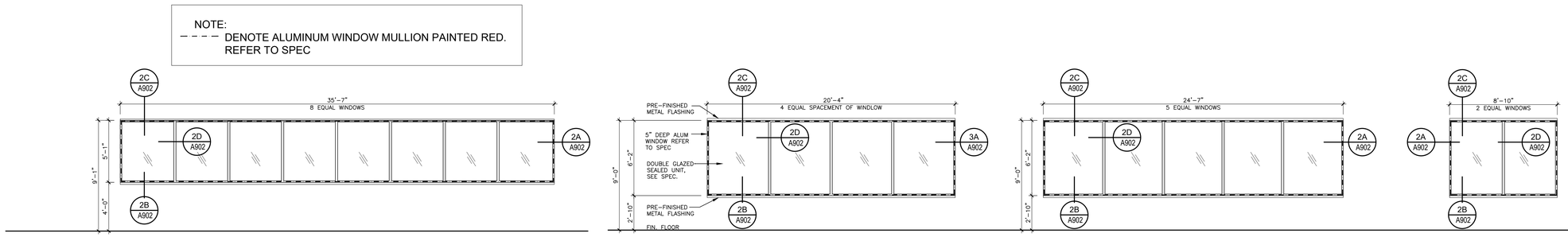

ALUMINUM WINDOW- 'A' (TOTAL 2 REQ'D)

ALUMINUM WINDOW- 'B' (TOTAL 1 REQ'D)

ALUMINUM WINDOW- 'C' (TOTAL 1 REQ'D)

ALUMINUM WINDOW- 'D' (TOTAL 3 REQ'D)

1 A902 WINDOW TYPES 1/4"=1'-0"

NOTES

These drawings are the property of, and shall not be used or reproduced without the consent of WBA Architects and Engineers Inc. The Contractor shall check and verify all dimensions and report all discrepancies to the Architect and/or Engineer.

No.	Date	Issued	By:
A	2022-03-24	ISSUED FOR 60% DESIGN REVIEW	WBA
B	2022-03-30	ISSUED FOR TENDER	WBA
C	2022-04-18	ISSUED FOR 90% DESIGN REVIEW	WBA
D	2022-05-05	ISSUED FOR TENDER	WBA
E	2022-05-24	ISSUED FOR PERMIT	WBA
F	2023-01-20	ISSUED FOR POST TENDER ADDENDUM #4	WBA
G	2023-07-24	ISSUED FOR REVISION TO PERMIT	WBA

No.	Date	Revision	By:
1	2025-03-20	ISSUED FOR AS-BUILTS	WBA
0	2023-03-13	ISSUED FOR CONSTRUCTION	WBA

Professional Seal

Professional Seal

Consultant:
wba architects and engineers Inc.
3 - 530 Rowntree Dairy Road
Vaughan, Ontario L4L 8H2
tel: 905 851 0616
fax: 905 851 7148
e-mail: info@wbaae.com

Client:
ThermoFisher SCIENTIFIC
2100 SYNTEX COURT
MISSISSAUGA, ON L5N 7K9

Project Title:
NEW LABORATORY AND GMP LOCKERS EXPANSION

Drawing Title:
WINDOW TYPES AND DETAILS

CADD System : AUTOCAD 2021	Plot Scale: 1:1	Sheet Size: 30" x 42"
Drawn By: H.S.	Date: SEP./2021	Drawing Scale: AS NOTED
Checked By: G.S.S	Date: SEP./2021	Rev.: 1
Project No.: 2210620	Dwg No.: A902	

CADD File Name:

Plotted By:

Plot Date:

ROOM SCHEDULE

		FLOOR	BASE		NORTH WALL			EAST WALL			SOUTH WALL			WEST WALL						CEILING						NOTES
ROOM NO.	ROOM NAME	MAT'L	MAT'L	4" EPOXY COVE 1" RADIUS	MATERIAL	FINISH	FIRE RATING	MATERIAL	FINISH	FIRE RATING	MATERIAL	FINISH	FIRE RATING	MATERIAL	FINISH	FIRE RATING	WALL TO WALL COVE 1" RADIUS PLASTER	WALL TO WALL ¾" LATEX COVE	WALL TO WALL 1½" VINYL COVE	MATERIAL	FINISH	FIRE RATING	HEIGHT	WALL TO CEILING ¾" LATEX COVE	WALL TO CEILING 1½" VINYL COVE	PATCH AND MAKE GOOD EXISTING WHERE DAMAGED OR DISTURBED BY NEW CONTRUCTION
LABORATORY ADDITION																										
MAIN LEVEL																										
136	EXISTING CORRIDOR	PATCH VINYL	PATCH VINYL	——	PATCH G.W.B.	PT.	1 HR	EXIST. CONC. BLK.	——	——	——	——	——	EXIST. G.W.B.	——	——	——	——	——	EXIST G.W.B.	——	——	EXIST.	——	——	PATCH WALL AT NEW DOOR OPENING
A150	CORRIDOR	EPOXY 'C'	EPOXY 'C'	YES	G.W.B.	PT.	——		PT.	——	G.W.B.	PT.	1 HR		PT.	——	——	——	——	L.G.P.	——	——	9'-0"	——	——	
A151	LABORATORY	EPOXY 'C'	EPOXY 'C'	YES	G.W.B.	PT.	——		PT.	——	G.W.B.	PT.	1 HR		PT.	——	——	——	——	L.G.P.	——	——	9'-0"	——	——	PROVIDE VINYL BASE TO LAB CABINETS
A152	RESERVED																									
A153	UPS/DATA ROOM	EPOXY 'C'	EPOXY 'C'	YES	G.W.B.	PT.	——	G.W.B.	PT.	——	G.W.B.	PT.	1 HR	G.W.B.	PT.	——	——	——	——	L.G.P.	——	——	9'-0"	——	——	
A154	SUPPLY STORAGE	EPOXY 'C'	EPOXY 'C'	YES	G.W.B.	PT.	——	G.W.B.	PT.	——	G.W.B.	PT.	1 HR	G.W.B.	PT.	——	——	——	——	L.G.P.	——	——	9'-0"	——	——	
A155	GAS/ CYLINDER ROOM	EPOXY 'C'	EPOXY 'C'	YES	G.W.B.	PT.	——	G.W.B.	PT.	——	G.W.B.	PT.	1 HR	G.W.B.	PT.	——	——	——	——	L.G.P.	——	——	9'-0"	——	——	
A155a	CLOSET	EPOXY 'C'	EPOXY 'C'	YES	G.W.B.	PT.	——	G.W.B.	PT.	——	G.W.B.	PT.	——	G.W.B.	PT.	——	——	——	——	G.W.B.	PT.	——	9'-0"	——	——	
A156	GC ROOM	EPOXY 'C'	EPOXY 'C'	YES	——	——	——	G.W.B.	PT.	——	G.W.B.	PT.	——	G.W.B.	PT.	——	——	——	——	G.W.B.	PT.	——	8'-11"	——	——	PROVIDE VINYL BASE TO LAB CABINETS
A160	STAIR	VINYL	VINYL	——	G.W.B.	PT.	——	G.W.B.	PT.	2 HR	G.W.B.	PT.	——	G.W.B.	PT.	——	——	——	——	G.W.B.	PT.	——	9'-0"	——	——	PAINT HANDRAILS, GUARDS, STRINGER, AND RISERS
A161	TEMP STORAGE	CONC.	——	——	CONC. BLK.	——	——	CONC. BLK.	——	——	CONC. BLK.	——	——	CONC. BLK.	——	——	——	——	——	——	——	——	——	——	——	UNFINISHED SPACE
SECOND LEVEL																										
L200	EXISTING DOC. ROOM	EPOXY	VINYL	——	EXIST. G.W.B.	W-1	——	G.W.B.	W-1	——	EXIST. G.W.B.	W-1	——	EXIST. G.W.B.	W-1	——	——	——	——	PATCH L.A.P.	——	——	9'-0" V.I.F.	——	——	
A200	CORRIDOR	CONC.	——	——	——	——	——	EXIST. BRICK	——	——	EXIST. BRICK	——	——	EXIST. BRICK	——	——	——	——	——	EXPOSED STRUCTURE	——	——	14'-2"	——	——	UNFINISHED SPACE
A200A	CORRIDOR	EPOXY	VINYL	——	G.W.B.	W-1	——	EXIST. G.W.B.	W-1	——	——	——	——	G.W.B.	W-1	——	——	——	——	PATCH L.A.P.	——	——	9'-0" V.I.F.	——	——	
A201	FUTURE FITOUT	CONC.	——	——	CURTAIN WALL	——	——	CURTAIN WALL	——	——	EXIST. BRICK	——	——	CURTAIN WALL	——	——	——	——	——	EXPOSED STRUCTURE	——	——	14'-2"	——	——	UNFINISHED SPACE
A260	STAIR	VINYL	VINYL	——	G.W.B.	PT.	——	G.W.B.	PT.	2 HR	G.W.B.	PT.	——	G.W.B.	PT.	——	——	——	——	L.A.P.	——	——	9'-0"	——	——	PAINT HANDRAILS, GUARDS, STRINGER, AND RISERS + NON-SLIP STAIR TREADS
A261	FUTURE ELEVATOR	CONC.	——	——	CONC. BLK.	——	——	CONC. BLK.	——	——	CONC. BLK.	——	——	CONC. BLK.	——	——	——	——	——	——	——	——	——	——	——	UNFINISHED SPACE
LOCKER ADDITION																										
MAIN LEVEL																										
L137	AIR LOCK-1	EPOXY 'F'	EPOXY 'F'	YES	EXIST. G.W.B.	W-1	——	EXIST. G.W.B.	W-1	——	EXIST. G.W.B.	W-1	——	EXIST. G.W.B.	W-1	——	——	——	——	G.W.B.	C-1	——	8'-5"	——	YES	EPOXY PAINT TO EXISTING DOORS AND FRAMES BOTH SIDES
W138	JANITOR	EPOXY 'E'	EPOXY 'E'	YES	EXIST. G.W.B.	W-1	0 HR	EXIST. G.W.B.	W-1	0 HR	G.W.B.	W-1	0 HR	G.W.B.	W-1	0 HR	——	——	——	L.G.P.	——	——	9'-0"	——	——	CEILING PANELS TO BE CLIPPED DOWN FOR ZERO HOUR FIRE RATING
W177	CORRIDOR	PATCH EPOXY	EPOXY NEW WALL	YES	——	——	——	PATCH EXIST.	PATCH EXIST.	——	G.W.B.	W-1	——	PATCH EXIST.	PATCH EXIST.	——	——	——	——	PATCH L.A.P.	——	——	9'-0"	——	——	EXIST. LIGHT VALENCE PATCH AND MAKE GOOD. PAINT DISTURBED AREAS TO MATCH EXIST.
W186	CORRIDOR	EPOXY 'B'	EPOXY 'B'	YES	G.W.B.	W-1	——	G.W.B.	W-1	——	G.W.B.	W-1	——	G.W.B.	W-1	——	——	——	——	L.G.P.	——	——	9'-0"	——	——	
W187	GOWNING	EPOXY 'B'	EPOXY 'B'	YES	G.W.B.	W-1	——	G.W.B.	W-1	——	G.W.B.	W-1	——	G.W.B.	W-1	——	——	——	——	L.G.P.	——	——	9'-0"	——	——	INSIDE OF CLOSETS TO BE FINISHED SAME AS THE ROOM
W188	SOILED GOWNS	EPOXY 'B'	EPOXY 'B'	YES	G.W.B.	W-1	——	G.W.B.	W-1	——	G.W.B.	W-1	——	G.W.B.	W-1	——	——	——	——	L.G.P.	——	——	9'-0"	——	——	EPOXY PAINT TO EXISTING DOORS AND FRAMES
W189	OFFICE	EPOXY 'B'	EPOXY 'B'	YES	G.W.B.	W-1	——	G.W.B.	W-1	——	G.W.B.	W-1	——	G.W.B.	W-1	——	——	——	——	G.W.B.	C-1	——	9'-0"	——	YES	EPOXY PAINT TO EXISTING DOORS AND FRAMES
W190	OFFICE	EPOXY 'B'	EPOXY 'B'	YES	G.W.B.	W-1	——	G.W.B.	W-1	——	G.W.B.	W-1	——	G.W.B.	W-1	——	——	——	——	G.W.B.	C-1	——	9'-0"	——	YES	EPOXY PAINT TO EXISTING DOORS AND FRAMES
W191	OFFICE	EPOXY 'B'	EPOXY 'B'	YES	G.W.B.	W-1	——	G.W.B.	W-1	——	G.W.B.	W-1	——	G.W.B.	W-1	——	——	——	——	G.W.B.	C-1	——	9'-0"	——	YES	EPOXY PAINT TO EXISTING DOORS AND FRAMES
W192	OFFICE	EPOXY 'B'	EPOXY 'B'	YES	G.W.B.	W-1	——	G.W.B.	W-1	——	G.W.B.	W-1	——	G.W.B.	W-1	——	——	——	——	G.W.B.	C-1	——	9'-0"	——	YES	EPOXY PAINT TO EXISTING DOORS AND FRAMES
	RESERVED																									
A1000	NON CLASSIFIED CORRIDOR	VINYL	VINYL	——	——	——	——	PATCH CONC. BLK.	W-1	——	EXIST.	——	——	EXIST.	——	——	——	——	——	EXIST. L.A.P.	——	——	9'-0"	——	——	PAINT EXISTING DOORS AND FRAMES
A1005	MEN LOCKERS	COVER EPOXY	COVER EPOXY	YES	——	——	——	EXIST.	——	——	EXIST.	——	——	EXIST.	——	——	——	——	——	NEW G.W.B.	C-1	——	9'-0"	——	——	COVER AND PROTECT EXIST. FLOORING & WALL FINISHES. REMOVE EXIST. CLG. AND PROVIDE NEW TO MATCH
A1008	VESTIBULE	EPOXY 'B'	EPOXY 'B'	YES	NEW G.W.B.	W-1	——	EXIST.	W-1	——	EXIST.	W-1	——	EXIST.	W-1	——	——	——	——	EXIST. G.W.B.	C-1	——	9'-0"	——	——	EPOXY PAINT EXISTING DOORS AND FRAMES
A1008a	STORAGE	EPOXY 'B'	EPOXY 'B'	YES	EXIST.	W-1	——	EXIST.	W-1	——	NEW G.W.B.	W-1	——	EXIST.	W-1	——	——	——	——	EXIST. G.W.B.	C-1	——	9'-0"	——	——	EPOXY PAINT EXISTING DOORS AND FRAMES
A1009	HANDWASH	EXIST. NO WORK REQUIRED																								NO WORK REQUIRED
A1014	MEN'S LOCKERS	EPOXY 'A' EPOXY 'B'	EPOXY 'A' EPOXY 'B'	YES	EXIST.	W-1	——	GWB	W-1	——	GWB	W-1	——	GWB	W-1	——	——	——	——	G.W.B.	C-1	——	9'-0"	——	——	GYPSUM BOARD BULKHEADS FINISH W-1
A1015	SOILED UNIFORM	EPOXY 'A'	EPOXY 'A'	YES	EXIST.	W-1	——	GWB	W-1	——	GWB	W-1	——	GWB	W-1	——	——	——	——	G.W.B.	C-1	——	9'-0"	——	——	
A1016	CORRIDOR	EPOXY 'A'	EPOXY 'A'	YES	EXIST.	W-1	——	GWB	W-1	——	GWB	W-1	——	GWB	W-1	——	——	——	——	G.W.B.	C-1	——	9'-0"	——	——	
A1017	MEN'S WASHROOM	EPOXY 'A'	EPOXY 'A'	YES	EXIST.	W-1	——	GWB	W-1	——	GWB	W-1	——	GWB	W-1	——	——	——	——	G.W.B.	C-1	——	9'-0"	——	——	
A1018	CHANGE ROOM	EPOXY 'E'	EPOXY 'E'	YES	PLASTER STL	W-1	——	PLASTER STL	W-1	——	PLASTER STL	W-1	——	PLASTER STL	W-1	——	——	——	——	PLASTER	C-1	——	9'-0"	——	——	SEE DETAILS FOR CURB, SHOWER CURTAIN AND ACCESSORIES
A1019	SHOWER	EPOXY 'E'	EPOXY 'E'	YES	PLASTER STL	W-1	——	PLASTER STL	W-1	——	PLASTER STL	W-1	——	PLASTER STL	W-1	——	——	——	——	PLASTER	C-1	——	9'-0"	——	——	SEE DETAILS FOR CURB, SHOWER CURTAIN AND ACCESSORIES
A1021	WOMEN'S LOCKER	EPOXY 'A' EPOXY 'B'	EPOXY 'A' EPOXY 'B'	YES	EXIST.	W-1	——	GWB	W-1	——	GWB	W-1	——	GWB	W-1	——	——	——	——	G.W.B.	C-1	——	9'-0"	——	——	
A1022	SOILED UNIFORM	EPOXY 'A'	EPOXY 'A'	YES	GWB	W-1	——	GWB	W-1	——	GWB	W-1	——	GWB	W-1	——	——	——	——	G.W.B.	C-1	——	9'-0"	——	——	
A1023	CORRIDOR	EPOXY 'A'	EPOXY 'A'	YES	GWB	W-1	——	GWB	W-1	——	GWB	W-1	——	GWB	W-1	——	——	——	——	G.W.B.	C-1	——	9'-0"	——	——	
A1024	WOMEN'S WASHROOM	EPOXY 'A'	EPOXY 'A'	YES	GWB	W-1	——	GWB	W-1	——	GWB	W-1	——	GWB	W-1	——	——	——	——	G.W.B.	C-1	——	9'-0"	——	——	
A1025	CHANGE ROOM	EPOXY 'E'	EPOXY 'E'	YES	PLASTER STL	W-1	——	PLASTER STL	W-1	——	PLASTER STL	W-1	——	PLASTER STL	W-1	——	——	——	——	PLASTER	C-1	——	9'-0"	——	——	SEE DETAILS FOR CURB, SHOWER CURTAIN AND ACCESSORIES
A1026	SHOWER	EPOXY 'E'	EPOXY 'E'	YES	PLASTER STL	W-1	——	PLASTER STL	W-1	——	PLASTER STL	W-1	——	PLASTER STL	W-1	——	——	——	——	PLASTER	C-1	——	9'-0"	——	——	SEE DETAILS FOR CURB, SHOWER CURTAIN AND ACCESSORIES
A1031	STORAGE	EPOXY 'B'	EPOXY 'B'	YES	GWB	W-1	——	GWB	W-1	——	GWB	W-1	——	GWB	W-1	——	——	——	——	G.W.B.	C-1	——	9'-0"	——	——	
A1032	PRODUCTION TRAINING	EPOXY 'B'	EPOXY 'B'	YES	GWB	W-1	——	GWB	W-1	——	GWB	W-1	——	GWB	W-1	——	——	——	——	G.W.B.	C-1	——	9'-0"	——	——	
A1033	SPARE	EPOXY 'B'	EPOXY 'B'	YES																						
A1050	STAIR	VINYL	VINYL	——	GWB	PT.	——	GWB	PT.	1 HR	GWB	PT.	——	GWB	PT.	——	——	——	——	G.W.B.	PT.	——	9'-0"			PAINT HANDRAILS, GUARDS, STRINGER, AND RISERS + NON-SLIP STAIR TREADS
A1051	NON-CLASSIFIED CORRIDOR	VINYL	VINYL	——	CONC. BLK.	PT.	——	CONC. BLK.	PT.	——	G.W.B.	PT.	——	CONC. BLK. G.W.B.	PT.	——	——	——	——	L.A.P.	PT.	——	9'-0"	——	——	
A1052	NON-CLASSIFIED CORRIDOR	VINYL	VINYL	——	CONC. BLK.	PT.	——	CONC. BLK.	PT.	——	G.W.B.	PT.	——	CONC. BLK. G.W.B.	PT.	——	——	——	——	L.A.P.	PT.	——	9'-0"	——	——	SLOPE L.A.P. AT STAIR. PROVIDE CARBORANDUM STRIPS AT STAIR
A1053	CORRIDOR	VINYL	VINYL	——	CONC. BLK.	PT.	——	CONC. BLK.	PT.	4 HR	G.W.B.	PT.	——	CONC. BLK. G.W.B.	PT.	——	——	——	——	L.A.P.	PT.	——	9'-0"	——	——	
A1054	VESTIBULE	VINYL	VINYL	——	CONC. BLK.	PT.	——	CONC. BLK.	PT.	4 HR	CONC. BLK.	PT.	——	CONC. BLK. G.W.B.	PT.	——	——	——	——	L.A.P.	PT.	——	9'-0"	——	——	
SECOND LEVEL																										
A2001	FUTURE OFFICE EXPANSION	CONC.	——	——	G.W.B.	PT.	——	G.W.B.	PT.	4 HR	G.W.B.	PT.	——	G.W.B.	PT.	——	——	——	——	L.A.P.	——	——	9'-0"	——	——	
A2002	OFFICE	CONC.	——	——	G.W.B.	PT.	——	G.W.B.	PT.	——	G.W.B.	PT.	——	G.W.B.	PT.	——	——	——	——	L.A.P.	——	——	9'-0"	——	——	
A2003	OFFICE	CONC.	——	——	G.W.B.	PT.	——	G.W.B.	PT.	——	G.W.B.	PT.	——	G.W.B.	PT.	——	——	——	——	L.A.P.	——	——	9'-0"	——	——	
A2004	OFFICE	CONC.	——	——	G.W.B.	PT.	——	G.W.B.	PT.	——	G.W.B.	PT.	——	G.W.B.	PT.	——	——	——	——	L.A.P.	——	——	9'-0"	——	——	
A2005	PRODUCTION OFFICE	CONC.	——	——	G.W.B.	PT.	——	G.W.B.	PT.	4 HR	G.W.B.	PT.	——	G.W.B.	PT.	——	——	——	——	L.A.P.	——	——	9'-0"	——	——	
A2050	STAIR	VINYL	VINYL	——	CONC. BLK.	PT.	——	CONC. BLK.	PT.	1 HR	CONC. BLK.	PT.	——	CONC. BLK.	PT.	——	——	——	——	L.A.P.	——	——	9'-0"	——	——	PAINT HANDRAILS, GUARDS, STRINGER, AND RISERS + NON-SLIP STAIR TREADS
L203	CORRIDOR	EXIST.	——	——	EXIST.	——	——	EXIST.	——	——	NEW GYP. BOARD	PT.	——	EXIST.	——	——	——	——	——	L.A.P.	——	——	9'-0"	——	——	

1 A903 ROOM SCHEDULE
N/A

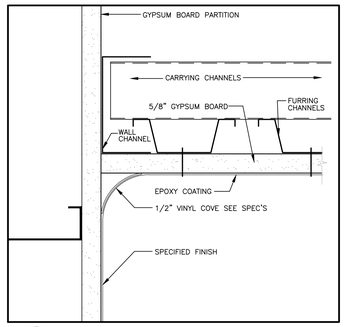

2 A903 WALL TO CEILING COVE @ GYP. BRD.
N.T.S.

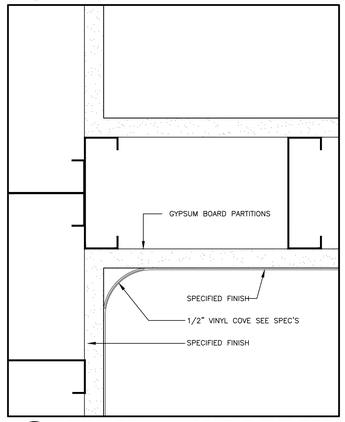

3 A903 WALL TO WALL COVE @ GYP. BRD.
N.T.S.

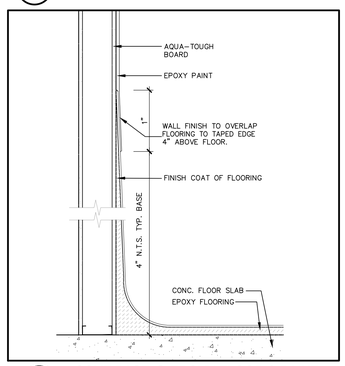

4 A903 COVE BASE @ EPOXY FLOOR & PAINT
N.T.S.

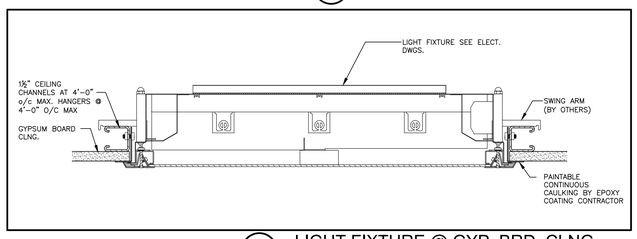

5 A903 LIGHT FIXTURE @ GYP. BRD. CLNG.
N.T.S.

NOTES

These drawings are the property of, and shall not be used or reproduced without the consent of WBA Architects and Engineers Inc. The Contractor shall check and verify all dimensions and report all discrepancies to the Architect and/or Engineer.

No.	Date	Issued	By:
I	2023-07-24	ISSUED FOR REVISION TO PERMIT	WBA
B	2022-04-18	ISSUED FOR 90% DESIGN REVIEW	WBA
C	2022-05-05	ISSUED FOR TENDER	WBA
D	2022-05-24	ISSUED FOR PERMIT	WBA
E	2022-05-26	ISSUED FOR ADDENDUM# 03	WBA
F	2022-06-06	ISSUED FOR ADDENDUM# 05	WBA
G	2022-09-16	ISSUED FOR PERMIT R1	WBA
H	2022-09-26	ISSUED FOR CCN #01	WBA

ABBREVIATIONS

ACST. – ACOUSTIC
A.F.S. – ASHFORD FORMULA SEALER
ALUM. – ALUMINUM
AQU. T – AQUATOUGH
BLK. – BLOCK
BLDG. – BUILDING
CARP. – CARPET
CARP.T. – CARPET TILE
CLG. – CEILING
CEM. BRD – CEMENT BOARD
CER/T – CERAMIC TILE
CLR. – CLEAR
COL. – COLUMN
CONC. – CONCRETE
CONC. BLK – CONCRETE BLOCK
F.A.T.P – FIBEROCK AQUA TOUGH PANELS
FIN. – FINISH
FLR. – FLOOR
GALV. – GALVANIZED
GL. – GLASS
GYP. – GYPSUM
G.W.B. – GYPSUM WALL BOARD
HOL. – HOLLOW
H.M. – HOLLOW METAL
INSUL. – INSULATION
LAV. – LAVATORY
L.A.P. – LAY IN ACCOUSTIC PANELS
L.G.P. – LAY IN GYPSUM PANELS
MET. – METAL
MAT'L. – MATERIALS
MFG. – MOULDED FIBERGLASS
NIC – NOT IN CONTRACT
NTS – NOT TO SCALE
OPNG. – OPENING
PLST STL. – PLASTER STEEL TROWEL SMOOTH FINISH
PLST FLT. – PLASTER FLOAT TROWEL SMOOTH FINISH
PT. – PAINT
PT.'N. – PARTITION
PREFAB. – PREFABRICATED
PT.'D. GYP. BRD. – PAINTED GYPSUM BOARD
QT. – QUARRY TILE
RLG. – RAILING
RSF – RUBBER SHEET FLOORING
RUB. – RUBBER
RVT – RESILIENT VINYL TILE
SCRN – SCREEN
ST. STL. – STAINLESS STEEL
WD. – WOOD
W.C. – WALL COVERING
V. WB. – VINYL WALLBOARD

FINISHES

FLOORING AND FLOOR BASE FINISH:

EPOXY 'A' – GENERAL POLYMERS POLYURETHANE 12S W/ TWO COATS OF EPOXY COATING (DIRTY SIDE)
EPOXY 'B' – GENERAL POLYMERS POLYURETHANE 12S W/ TWO COATS OF EPOXY COATING (CLEAN SIDE)
EPOXY 'C' – HIGH DENSITY BROADCAST EPOXY WITH MOISTURE DESIPATING
~~EPOXY 'D' – HIGH DENSITY BROADCAST EPOXY~~
EPOXY 'E' – HIGH DENSITY BROADCAST EPOXY WITH NON-SKID FINISH
EPOXY 'F' – SELF LEVELING EPOXY RE-COAT OVER EXISTING
CER.T – CERAMIC TILE
VINYL – VINYL SHEET FLOORING WITH VINYL BASE

WALL FINISH:

W-1 – EPOXY COATING ON MOLD RESISTANT BOARD
PT – LATEX PAINT

CEILING FINISH:

L.G.P. – 2'X4' LAY-IN GYPSUM PANEL WITH MYLAR COATING
L.A.P. – 2'X4' LAY-IN ACCOUSTICAL SUSPENSION SYSTEM
C-1 – EPOXY COATING ON MOLD RESISTANCE BOARD.
PT – LATEX PAINT

No.	Date	Revision	By:
4	2025-03-20	ISSUED FOR AS-BUILTS	WBA
3	2024-06-10	ISSUED FOR CCN# 35	WBA
2	2023-07-20	ISSUED FOR CCN #16	WBA
1	2023-06-06	ISSUED FOR CCN #013	WBA
0	2023-03-13	ISSUED FOR CONSTRUCTION	WBA

Professional Seal

Professional Seal

Consultant:
wba architects and engineers Inc.
3 - 530 Rowntree Dairy Road
Vaughan, Ontario L4L 8H2
tel: 905 851 0816
fax: 905 851 7148
e-mail info@wbaae.com

Client: ThermoFisher SCIENTIFIC
2100 SYNTEX COURT
MISSISSAUGA, ON L5N 7K9

Project Title: NEW LABORATORY AND GMP LOCKERS EXPANSION

Drawing Title: ROOM SCHEDULE AND DETAILS

CADD System: AUTOCAD 2021	Plot Scale: 1:1	Sheet Size: 30" x 42"
Drawn By: R.R. /M.K.	Date: SEP./2021	Drawing Scale: AS NOTED
Checked By: G.S.S	Date: SEP./2021	Rev.: 4
Project No.: 2210620	Dwg. No.: A903	

CADD File Name:
Plotted By:
Plot Date: